

2014

PENNSYLVANIA
LIBRARY STATISTICS

Prepared by:
Pennsylvania Department of Education
Office of Commonwealth Libraries
607 South Drive
Harrisburg, PA 17120-0600
(717) 783-5743



This publication was supported in whole by the Institute of Museum and Library Services under the provisions of the Library Services and Technology Act as administered by the Commonwealth of Pennsylvania

Commonwealth of Pennsylvania

Tom Wolf, Governor

Department of Education

Pedro A. Rivera, Secretary

Office of Commonwealth Libraries

Glenn R. Miller, Deputy Secretary of Commonwealth Libraries

Bureau of Library Development

Brian Dawson, Director

May 2016

The Pennsylvania Department of Education does not discriminate in its educational programs, activities or employment practices based on race, color, national origin, sex, sexual orientation, disability, age, religion, ancestry, union membership, or any other legally protected category. This policy is in accordance with state law, including the Pennsylvania Human Relations Act, and with federal law, including Title VI and Title VII of the Civil Rights Act of 1964, Title IX of the Education Amendments of 1972, Section 504 of the Rehabilitation Act of 1973, the Age Discrimination in Employment Act of 1967 and the Americans with Disabilities Act of 1990.

If you have any questions about this publication, or for additional copies contact: Linda A. Rohm, Education Administration Associate, Pennsylvania Department of Education, Office of Commonwealth Libraries, 607 South Drive, Harrisburg, PA 17120-0600, Telephone: 717-783-5745 or FAX: 717-787-2117.

The following persons have been designated to handle inquiries regarding the Pennsylvania Department of Education's non-discrimination policies:

For Inquiries Concerning Non-Discrimination in Employment:

Pennsylvania Department of Education
Equal Employment Opportunity Representative
Bureau of Human Resources
333 Market Street, 11th Floor
Harrisburg, PA 17126-0333
Voice Telephone: (717) 787-4417
Text Telephone: (717) 783-8445
Fax: (717) 783-9348

For Inquiries Concerning Non-Discrimination in All Other Pennsylvania Department of Education Programs and Activities:

Pennsylvania Department of Education
School Services Unit Director
333 Market Street, 5th Floor
Harrisburg, PA 17126-0333
Voice Telephone: (717) 783-3750
Text Telephone: (717) 783-8445
Fax: (717) 783-6802

TABLE OF CONTENTS

PUBLIC LIBRARIES		State Aided Libraries	
Part I	Table 1 – Registration and Staff		2
	Table 2 – Collection and Circulation		
	Table 3 – Income		
	Table 4 – Expenditures		
Part II	District Summary of Part I Data for <i>State Aided Libraries</i>		60
Part III	System Summary of Part I Data for <i>Federated State Aided Library Systems</i>		64
		Non-State Aided Libraries	
Part IV	Table 1 – Registration and Staff		68
	Table 2 – Collection and Circulation		
	Table 3 – Revenue		
	Table 4 – Expenditures		
Part V	District Summary of <i>State Aided and Non-State Aided Libraries</i>		72
LISTINGS		By Population	
Part VI	Independent State Aided Libraries		76
Part VII	State Aided Library Systems (System-wide Data)		80
		Other	
	Circulation Analysis		81
	Bookmobile Statistics		82
	State Library of Pennsylvania		83
	Statewide Summary of Statistics		84
MAPS/CHARTS/GRAPHS			
	State Aid Distribution by Category		58
	Revenue by Source and Expenditures by Category		59
	Total Staffing History		72
	Circulation History		73
	Local Government Income History		74
	Total Operating Expenditures History		75
	Collection Expenditures History		75

INTRODUCTION

The 2014 Pennsylvania Library Statistics publication includes data from public libraries and state-supported institution libraries. For public libraries that operate on a July-June fiscal year, the data is taken from the 2013-2014 Public Library Annual Reports. For all other public libraries, the data is for the year 2014.

This publication represents a summary of library statistics and tables useful to library directors, administrators and state and local elected officials. The statistics can assist in assessing the activity and resources of individual libraries and comparing them with libraries of similar size or with state averages. Statistical data can suggest patterns and trends and express areas of need or attention.

Public libraries are organized into two main categories: State Aided and Non-State Aided libraries. The data beginning on Page 2 represents the libraries that meet state standards and earn state aid. The data beginning on Page 68 represents libraries that are not earning state aid (Non-State Aided) because they either do not meet the standards or choose not to apply. Beginning on Page 78, data from selected categories are summarized by District Library Center and Library System and combined into an overall total.

Both public library data sections organize libraries into counties and then alphabetically by library name. Libraries providing service within a federated library system structure are identified by an “M” (member) preceding the library name. The administrative headquarters of the system is identified by an “H” (headquarters). All systems are county based. A System Summary section has been added to provide totals for each (federated) system.

2014 PENNSYLVANIA PUBLIC LIBRARY STATISTICS
 ANALYSIS OF REVENUE, EXPENDITURES AND SERVICES OF STATE AIDED LIBRARIES
 PART I HOURS & STAFF

LIBRARIES BY COUNTY	POPULA- TION SERVED	HOURS OPEN WEEKLY	TOTAL REGIS- TRATION	PROFES- SIONAL STAFF	LIBRARIAN STAFF	OTHER PAID STAFF	VOLUN- TEER STAFF
1 H ADAMS COUNTY LIBRARY SYSTEM	91,576	66	68,251	7.50	3.90	25.25	0.90
2 M EAST BERLIN COMMUNITY LIBRARY	9,831	46	7,380	1.75	0.00	1.88	0.85
<i>Totals - Adams County</i>	101,407		75,631	9.25	3.90	27.13	1.75
3 H ALLEGHENY COUNTY LIBRARY ASSOC	0	0	6,536	5.45	0.00	6.28	0.00
4 M ANDREW BAYNE MEM LIBRARY	8,370	54	4,521	1.00	0.00	3.00	0.00
5 M ANDREW CARNEGIE FREE LIBRARY	7,972	46	5,030	1.00	1.00	2.35	0.63
6 M AVALON PUBLIC LIBRARY	4,705	46	2,915	1.71	0.00	2.11	0.21
7 M BALDWIN BOROUGH PUBLIC LIBRARY	19,767	54	3,381	2.53	1.01	2.93	0.32
8 M BETHEL PARK PUBLIC LIBRARY	32,313	68	14,287	6.38	0.00	12.55	0.20
9 M BRADDOCK CARNEGIE LIBRARY	14,987	45	3,419	2.29	0.00	2.89	1.26
10 M BRENTWOOD LIBRARY	9,643	55	6,469	1.00	3.75	3.63	0.43
11 M BRIDGEVILLE PUBLIC LIBRARY	5,148	42	4,679	2.50	2.50	2.65	0.25
12 M C C MELLOR MEMORIAL LIBRARY	20,884	54	3,321	1.74	0.00	4.06	0.11
13 M CARNEGIE FR LIB OF SWISSVALE	11,105	49	4,325	1.83	0.71	2.43	0.49
14 M CARNEGIE LIBRARY OF HOMESTEAD	17,771	50	6,648	2.29	1.14	4.51	1.00
15 M CARNEGIE LIBRARY OF MCKEESPORT	54,956	65	12,557	3.09	0.00	12.29	0.54
16 M CARNEGIE LIBRARY OF PITTSBURGH	406,166	60	206,216	128.61	0.00	249.95	18.00
17 M CLAIRTON PUBLIC LIBRARY	6,796	46	2,797	0.50	1.00	2.55	0.38
18 M COMM LIB OF ALLEGHENY VALLEY	23,284	45	9,813	2.00	7.58	0.38	0.30
19 M COMM LIBRARY OF CASTLE SHANNON	8,316	53	3,517	2.51	0.00	3.15	0.00
20 M COOPER SIEGEL COMMUNITY LIBRARY	28,727	55	9,281	5.81	2.00	3.89	0.32
21 M CORAOPOLIS MEMORIAL LIBRARY	6,761	54	3,089	1.00	0.00	1.88	0.00
22 M CRAFTON PUBLIC LIBRARY	5,951	47	4,010	1.50	0.00	2.25	0.18
23 M DORMONT PUBLIC LIBRARY	8,593	64	3,304	0.00	1.00	4.80	0.00
24 M F.O.R. STO-ROX LIBRARY	12,466	32	3,306	1.00	0.00	1.00	0.10
25 M GREEN TREE PUBLIC LIBRARY	4,432	58	5,279	3.00	0.00	2.40	0.10
26 M HAMPTON COMMUNITY LIBRARY	18,363	46	4,425	2.11	0.60	2.57	0.60
27 M JEFFERSON HILLS PUBLIC LIBRARY	10,619	50	3,037	1.09	0.00	4.86	0.31
28 M MONROEVILLE PUBLIC LIBRARY	31,680	67	15,234	9.15	0.00	6.65	1.03
29 M MOON TOWNSHIP PUBLIC LIBRARY	24,185	59	13,253	4.00	0.00	4.90	0.00
30 M MOUNT LEBANON PUBLIC LIBRARY	33,137	68	21,297	8.60	0.00	15.30	1.18
31 M N VERSAILLES PUBLIC LIBRARY	10,229	45	3,118	1.00	0.00	2.00	0.00
32 M NORTHERN TIER REGIONAL LIBRARY	22,597	54	12,554	3.01	1.01	10.67	0.93
33 M NORTHLAND PUBLIC LIBRARY	81,118	69	40,242	12.43	0.00	40.43	0.31
34 M OAKMONT CARNEGIE LIBRARY	6,303	56	8,232	2.10	1.00	4.45	0.08
35 M PENN HILLS LIBRARY	42,329	68	18,910	2.00	1.00	16.70	0.85
36 M PLEASANT HILLS PUBLIC LIBRARY	8,268	55	7,620	2.49	0.00	6.29	0.51
37 M PLUM BOROUGH LIBRARY	27,126	54	7,638	1.00	0.00	5.53	1.26
38 M ROBINSON TOWNSHIP LIBRARY	21,026	54	4,482	3.45	3.25	2.53	0.30
39 M SCOTT TOWNSHIP LIBRARY	17,024	52	4,124	3.73	0.95	0.18	1.65
40 M SEWICKLEY PUBLIC LIBRARY	13,934	69	13,896	9.11	0.00	9.46	0.97
41 M SHALER NORTH HILLS LIBRARY	28,757	62	17,176	5.13	0.00	13.80	3.38
42 M SOUTH FAYETTE TWP LIBRARY	14,416	54	3,064	2.00	2.00	3.23	0.58
43 M SOUTH PARK TOWNSHIP LIBRARY	13,416	45	6,327	2.00	1.00	2.80	0.38

2014 PENNSYLVANIA PUBLIC LIBRARY STATISTICS
 ANALYSIS OF REVENUE, EXPENDITURES AND SERVICES OF STATE AIDED LIBRARIES
 PART I COLLECTION

LIBRARIES BY COUNTY	CATL ITEMS EOY	ITEMS/ CAPITA	PERIOD- ICAL PRINT TITLES	PERIOD- ICAL eTITLES	TOTAL CIRC	CIRC/ CAPITA	TURN- OVER	INTER LOAN LENT	INTER LOAN BORROW	WEB ACCESS PCs
1 H ADAMS COUNTY LIBRARY SYSTEM	151,416	1.65	141	0	593,090	6.48	3.92	8,581	18,355	45
2 M EAST BERLIN COMMUNITY LIBRARY	22,380	2.28	35	0	96,760	9.84	4.32	13,808	7,364	7
<i>Totals - Adams County</i>	173,796	1.71	176	0	689,850	6.80	3.97	22,389	25,719	52
3 H ALLEGHENY COUNTY LIBRARY ASSOC	37,247	0.00	15	0	74,065	0.00	1.99	15,641	27,496	0
4 M ANDREW BAYNE MEM LIBRARY	21,863	2.61	31	0	60,155	7.19	2.75	17,672	22,952	8
5 M ANDREW CARNEGIE FREE LIBRARY	23,822	2.99	34	0	57,644	7.23	2.42	15,576	20,683	14
6 M AVALON PUBLIC LIBRARY	20,138	4.28	42	0	45,736	9.72	2.27	13,435	20,067	10
7 M BALDWIN BOROUGH PUBLIC LIBRARY	26,339	1.33	57	0	50,126	2.54	1.90	27,317	11,394	8
8 M BETHEL PARK PUBLIC LIBRARY	101,432	3.14	108	0	300,246	9.29	2.96	53,415	76,481	28
9 M BRADDOCK CARNEGIE LIBRARY	32,124	2.14	48	0	27,689	1.85	0.86	12,066	9,791	13
10 M BRENTWOOD LIBRARY	58,345	6.05	65	0	105,122	10.90	1.80	34,034	28,205	17
11 M BRIDGEVILLE PUBLIC LIBRARY	21,592	4.19	63	0	65,325	12.69	3.03	15,834	19,630	16
12 M C C MELLOR MEMORIAL LIBRARY	43,307	2.07	53	0	111,492	5.34	2.57	18,467	40,546	16
13 M CARNEGIE FR LIB OF SWISSVALE	23,579	2.12	54	0	58,386	5.26	2.48	13,696	23,490	7
14 M CARNEGIE LIBRARY OF HOMESTEAD	33,753	1.90	54	0	65,015	3.66	1.93	14,222	24,856	30
15 M CARNEGIE LIBRARY OF MCKEESPORT	109,292	1.99	125	3	143,547	2.61	1.31	54,369	40,043	46
16 M CARNEGIE LIBRARY OF PITTSBURGH	2,437,958	6.00	1,239	437	3,902,583	9.61	1.60	432,561	442,413	568
17 M CLAIRTON PUBLIC LIBRARY	29,985	4.41	78	0	16,430	2.42	0.55	7,120	6,260	8
18 M COMM LIB OF ALLEGHENY VALLEY	74,657	3.21	88	0	135,314	5.81	1.81	32,687	41,925	25
19 M COMM LIBRARY OF CASTLE SHANNON	40,178	4.83	35	0	51,841	6.23	1.29	35,934	13,970	13
20 M COOPER SIEGEL COMMUNITY LIBRARY	82,947	2.89	138	0	245,895	8.56	2.96	36,297	53,543	30
21 M CORAOPOLIS MEMORIAL LIBRARY	31,959	4.73	42	0	43,293	6.40	1.35	28,414	13,951	16
22 M CRAFTON PUBLIC LIBRARY	27,324	4.59	78	0	62,310	10.47	2.28	13,492	24,493	10
23 M DORMONT PUBLIC LIBRARY	35,286	4.11	46	0	70,605	8.22	2.00	19,766	24,343	15
24 M F.O.R. STO-ROX LIBRARY	11,491	0.92	43	0	22,835	1.83	1.99	4,308	7,186	14
25 M GREEN TREE PUBLIC LIBRARY	30,004	6.77	83	0	83,861	18.92	2.79	22,532	24,226	17
26 M HAMPTON COMMUNITY LIBRARY	30,521	1.66	55	0	105,378	5.74	3.45	19,895	21,187	6
27 M JEFFERSON HILLS PUBLIC LIBRARY	42,465	4.00	65	0	61,793	5.82	1.46	20,955	17,904	9
28 M MONROEVILLE PUBLIC LIBRARY	122,969	3.88	132	0	230,176	7.27	1.87	65,895	31,061	23
29 M MOON TOWNSHIP PUBLIC LIBRARY	53,448	2.21	94	0	222,736	9.21	4.17	37,721	44,271	16
30 M MOUNT LEBANON PUBLIC LIBRARY	154,648	4.67	272	2	561,796	16.95	3.63	100,756	78,552	48
31 M N VERSAILLES PUBLIC LIBRARY	20,508	2.00	19	0	36,508	3.57	1.78	12,662	12,106	4
32 M NORTHERN TIER REGIONAL LIBRARY	75,394	3.34	69	0	245,303	10.86	3.25	54,130	51,231	20
33 M NORTHLAND PUBLIC LIBRARY	197,734	2.44	223	0	955,408	11.78	4.83	112,043	139,736	41
34 M OAKMONT CARNEGIE LIBRARY	39,934	6.34	66	0	94,790	15.04	2.37	18,255	27,993	18
35 M PENN HILLS LIBRARY	129,427	3.06	262	0	226,085	5.34	1.75	71,569	44,453	58
36 M PLEASANT HILLS PUBLIC LIBRARY	59,711	7.22	106	0	119,108	14.41	1.99	31,120	34,286	10
37 M PLUM BOROUGH LIBRARY	43,400	1.60	75	0	124,944	4.61	2.88	17,584	38,382	11
38 M ROBINSON TOWNSHIP LIBRARY	23,940	1.14	48	0	100,010	4.76	4.18	20,568	26,937	8
39 M SCOTT TOWNSHIP LIBRARY	28,187	1.66	57	0	79,063	4.64	2.80	22,444	25,215	11
40 M SEWICKLEY PUBLIC LIBRARY	88,666	6.36	222	0	330,189	23.70	3.72	66,332	54,084	33
41 M SHALER NORTH HILLS LIBRARY	137,226	4.77	161	0	443,265	15.41	3.23	63,227	71,510	22
42 M SOUTH FAYETTE TWP LIBRARY	22,818	1.58	58	0	108,617	7.53	4.76	14,836	22,237	12
43 M SOUTH PARK TOWNSHIP LIBRARY	57,326	4.27	64	0	118,753	8.85	2.07	74,433	17,645	13

2014 PENNSYLVANIA PUBLIC LIBRARY STATISTICS
 ANALYSIS OF REVENUE, EXPENDITURES AND SERVICES OF STATE AIDED LIBRARIES
 PART I REVENUE

LIBRARIES BY COUNTY	POPULA- TION SERVED	TOTAL LOCAL GOV REVENUE	STATE REVENUE	FEDERAL REVENUE	OTHER REVENUE	TOTAL REVENUE	SCHOOL BOARD REVENUE	EMPLOY- MENT PROGRAMS
1 H ADAMS COUNTY LIBRARY SYSTEM	91,576	999,393	555,444	0	391,398	1,946,235	1,000	0
2 M EAST BERLIN COMMUNITY LIBRARY	9,831	112,350	26,230	0	30,941	169,521	600	0
<i>Totals - Adams County</i>	101,407	1,111,743	581,674	0	422,339	2,115,756	1,600	0
3 H ALLEGHENY COUNTY LIBRARY ASSOC	0	509,531	400,266	27,127	546,789	1,483,713	10,815	0
4 M ANDREW BAYNE MEM LIBRARY	8,370	167,471	31,713	0	18,069	217,253	0	0
5 M ANDREW CARNEGIE FREE LIBRARY	7,972	100,070	31,965	0	55,708	187,743	0	0
6 M AVALON PUBLIC LIBRARY	4,705	129,986	11,366	0	18,375	159,727	0	0
7 M BALDWIN BOROUGH PUBLIC LIBRARY	19,767	264,755	69,410	1,938	30,135	366,238	0	0
8 M BETHEL PARK PUBLIC LIBRARY	32,313	796,278	122,436	2,898	84,269	1,005,881	0	0
9 M BRADDOCK CARNEGIE LIBRARY	14,987	115,545	57,554	0	40,611	213,710	11,000	0
10 M BRENTWOOD LIBRARY	9,643	266,910	39,243	2,898	36,428	345,479	0	0
11 M BRIDGEVILLE PUBLIC LIBRARY	5,148	94,849	21,075	0	441,212	557,136	0	0
12 M C C MELLOR MEMORIAL LIBRARY	20,884	174,102	76,755	0	83,439	334,296	11,000	0
13 M CARNEGIE FR LIB OF SWISSVALE	11,105	109,544	46,255	1,938	12,462	170,199	35,936	0
14 M CARNEGIE LIBRARY OF HOMESTEAD	17,771	103,728	66,904	0	48,851	219,483	0	0
15 M CARNEGIE LIBRARY OF MCKEESPORT	54,956	379,483	251,428	0	160,663	791,574	40,000	0
16 M CARNEGIE LIBRARY OF PITTSBURGH	406,166	23,866,033	5,487,779	90,918	3,677,144	33,121,874	1,600	0
17 M CLAIRTON PUBLIC LIBRARY	6,796	117,440	30,702	1,938	11,662	161,742	10,000	0
18 M COMM LIB OF ALLEGHENY VALLEY	23,284	158,126	100,442	0	99,173	357,741	5,000	0
19 M COMM LIBRARY OF CASTLE SHANNON	8,316	224,368	32,670	0	11,798	268,836	0	0
20 M COOPER SIEGEL COMMUNITY LIBRARY	28,727	584,472	109,056	1,938	703,839	1,399,305	0	0
21 M CORAOPOLIS MEMORIAL LIBRARY	6,761	157,799	27,709	0	15,698	201,206	0	0
22 M CRAFTON PUBLIC LIBRARY	5,951	128,805	23,994	1,084	24,308	178,191	0	0
23 M DORMONT PUBLIC LIBRARY	8,593	162,046	35,110	0	66,028	263,184	0	0
24 M F.O.R. STO-ROX LIBRARY	12,466	89,747	26,117	0	5,618	121,482	0	0
25 M GREEN TREE PUBLIC LIBRARY	4,432	251,507	18,775	0	40,418	310,700	0	0
26 M HAMPTON COMMUNITY LIBRARY	18,363	184,729	34,871	0	61,017	280,617	0	0
27 M JEFFERSON HILLS PUBLIC LIBRARY	10,619	230,768	35,934	1,938	43,103	311,743	0	0
28 M MONROEVILLE PUBLIC LIBRARY	31,680	1,121,727	126,039	0	0	1,247,766	0	0
29 M MOON TOWNSHIP PUBLIC LIBRARY	24,185	345,178	76,734	0	81,936	503,848	0	0
30 M MOUNT LEBANON PUBLIC LIBRARY	33,137	1,739,297	121,297	0	372,342	2,232,936	0	0
31 M N VERSAILLES PUBLIC LIBRARY	10,229	93,171	22,009	0	1,171	116,351	0	0
32 M NORTHERN TIER REGIONAL LIBRARY	22,597	623,743	66,257	0	60,627	750,627	0	0
33 M NORTHLAND PUBLIC LIBRARY	81,118	2,014,987	291,949	0	238,341	2,545,277	0	0
34 M OAKMONT CARNEGIE LIBRARY	6,303	328,260	26,514	1,345	80,177	436,296	5,000	0
35 M PENN HILLS LIBRARY	42,329	771,622	163,538	0	26,888	962,048	0	0
36 M PLEASANT HILLS PUBLIC LIBRARY	8,268	247,371	32,159	0	59,037	338,567	0	0
37 M PLUM BOROUGH LIBRARY	27,126	189,605	51,968	0	45,613	287,186	0	0
38 M ROBINSON TOWNSHIP LIBRARY	21,026	282,805	73,614	0	13,139	369,558	0	0
39 M SCOTT TOWNSHIP LIBRARY	17,024	189,233	33,804	1,938	31,723	256,698	0	0
40 M SEWICKLEY PUBLIC LIBRARY	13,934	706,548	50,518	0	244,053	1,001,119	497,000	0
41 M SHALER NORTH HILLS LIBRARY	28,757	805,089	108,876	0	155,782	1,069,747	0	0
42 M SOUTH FAYETTE TWP LIBRARY	14,416	172,935	25,866	0	71,321	270,122	0	0
43 M SOUTH PARK TOWNSHIP LIBRARY	13,416	467,627	53,189	1,938	39,254	562,008	0	0

2014 PENNSYLVANIA PUBLIC LIBRARY STATISTICS
 ANALYSIS OF REVENUE, EXPENDITURES AND SERVICES OF STATE AIDED LIBRARIES
 PART I EXPENDITURES

LIBRARIES BY COUNTY	SALARIES WAGES & BENEFITS	TOTAL LIBRARY MATERIALS	OTHER OPERATING TOTAL	TOTAL OPERATING EXPEND	TOT CAP EXP	OPR/ CAP	LOCAL OPERATING EXPEND	STATE OPERATING EXPEND	TOTAL FEDERAL EXPEND
1 H ADAMS COUNTY LIBRARY SYSTEM	1,295,314	358,331	565,814	2,219,459	0	24.236	1,664,015	555,444	0
2 M EAST BERLIN COMMUNITY LIBRARY	119,252	25,777	58,847	203,876	0	20.738	177,646	26,230	0
<i>Totals - Adams County</i>	1,414,566	384,108	624,661	2,423,335	0	23.897	1,841,661	581,674	0
3 H ALLEGHENY COUNTY LIBRARY ASSOC	685,394	34,871	587,782	1,308,047	0	0.000	880,654	400,266	27,127
4 M ANDREW BAYNE MEM LIBRARY	136,165	19,336	41,793	197,294	0	23.572	165,581	31,713	0
5 M ANDREW CARNEGIE FREE LIBRARY	101,752	23,568	75,488	200,808	0	25.189	168,843	31,965	0
6 M AVALON PUBLIC LIBRARY	94,300	13,268	44,080	151,648	0	32.231	139,562	12,086	0
7 M BALDWIN BOROUGH PUBLIC LIBRARY	228,266	54,936	69,024	352,226	0	17.819	280,878	69,410	1,938
8 M BETHEL PARK PUBLIC LIBRARY	714,074	149,028	124,900	988,002	0	30.576	862,668	122,436	2,898
9 M BRADDOCK CARNEGIE LIBRARY	172,745	29,564	67,796	270,105	0	18.023	212,551	57,554	0
10 M BRENTWOOD LIBRARY	235,508	44,738	71,662	351,908	0	36.494	309,767	39,243	2,898
11 M BRIDGEVILLE PUBLIC LIBRARY	92,889	24,429	187,991	305,309	0	59.306	284,234	21,075	0
12 M C C MELLOR MEMORIAL LIBRARY	201,901	26,488	102,311	330,700	0	15.835	253,945	76,755	0
13 M CARNEGIE FR LIB OF SWISSVALE	139,596	7,922	22,681	170,199	0	15.326	122,006	46,255	1,938
14 M CARNEGIE LIBRARY OF HOMESTEAD	141,064	27,965	190,132	359,161	0	20.211	292,257	66,904	0
15 M CARNEGIE LIBRARY OF MCKEESPORT	434,967	96,429	223,955	755,351	0	13.745	503,923	251,428	0
16 M CARNEGIE LIBRARY OF PITTSBURGH	18,933,062	4,439,907	7,415,591	30,788,560	3,305,384	75.803	25,245,169	5,434,991	108,400
17 M CLAIRTON PUBLIC LIBRARY	100,902	13,973	35,998	150,873	0	22.200	118,233	30,702	1,938
18 M COMM LIB OF ALLEGHENY VALLEY	308,102	58,830	107,462	474,394	0	20.374	373,952	100,442	0
19 M COMM LIBRARY OF CASTLE SHANNON	180,904	47,877	61,084	289,865	0	34.856	257,195	32,670	0
20 M COOPER SIEGEL COMMUNITY LIBRARY	597,133	111,303	303,593	1,012,029	245,378	35.229	896,035	109,056	6,938
21 M CORAOPOLIS MEMORIAL LIBRARY	80,707	49,557	59,282	189,546	0	28.035	161,837	27,709	0
22 M CRAFTON PUBLIC LIBRARY	118,223	24,366	34,430	177,019	0	29.746	151,941	23,994	1,084
23 M DORMONT PUBLIC LIBRARY	167,314	32,254	86,142	285,710	0	33.249	250,600	35,110	0
24 M F.O.R. STO-ROX LIBRARY	83,122	15,986	19,602	118,710	0	9.523	92,593	26,117	0
25 M GREEN TREE PUBLIC LIBRARY	218,883	38,441	45,650	302,974	0	68.361	284,199	18,775	0
26 M HAMPTON COMMUNITY LIBRARY	120,983	34,286	116,710	271,979	0	14.811	237,108	34,871	0
27 M JEFFERSON HILLS PUBLIC LIBRARY	212,494	45,808	26,235	284,537	0	26.795	246,665	35,934	1,938
28 M MONROEVILLE PUBLIC LIBRARY	893,974	184,253	202,336	1,280,563	0	40.422	1,154,524	126,039	0
29 M MOON TOWNSHIP PUBLIC LIBRARY	257,828	113,218	80,142	451,188	0	18.656	374,454	76,734	0
30 M MOUNT LEBANON PUBLIC LIBRARY	1,235,471	537,743	438,337	2,211,551	0	66.740	2,090,254	121,297	0
31 M N VERSAILLES PUBLIC LIBRARY	75,809	19,244	41,039	136,092	0	13.305	114,083	22,009	0
32 M NORTHERN TIER REGIONAL LIBRARY	410,190	103,436	159,872	673,498	0	29.805	607,241	66,257	0
33 M NORTHLAND PUBLIC LIBRARY	1,805,395	305,230	432,409	2,543,034	0	31.350	2,251,085	291,949	0
34 M OAKMONT CARNEGIE LIBRARY	242,011	33,979	203,721	479,711	0	76.108	451,852	26,514	1,345
35 M PENN HILLS LIBRARY	631,822	144,936	163,922	940,680	0	22.223	777,142	163,538	0
36 M PLEASANT HILLS PUBLIC LIBRARY	234,133	51,678	53,558	339,369	0	41.046	307,210	32,159	0
37 M PLUM BOROUGH LIBRARY	163,440	40,878	80,562	284,880	0	10.502	232,912	51,968	0
38 M ROBINSON TOWNSHIP LIBRARY	194,600	56,038	49,275	299,913	0	14.264	226,299	73,614	0
39 M SCOTT TOWNSHIP LIBRARY	163,115	30,663	42,732	236,510	0	13.893	202,604	33,804	102
40 M SEWICKLEY PUBLIC LIBRARY	669,207	126,276	222,366	1,017,849	0	73.048	967,331	50,518	0
41 M SHALER NORTH HILLS LIBRARY	626,009	158,794	278,210	1,063,013	0	36.965	954,137	108,876	0
42 M SOUTH FAYETTE TWP LIBRARY	154,202	33,218	52,861	240,281	0	16.668	214,415	25,866	0
43 M SOUTH PARK TOWNSHIP LIBRARY	325,308	123,345	117,162	565,815	0	42.175	510,688	53,189	1,938

2014 PENNSYLVANIA PUBLIC LIBRARY STATISTICS
 ANALYSIS OF REVENUE, EXPENDITURES AND SERVICES OF STATE AIDED LIBRARIES
 PART I HOURS & STAFF

LIBRARIES BY COUNTY	POPULA- TION SERVED	HOURS OPEN WEEKLY	TOTAL REGIS- TRATION	PROFES- SIONAL STAFF	LIBRARIAN STAFF	OTHER PAID STAFF	VOLUN- TEER STAFF
44 M SPRINGDALE FREE PUBLIC LIBRARY	9,708	45	2,958	0.00	1.14	3.14	0.43
45 M UPPER ST CLAIR TWNSHP LIBRARY	19,229	65	12,172	8.55	0.00	10.60	1.20
46 M WESTERN ALLEGHENY COMM LIBRARY	20,453	62	8,291	3.83	0.43	3.86	0.00
47 M WHITEHALL PUBLIC LIBRARY	13,944	64	8,608	4.31	0.00	6.20	0.34
48 M WILKINSBURG PUBLIC LIBRARY	15,930	50	6,342	3.00	0.00	7.68	0.00
<i>Totals - Allegheny County</i>	1,222,904		571,700	272.82	34.08	517.70	41.08
49 APOLLO MEMORIAL LIBRARY	2,944	45	1,260	1.14	0.00	0.91	1.00
50 FORD CITY PUBLIC LIBRARY	2,991	45	1,953	0.00	1.00	1.31	0.71
51 KITTANNING FREE LIBRARY	5,529	45	3,308	0.00	1.00	2.37	1.29
52 W W F COMMUNITY LIBRARY	2,492	26	590	0.74	0.00	0.29	0.03
<i>Totals - Armstrong County</i>	13,956		7,111	1.89	2.00	4.89	3.03
53 H BEAVER CO LIBRARY SYSTEM	70,975	30	4,314	3.00	1.49	1.91	0.00
54 M B F JONES MEMORIAL LIBRARY	27,598	56	8,458	2.00	0.40	5.45	0.20
55 M BADEN MEMORIAL LIBRARY	4,135	41	2,459	1.00	0.00	2.17	0.00
56 M BEAVER AREA MEMORIAL LIBRARY	18,316	57	7,969	1.92	0.00	5.17	3.20
57 M CARNEGIE FREE LIBRARY - BEAVER FALLS	17,491	42	7,143	1.94	0.00	2.83	0.37
58 M CARNEGIE FREE LIBRARY-MIDLAND	4,684	35	2,339	0.00	0.80	1.26	0.29
59 M LAUGHLIN MEMORIAL FREE LIBRARY	10,722	49	5,809	1.05	0.00	3.74	0.00
60 M MONACA PUBLIC LIBRARY	5,737	35	2,642	0.00	0.80	1.60	0.37
61 M NEW BRIGHTON PUBLIC LIBRARY	6,025	37	2,697	0.00	0.91	1.26	0.17
62 M ROCHESTER PUBLIC LIBRARY	4,224	35	2,465	0.57	0.00	1.80	0.43
<i>Totals - Beaver County</i>	169,907		46,295	11.49	4.40	27.19	5.03
63 H BEDFORD CO FED LIB SYSTEM	0	55	0	1.00	0.00	1.14	0.00
64 M BEDFORD COUNTY LIBRARY	29,455	55	5,652	1.00	0.00	3.00	0.69
65 M EVERETT FREE LIBRARY	13,359	45	11,023	0.22	1.00	3.17	0.47
66 M HYNDMAN-LONDONDERRY PUB LIB	2,766	32	647	0.00	0.57	0.23	0.43
67 M SAXTON COMMUNITY LIBRARY	4,182	35	4,213	0.00	1.00	0.91	0.00
<i>Totals - Bedford County</i>	49,762		21,535	2.22	2.57	8.45	1.59
68 H BERKS CO PUB LIBRARIES	39,986	40	1,248	4.29	1.14	8.86	0.00
69 M BERNVILLE AREA COMMUNITY LIB	4,881	39	1,719	0.00	1.43	0.80	0.09
70 M BETHEL TULPEHOCKEN PUB LIB	7,386	47	2,256	0.00	0.86	2.69	0.00
71 M BOONE AREA LIBRARY	21,249	45	3,226	1.11	0.00	3.54	0.40
72 M BOYERTOWN COMMUNITY LIBRARY	15,634	51	7,312	1.14	0.00	6.83	0.40
73 M BRANDYWINE COMMUNITY LIBRARY	12,863	47	2,452	1.00	0.00	1.94	0.29
74 M EXETER COMMUNITY LIBRARY	27,359	45	9,998	1.00	1.00	6.15	1.00
75 M FLEETWOOD AREA PUBLIC LIBRARY	16,608	50	2,894	0.86	0.00	1.37	0.34
76 M HAMBURG PUBLIC LIBRARY	15,891	47	2,754	1.00	1.00	0.50	0.33
77 M KUTZTOWN COMMUNITY LIBRARY	17,121	53	3,635	1.00	0.55	2.45	0.65
78 M MIFFLIN COMMUNITY LIBRARY	26,340	52	6,383	1.51	0.00	3.49	1.34
79 M MUHLENBURG COMMUNITY LIBRARY	27,290	49	4,590	2.00	0.00	2.93	0.30
80 M READING PUBLIC LIBRARY	88,082	50	21,899	11.01	0.00	23.87	0.75

2014 PENNSYLVANIA PUBLIC LIBRARY STATISTICS
 ANALYSIS OF REVENUE, EXPENDITURES AND SERVICES OF STATE AIDED LIBRARIES
 PART I COLLECTION

LIBRARIES BY COUNTY	CATL ITEMS EOY	ITEMS/ CAPITA	PERIOD- ICAL PRINT TITLES	PERIOD- ICAL eTITLES	TOTAL CIRC	CIRC/ CAPITA	TURN- OVER	INTER LOAN LENT	INTER LOAN BORROW	WEB ACCESS PCs
44 M SPRINGDALE FREE PUBLIC LIBRARY	30,467	3.14	52	0	39,188	4.04	1.29	11,648	15,959	9
45 M UPPER ST CLAIR TOWNSHIP LIBRARY	75,811	3.94	114	0	355,780	18.50	4.69	52,901	54,279	12
46 M WESTERN ALLEGHENY COMM LIBRARY	46,500	2.27	53	0	116,222	5.68	2.50	21,760	26,788	17
47 M WHITEHALL PUBLIC LIBRARY	58,455	4.19	120	27	168,542	12.09	2.88	48,772	44,429	18
48 M WILKINSBURG PUBLIC LIBRARY	59,344	3.73	47	0	107,286	6.73	1.81	54,084	24,344	24
<i>Totals - Allegheny County</i>	4,953,521	4.05	5,053	469	10,750,455	8.79	2.17	1,952,445	1,942,533	1,372
49 APOLLO MEMORIAL LIBRARY	27,483	9.34	39	6	14,297	4.86	0.52	99	355	5
50 FORD CITY PUBLIC LIBRARY	18,847	6.30	30	0	16,815	5.62	0.89	23	201	6
51 KITTANNING FREE LIBRARY	33,123	5.99	37	3	26,197	4.74	0.79	210	687	7
52 W W F COMMUNITY LIBRARY	14,201	5.70	18	0	3,286	1.32	0.23	55	109	4
<i>Totals - Armstrong County</i>	93,654	6.71	124	9	60,595	4.34	0.65	387	1,352	22
53 H BEAVER CO LIBRARY SYSTEM	24,474	0.34	48	26	47,195	0.66	1.93	2,112	6,017	12
54 M B F JONES MEMORIAL LIBRARY	100,427	3.64	147	26	72,419	2.62	0.72	4,678	984	17
55 M BADEN MEMORIAL LIBRARY	15,492	3.75	12	26	12,888	3.12	0.83	1,234	1,324	6
56 M BEAVER AREA MEMORIAL LIBRARY	72,945	3.98	69	26	180,583	9.86	2.48	5,540	6,080	12
57 M CARNEGIE FREE LIBRARY - BEAVER FALLS	46,785	2.67	56	26	55,908	3.20	1.19	3,746	1,849	16
58 M CARNEGIE FREE LIBRARY-MIDLAND	18,574	3.97	24	26	19,398	4.14	1.04	1,575	1,537	11
59 M LAUGHLIN MEMORIAL FREE LIBRARY	26,034	2.43	39	26	22,103	2.06	0.85	2,236	1,598	14
60 M MONACA PUBLIC LIBRARY	14,880	2.59	25	25	14,397	2.51	0.97	1,237	1,533	11
61 M NEW BRIGHTON PUBLIC LIBRARY	14,275	2.37	25	26	19,257	3.20	1.35	1,728	1,697	5
62 M ROCHESTER PUBLIC LIBRARY	19,068	4.51	50	26	9,897	2.34	0.52	1,547	676	21
<i>Totals - Beaver County</i>	352,954	2.08	495	259	454,045	2.67	1.29	25,633	23,295	125
63 H BEDFORD CO FED LIB SYSTEM	2,208	0.00	0	0	8,557	0.00	3.88	0	0	0
64 M BEDFORD COUNTY LIBRARY	28,616	0.97	55	0	50,964	1.73	1.78	1,791	945	6
65 M EVERETT FREE LIBRARY	32,246	2.41	15	17	24,963	1.87	0.77	57	248	12
66 M HYNDMAN-LONDONDERRY PUB LIB	13,313	4.81	10	0	2,958	1.07	0.22	8	75	9
67 M SAXTON COMMUNITY LIBRARY	20,775	4.97	23	0	11,334	2.71	0.55	35	209	6
<i>Totals - Bedford County</i>	97,158	1.95	103	17	98,776	1.98	1.02	1,891	1,477	33
68 H BERKS CO PUB LIBRARIES	28,515	0.71	26	109	9,419	0.24	0.33	5,863	699	0
69 M BERNVILLE AREA COMMUNITY LIB	20,912	4.28	89	0	43,844	8.98	2.10	12,180	9,571	9
70 M BETHEL TULPEHOCKEN PUB LIB	23,733	3.21	76	0	112,019	15.17	4.72	9,946	17,895	7
71 M BOONE AREA LIBRARY	27,122	1.28	57	0	79,418	3.74	2.93	14,480	16,852	25
72 M BOYERTOWN COMMUNITY LIBRARY	39,944	2.55	80	0	150,930	9.65	3.78	14,572	33,524	16
73 M BRANDYWINE COMMUNITY LIBRARY	33,317	2.59	81	0	75,361	5.86	2.26	12,728	14,415	9
74 M EXETER COMMUNITY LIBRARY	51,602	1.89	27	0	266,230	9.73	5.16	23,944	47,444	27
75 M FLEETWOOD AREA PUBLIC LIBRARY	25,291	1.52	39	0	59,676	3.59	2.36	8,931	16,307	9
76 M HAMBURG PUBLIC LIBRARY	17,938	1.13	63	0	66,230	4.17	3.69	12,274	12,222	13
77 M KUTZTOWN COMMUNITY LIBRARY	28,595	1.67	32	0	108,561	6.34	3.80	15,251	20,095	17
78 M MIFFLIN COMMUNITY LIBRARY	32,456	1.23	62	0	118,856	4.51	3.66	13,769	24,356	23
79 M MUHLENBURG COMMUNITY LIBRARY	33,588	1.23	74	0	89,773	3.29	2.67	12,770	19,642	22
80 M READING PUBLIC LIBRARY	316,776	3.60	204	2	452,710	5.14	1.43	62,326	2,511	64

2014 PENNSYLVANIA PUBLIC LIBRARY STATISTICS
 ANALYSIS OF REVENUE, EXPENDITURES AND SERVICES OF STATE AIDED LIBRARIES
 PART I REVENUE

LIBRARIES BY COUNTY	POPULA- TION SERVED	TOTAL LOCAL GOV REVENUE	STATE REVENUE	FEDERAL REVENUE	OTHER REVENUE	TOTAL REVENUE	SCHOOL BOARD REVENUE	EMPLOY- MENT PROGRAMS
44 M SPRINGDALE FREE PUBLIC LIBRARY	9,708	70,468	21,257	1,357	43,023	136,105	5,000	0
45 M UPPER ST CLAIR TOWNSHIP LIBRARY	19,229	923,895	73,878	0	50,358	1,048,131	0	0
46 M WESTERN ALLEGHENY COMM LIBRARY	20,453	343,399	56,314	0	81,221	480,934	0	0
47 M WHITEHALL PUBLIC LIBRARY	13,944	496,115	53,807	0	75,347	625,269	0	0
48 M WILKINSBURG PUBLIC LIBRARY	15,930	558,031	69,686	0	19,300	647,017	0	0
<i>Totals - Allegheny County</i>	1,222,904	41,859,198	8,788,802	141,193	8,127,470	58,916,663	632,351	0
49 APOLLO MEMORIAL LIBRARY	2,944	23,880	13,192	7,216	32,437	76,725	0	0
50 FORD CITY PUBLIC LIBRARY	2,991	29,680	13,794	3,907	44,607	91,988	0	3,907
51 KITTANNING FREE LIBRARY	5,529	20,524	21,962	8,785	93,533	144,804	0	9,054
52 W W F COMMUNITY LIBRARY	2,492	5,853	6,871	4,344	25,207	42,275	0	0
<i>Totals - Armstrong County</i>	13,956	79,937	55,819	24,252	195,784	355,792	0	12,961
53 H BEAVER CO LIBRARY SYSTEM	70,975	578,588	256,431	0	14,178	849,197	0	0
54 M B F JONES MEMORIAL LIBRARY	27,598	53,415	242,466	27,434	153,405	476,720	0	2,162
55 M BADEN MEMORIAL LIBRARY	4,135	28,350	18,077	0	14,375	60,802	6,250	0
56 M BEAVER AREA MEMORIAL LIBRARY	18,316	72,321	63,567	9,237	247,942	393,067	30,000	9,237
57 M CARNEGIE FREE LIBRARY - BEAVER FALLS	17,491	59,970	61,693	50,203	35,532	207,398	40,000	2,685
58 M CARNEGIE FREE LIBRARY-MIDLAND	4,684	19,162	20,262	0	20,805	60,229	10,000	0
59 M LAUGHLIN MEMORIAL FREE LIBRARY	10,722	32,072	41,371	4,577	234,996	313,016	7,250	4,577
60 M MONACA PUBLIC LIBRARY	5,737	20,856	18,976	0	18,808	58,640	0	0
61 M NEW BRIGHTON PUBLIC LIBRARY	6,025	41,146	23,851	0	24,956	89,953	15,000	0
62 M ROCHESTER PUBLIC LIBRARY	4,224	30,329	19,514	466	26,352	76,661	5,500	466
<i>Totals - Beaver County</i>	169,907	936,209	766,208	91,917	791,349	2,585,683	114,000	19,127
63 H BEDFORD CO FED LIB SYSTEM	0	8,693	50,216	0	865	59,774	0	0
64 M BEDFORD COUNTY LIBRARY	29,455	86,105	92,221	0	46,950	225,276	0	0
65 M EVERETT FREE LIBRARY	13,359	44,569	42,331	15,813	50,013	152,726	0	12,984
66 M HYNDMAN-LONDONDERRY PUB LIB	2,766	13,203	8,660	0	21,023	42,886	0	0
67 M SAXTON COMMUNITY LIBRARY	4,182	14,253	13,094	0	46,734	74,081	0	0
<i>Totals - Bedford County</i>	49,762	166,823	206,522	15,813	165,585	554,743	0	12,984
68 H BERKS CO PUB LIBRARIES	39,986	927,947	251,272	0	5	1,179,224	0	0
69 M BERNVILLE AREA COMMUNITY LIB	4,881	64,973	6,525	0	21,847	93,345	0	0
70 M BETHEL TULPEHOCKEN PUB LIB	7,386	73,573	29,182	0	67,992	170,747	0	0
71 M BOONE AREA LIBRARY	21,249	101,073	41,210	8,705	50,356	201,344	0	0
72 M BOYERTOWN COMMUNITY LIBRARY	15,634	74,128	42,216	0	207,648	323,992	0	0
73 M BRANDYWINE COMMUNITY LIBRARY	12,863	86,081	22,388	0	41,812	150,281	0	0
74 M EXETER COMMUNITY LIBRARY	27,359	310,993	117,756	9,823	105,979	544,551	0	9,823
75 M FLEETWOOD AREA PUBLIC LIBRARY	16,608	95,677	15,663	0	287,423	398,763	0	0
76 M HAMBURG PUBLIC LIBRARY	15,891	97,889	19,484	0	63,715	181,088	5,000	0
77 M KUTZTOWN COMMUNITY LIBRARY	17,121	110,332	36,557	0	69,972	216,861	0	0
78 M MIFFLIN COMMUNITY LIBRARY	26,340	129,730	57,201	5,177	45,564	237,672	0	5,177
79 M MUHLENBURG COMMUNITY LIBRARY	27,290	119,473	49,526	0	78,646	247,645	0	0
80 M READING PUBLIC LIBRARY	88,082	1,177,987	726,646	0	182,992	2,087,625	0	0

2014 PENNSYLVANIA PUBLIC LIBRARY STATISTICS
ANALYSIS OF REVENUE, EXPENDITURES AND SERVICES OF STATE AIDED LIBRARIES
PART I EXPENDITURES

LIBRARIES BY COUNTY	SALARIES WAGES & BENEFITS	TOTAL LIBRARY MATERIALS	OTHER OPERATING TOTAL	TOTAL OPERATING EXPEND	TOT CAP EXP	OPR/ CAP	LOCAL OPERATING EXPEND	STATE OPERATING EXPEND	TOTAL FEDERAL EXPEND
44 M SPRINGDALE FREE PUBLIC LIBRARY	88,034	17,240	38,882	144,156	0	14.849	121,542	21,257	1,357
45 M UPPER ST CLAIR TWNSHP LIBRARY	844,648	122,740	80,743	1,048,131	0	54.508	974,253	73,878	0
46 M WESTERN ALLEGHENY COMM LIBRARY	251,323	55,240	140,189	446,752	37,318	21.843	387,390	56,314	3,048
47 M WHITEHALL PUBLIC LIBRARY	437,902	101,757	75,837	615,496	0	44.141	561,689	53,807	0
48 M WILKINSBURG PUBLIC LIBRARY	465,516	84,141	73,742	623,399	0	39.134	553,713	69,686	0
<i>Totals - Allegheny County</i>	34,670,387	7,909,177	13,149,271	55,728,835	3,588,080	45.571	46,827,214	8,736,734	164,887
49 APOLLO MEMORIAL LIBRARY	34,730	15,822	29,900	80,452	0	27.327	60,044	13,192	7,216
50 FORD CITY PUBLIC LIBRARY	67,624	14,735	41,938	124,297	0	41.557	106,596	13,794	3,907
51 KITTANNING FREE LIBRARY	81,799	15,598	28,357	125,754	0	22.744	95,007	21,962	8,785
52 W W F COMMUNITY LIBRARY	18,969	3,846	21,072	43,887	0	17.611	32,672	6,871	4,344
<i>Totals - Armstrong County</i>	203,122	50,001	121,267	374,390	0	26.826	294,319	55,819	24,252
53 H BEAVER CO LIBRARY SYSTEM	576,877	79,322	192,998	849,197	0	11.965	592,766	256,431	0
54 M B F JONES MEMORIAL LIBRARY	275,928	90,162	161,828	527,918	0	19.129	258,018	242,466	27,434
55 M BADEN MEMORIAL LIBRARY	40,087	7,268	15,950	63,305	0	15.310	45,228	18,077	0
56 M BEAVER AREA MEMORIAL LIBRARY	259,519	73,334	84,882	417,735	0	22.807	344,931	63,567	9,237
57 M CARNEGIE FREE LIBRARY - BEAVER FALLS	120,960	25,359	98,709	245,028	0	14.009	133,132	61,693	50,203
58 M CARNEGIE FREE LIBRARY-MIDLAND	37,968	10,329	18,608	66,905	0	14.284	46,643	20,262	0
59 M LAUGHLIN MEMORIAL FREE LIBRARY	123,188	19,022	58,071	200,281	0	18.679	154,333	41,371	4,577
60 M MONACA PUBLIC LIBRARY	47,748	9,943	10,039	67,730	0	11.806	48,754	18,976	0
61 M NEW BRIGHTON PUBLIC LIBRARY	49,554	14,867	48,184	112,605	4,718	18.690	88,754	23,851	0
62 M ROCHESTER PUBLIC LIBRARY	47,952	8,038	19,873	75,863	0	17.960	55,918	19,514	431
<i>Totals - Beaver County</i>	1,579,781	337,644	709,142	2,626,567	4,718	15.459	1,768,477	766,208	91,882
63 H BEDFORD CO FED LIB SYSTEM	29,639	9,907	18,084	57,630	0	0.000	7,414	50,216	0
64 M BEDFORD COUNTY LIBRARY	121,640	24,523	42,114	188,277	0	6.392	96,056	92,221	0
65 M EVERETT FREE LIBRARY	86,750	18,371	53,602	158,723	0	11.881	102,002	42,331	14,390
66 M HYNDMAN-LONDONDERRY PUB LIB	23,009	3,921	12,657	39,587	0	14.312	30,927	8,660	0
67 M SAXTON COMMUNITY LIBRARY	40,227	9,408	17,257	66,892	0	15.995	53,798	13,094	0
<i>Totals - Bedford County</i>	301,265	66,130	143,714	511,109	0	10.271	290,197	206,522	14,390
68 H BERKS CO PUB LIBRARIES	920,156	59,917	199,151	1,179,224	0	29.491	927,952	251,272	0
69 M BERNVILLE AREA COMMUNITY LIB	49,191	16,726	25,935	91,852	0	18.818	85,327	6,525	0
70 M BETHEL TULPEHOCKEN PUB LIB	82,869	37,522	32,696	153,087	0	20.727	123,905	29,182	0
71 M BOONE AREA LIBRARY	109,674	29,145	66,549	205,368	0	9.665	155,453	41,210	8,705
72 M BOYERTOWN COMMUNITY LIBRARY	173,354	31,129	88,194	292,677	0	18.721	250,461	42,216	0
73 M BRANDYWINE COMMUNITY LIBRARY	85,571	16,696	40,201	142,468	0	11.076	120,080	22,388	0
74 M EXETER COMMUNITY LIBRARY	244,894	62,006	224,794	531,694	0	19.434	404,115	117,756	9,823
75 M FLEETWOOD AREA PUBLIC LIBRARY	70,193	14,165	51,654	136,012	0	8.190	120,349	15,663	0
76 M HAMBURG PUBLIC LIBRARY	122,405	33,022	41,762	197,189	0	12.409	177,705	19,484	0
77 M KUTZTOWN COMMUNITY LIBRARY	120,496	30,930	53,497	204,923	0	11.969	165,810	36,557	2,556
78 M MIFFLIN COMMUNITY LIBRARY	139,774	32,526	58,619	230,919	55,411	8.767	168,541	57,201	5,177
79 M MUHLENBURG COMMUNITY LIBRARY	172,987	29,939	62,196	265,122	0	9.715	213,796	49,526	1,800
80 M READING PUBLIC LIBRARY	1,757,401	392,514	470,693	2,620,608	0	29.752	1,893,962	726,646	0

2014 PENNSYLVANIA PUBLIC LIBRARY STATISTICS
 ANALYSIS OF REVENUE, EXPENDITURES AND SERVICES OF STATE AIDED LIBRARIES
 PART I HOURS & STAFF

LIBRARIES BY COUNTY	POPULA- TION SERVED	HOURS OPEN WEEKLY	TOTAL REGIS- TRATION	PROFES- SIONAL STAFF	LIBRARIAN STAFF	OTHER PAID STAFF	VOLUN- TEER STAFF
81 M ROBESONIA COMMUNITY LIBRARY	4,999	48	1,569	0.86	0.00	1.89	0.40
82 M SCH VALLEY COMMUNITY LIBRARY	14,784	45	2,045	1.17	0.00	1.94	0.14
83 M SINKING SPRING PUBLIC LIBRARY	4,008	52	2,819	0.71	1.14	2.26	0.43
84 M SPRING TOWNSHIP LIBRARY	27,119	58	6,311	1.00	1.50	4.83	1.60
85 M VILLAGE LIBRARY OF MORGANTOWN	11,293	46	2,862	1.00	2.78	0.00	0.36
86 M WERNERSVILLE PUBLIC LIBRARY	15,278	47	2,066	0.00	1.14	2.63	0.46
87 M WOMELSDORF COMMUNITY LIBRARY	2,810	36	2,197	0.86	0.00	1.77	0.29
88 WYOMISSING PUBLIC LIBRARY	10,461	59	8,778	2.00	1.00	1.83	0.25
<i>Totals - Berks County</i>	411,442		99,013	33.53	13.54	82.54	9.81
89 H BLAIR COUNTY LIB SYSTEM	0		0	1.00	0.00	0.00	0.00
90 M ALTOONA AREA PUBLIC LIBRARY	59,552	55	46,918	7.18	0.00	12.18	1.13
91 M BELLWOOD ANTIS PUBLIC LIBRARY	8,327	35	3,874	0.00	1.00	1.00	1.00
92 M CLAYSBURG AREA PUB LIBRARY INC	7,014	36	1,975	0.00	0.91	1.23	0.03
93 M HOLLIDAYSBURG FR PUB LIBRARY	24,062	56	9,530	1.00	0.00	4.14	1.14
94 M MARTINSBURG COMMUNITY LIBRARY	5,110	31	3,908	0.00	1.00	0.77	0.29
95 M ROARING SPRING COMM LIBRARY	6,779	30	2,212	1.00	0.00	0.68	0.53
96 M TYRONE-SNYDER TWNSHP PUB LIB	9,783	33	6,918	1.14	0.00	2.20	1.43
97 M WILLIAMSBURG PUBLIC LIBRARY	6,344	28	3,269	0.71	0.00	0.71	0.09
<i>Totals - Blair County</i>	126,971		78,604	12.04	2.91	22.92	5.63
98 H BRADFORD COUNTY LIBRARY SYSTEM	0		0	1.00	0.00	0.00	0.00
99 M ALLEN F. PIERCE FREE LIBRARY	1,354	45	1,985	0.00	1.00	0.67	0.00
100 M BRADFORD COUNTY LIBRARY	23,636	65	3,300	2.00	0.00	5.58	0.08
101 M GREEN FREE LIBRARY	6,124	37	1,496	0.00	1.00	0.00	0.00
102 M MATHER MEMORIAL LIBRARY	2,685	36	527	0.00	0.80	0.74	0.34
103 M MONROETON PUBLIC LIBRARY	1,804	35	633	0.00	1.00	0.14	0.00
104 M SAYRE PUBLIC LIBRARY	5,587	45	8,199	0.00	1.00	2.77	3.86
105 M SPALDING MEMORIAL LIBRARY	8,618	45	2,378	0.00	2.71	1.29	0.00
106 M TOWANDA PUBLIC LIBRARY	10,976	47	5,118	0.00	2.71	2.00	0.06
107 M WYALUSING PUBLIC LIBRARY	1,838	43	1,960	0.00	1.00	0.43	0.00
<i>Totals - Bradford County</i>	62,622		25,596	3.00	11.23	13.62	4.34
108 H BUCKS COUNTY FREE LIBRARY	490,577	68	185,681	20.29	0.00	70.06	5.54
109 M FR LIB OF NEW HOPE & SOLEBURY	11,220	48	3,719	1.21	0.00	2.00	0.95
110 M FR LIB OF NORTHAMPTON TWNSHP	39,726	50	22,129	5.47	2.00	5.81	1.76
111 M TWP LIB OF LOWER SOUTHAMPTON	18,909	52	11,808	2.37	0.00	7.51	0.69
112 M VILLAGE LIBRARY OF WRIGHTSTOWN	2,995	51	1,895	0.63	0.63	0.83	0.00
113 M WARMINSTER TOWNSHIP FR LIBRARY	33,723	52	16,895	3.04	0.00	7.71	0.00
114 MORRISVILLE FR LIB ASSOCIATION	8,728	45	5,043	0.00	1.18	2.47	0.00
115 RIEGELSVILLE LIBRARY	2,012	26	1,043	0.00	1.00	0.00	0.00
116 SOUTHAMPTON FREE LIBRARY	15,152	54	9,249	3.54	0.97	5.00	2.34
<i>Totals - Bucks County</i>	623,042		257,462	36.55	5.78	101.39	11.28

2014 PENNSYLVANIA PUBLIC LIBRARY STATISTICS
ANALYSIS OF REVENUE, EXPENDITURES AND SERVICES OF STATE AIDED LIBRARIES
PART I COLLECTION

LIBRARIES BY COUNTY	CATL ITEMS EOY	ITEMS/ CAPITA	PERIOD- ICAL PRINT TITLES	PERIOD- ICAL eTITLES	TOTAL CIRC	CIRC/ CAPITA	TURN- OVER	INTER LOAN LENT	INTER LOAN BORROW	WEB ACCESS PCs
81 M ROBESONIA COMMUNITY LIBRARY	21,808	4.36	57	0	48,828	9.77	2.24	10,991	7,540	6
82 M SCH VALLEY COMMUNITY LIBRARY	16,734	1.13	55	0	38,902	2.63	2.32	6,424	8,973	6
83 M SINKING SPRING PUBLIC LIBRARY	20,984	5.24	34	0	68,292	17.04	3.25	11,163	12,737	4
84 M SPRING TOWNSHIP LIBRARY	34,890	1.29	96	0	153,122	5.65	4.39	21,059	36,790	39
85 M VILLAGE LIBRARY OF MORGANTOWN	32,928	2.92	67	0	68,068	6.03	2.07	10,941	12,613	10
86 M WERNERSVILLE PUBLIC LIBRARY	20,320	1.33	138	0	59,998	3.93	2.95	9,167	11,192	9
87 M WOMELSDORF COMMUNITY LIBRARY	19,678	7.00	83	0	43,640	15.53	2.22	10,204	6,106	15
88 WYOMISSING PUBLIC LIBRARY	34,083	3.26	57	0	83,099	7.94	2.44	38	295	6
<i>Totals - Berks County</i>	881,214	2.14	1,497	111	2,196,976	5.34	2.49	299,021	331,779	336
89 H BLAIR COUNTY LIB SYSTEM	0	0.00	0	0	0	0.00	0.00	0	0	0
90 M ALTOONA AREA PUBLIC LIBRARY	160,066	2.69	142	0	143,500	2.41	0.90	2,909	785	32
91 M BELLWOOD ANTIS PUBLIC LIBRARY	42,880	5.15	68	0	35,369	4.25	0.82	9	25	22
92 M CLAYSBURG AREA PUB LIBRARY INC	23,382	3.33	44	0	18,323	2.61	0.78	28	91	7
93 M HOLLIDAYSBURG FR PUB LIBRARY	39,647	1.65	48	16	66,778	2.78	1.68	76	52	7
94 M MARTINSBURG COMMUNITY LIBRARY	26,459	5.18	22	0	18,360	3.59	0.69	31	43	5
95 M ROARING SPRING COMM LIBRARY	22,962	3.39	36	0	10,647	1.57	0.46	23	79	10
96 M TYRONE-SNYDER TWNSHP PUB LIB	24,903	2.55	40	0	23,828	2.44	0.96	296	78	8
97 M WILLIAMSBURG PUBLIC LIBRARY	18,437	2.91	32	0	7,827	1.23	0.42	22	127	8
<i>Totals - Blair County</i>	358,736	2.83	432	16	324,632	2.56	0.90	3,394	1,280	99
98 H BRADFORD COUNTY LIBRARY SYSTEM	0	0.00	0	0	0	0.00	0.00	0	0	0
99 M ALLEN F. PIERCE FREE LIBRARY	25,271	18.66	25	0	12,271	9.06	0.49	201	167	9
100 M BRADFORD COUNTY LIBRARY	50,884	2.15	146	0	65,167	2.76	1.28	520	868	9
101 M GREEN FREE LIBRARY	20,150	3.29	10	0	14,691	2.40	0.73	114	18	5
102 M MATHER MEMORIAL LIBRARY	14,576	5.43	33	0	11,369	4.23	0.78	199	79	8
103 M MONROETON PUBLIC LIBRARY	9,415	5.22	25	0	9,712	5.38	1.03	109	186	4
104 M SAYRE PUBLIC LIBRARY	33,731	6.04	42	0	21,219	3.80	0.63	227	513	7
105 M SPALDING MEMORIAL LIBRARY	32,747	3.80	41	0	40,183	4.66	1.23	317	576	9
106 M TOWANDA PUBLIC LIBRARY	25,774	2.35	61	1	36,365	3.31	1.41	1,190	642	13
107 M WYALUSING PUBLIC LIBRARY	12,310	6.70	23	0	26,735	14.55	2.17	329	892	8
<i>Totals - Bradford County</i>	224,858	3.59	406	1	237,712	3.80	1.06	3,206	3,941	72
108 H BUCKS COUNTY FREE LIBRARY	514,407	1.05	633	245	2,885,617	5.88	5.61	59,127	92,415	123
109 M FR LIB OF NEW HOPE & SOLEBURY	25,736	2.29	94	0	59,968	5.34	2.33	9,344	11,027	4
110 M FR LIB OF NORTHAMPTON TWNSHP	119,780	3.02	160	0	283,209	7.13	2.36	29,570	23,653	25
111 M TWP LIB OF LOWER SOUTHAMPTON	73,766	3.90	77	0	179,099	9.47	2.43	21,599	14,236	11
112 M VILLAGE LIBRARY OF WRIGHTSTOWN	22,278	7.44	28	0	41,358	13.81	1.86	5,762	8,598	4
113 M WARMINSTER TOWNSHIP FR LIBRARY	71,931	2.13	52	0	219,539	6.51	3.05	20,991	24,350	11
114 MORRISVILLE FR LIB ASSOCIATION	21,637	2.48	57	0	42,176	4.83	1.95	6,299	6,434	7
115 RIEGELSVILLE LIBRARY	16,569	8.24	29	0	15,445	7.68	0.93	4,439	2,783	1
116 SOUTHAMPTON FREE LIBRARY	68,339	4.51	82	0	141,166	9.32	2.07	19,406	17,032	8
<i>Totals - Bucks County</i>	934,443	1.50	1,212	245	3,867,577	6.21	4.14	176,537	200,528	194

2014 PENNSYLVANIA PUBLIC LIBRARY STATISTICS
 ANALYSIS OF REVENUE, EXPENDITURES AND SERVICES OF STATE AIDED LIBRARIES
 PART I REVENUE

LIBRARIES BY COUNTY	POPULA- TION SERVED	TOTAL LOCAL GOV REVENUE	STATE REVENUE	FEDERAL REVENUE	OTHER REVENUE	TOTAL REVENUE	SCHOOL BOARD REVENUE	EMPLOY- MENT PROGRAMS
81 M ROBESONIA COMMUNITY LIBRARY	4,999	73,687	10,184	0	26,086	109,957	0	0
82 M SCH VALLEY COMMUNITY LIBRARY	14,784	68,916	5,329	0	50,243	124,488	0	0
83 M SINKING SPRING PUBLIC LIBRARY	4,008	91,473	17,939	0	53,611	163,023	0	0
84 M SPRING TOWNSHIP LIBRARY	27,119	212,743	114,569	13,171	61,443	401,926	0	13,171
85 M VILLAGE LIBRARY OF MORGANTOWN	11,293	76,753	23,360	6,235	48,530	154,878	0	6,235
86 M WERNERSVILLE PUBLIC LIBRARY	15,278	78,257	20,362	0	22,972	121,591	0	0
87 M WOMELSDORF COMMUNITY LIBRARY	2,810	75,076	8,374	0	0	83,450	0	0
88 WYOMISSING PUBLIC LIBRARY	10,461	188,267	36,268	0	108,081	332,616	0	0
<i>Totals - Berks County</i>	411,442	4,235,028	1,652,011	43,111	1,594,917	7,525,067	5,000	34,406
89 H BLAIR COUNTY LIB SYSTEM	0	35,055	34,481	0	614	70,150	0	0
90 M ALTOONA AREA PUBLIC LIBRARY	59,552	384,572	329,326	61,479	206,657	982,034	313,337	14,689
91 M BELLWOOD ANTIS PUBLIC LIBRARY	8,327	49,778	32,157	0	40,094	122,029	10,000	0
92 M CLAYSBURG AREA PUB LIBRARY INC	7,014	12,448	20,276	1,370	33,172	67,266	1,900	1,370
93 M HOLLIDAYSBURG FR PUB LIBRARY	24,062	53,176	48,781	0	123,351	225,308	36,008	0
94 M MARTINSBURG COMMUNITY LIBRARY	5,110	18,491	22,689	0	34,011	75,191	3,500	0
95 M ROARING SPRING COMM LIBRARY	6,779	17,275	26,340	0	41,318	84,933	3,500	0
96 M TYRONE-SNYDER TWNSHP PUB LIB	9,783	21,868	31,887	0	50,906	104,661	5,000	0
97 M WILLIAMSBURG PUBLIC LIBRARY	6,344	11,701	20,672	0	37,598	69,971	1,000	0
<i>Totals - Blair County</i>	126,971	604,364	566,609	62,849	567,721	1,801,543	374,245	16,059
98 H BRADFORD COUNTY LIBRARY SYSTEM	0	0	78,001	0	1,904	79,905	0	0
99 M ALLEN F. PIERCE FREE LIBRARY	1,354	1,000	11,029	0	31,958	43,987	0	0
100 M BRADFORD COUNTY LIBRARY	23,636	243,321	44,963	0	15,081	303,365	0	0
101 M GREEN FREE LIBRARY	6,124	0	11,817	0	41,072	52,889	0	0
102 M MATHER MEMORIAL LIBRARY	2,685	14,417	11,748	0	20,201	46,366	0	0
103 M MONROETON PUBLIC LIBRARY	1,804	10,000	10,809	0	21,092	41,901	0	0
104 M SAYRE PUBLIC LIBRARY	5,587	30,000	20,484	0	76,295	126,779	0	0
105 M SPALDING MEMORIAL LIBRARY	8,618	29,036	20,437	0	179,021	228,494	0	0
106 M TOWANDA PUBLIC LIBRARY	10,976	24,600	29,307	0	130,583	184,490	0	0
107 M WYALUSING PUBLIC LIBRARY	1,838	4,988	25,406	0	69,818	100,212	0	0
<i>Totals - Bradford County</i>	62,622	357,362	264,001	0	587,025	1,208,388	0	0
108 H BUCKS COUNTY FREE LIBRARY	490,577	5,857,100	2,328,550	2,892	794,478	8,983,020	0	0
109 M FR LIB OF NEW HOPE & SOLEBURY	11,220	76,738	28,715	0	223,074	328,527	0	0
110 M FR LIB OF NORTHAMPTON TWNSHP	39,726	917,354	115,914	0	40,787	1,074,055	0	0
111 M TWP LIB OF LOWER SOUTHAMPTON	18,909	570,000	57,405	0	32,413	659,818	0	0
112 M VILLAGE LIBRARY OF WRIGHTSTOWN	2,995	38,853	14,618	0	74,373	127,844	0	0
113 M WARMINSTER TOWNSHIP FR LIBRARY	33,723	437,659	96,560	0	49,956	584,175	0	0
114 MORRISVILLE FR LIB ASSOCIATION	8,728	126,411	30,182	0	8,853	165,446	0	0
115 RIEGELSVILLE LIBRARY	2,012	6,000	4,676	0	40,655	51,331	0	0
116 SOUTHAMPTON FREE LIBRARY	15,152	508,000	49,862	0	59,897	617,759	0	0
<i>Totals - Bucks County</i>	623,042	8,538,115	2,726,482	2,892	1,324,486	12,591,975	0	0

2014 PENNSYLVANIA PUBLIC LIBRARY STATISTICS
 ANALYSIS OF REVENUE, EXPENDITURES AND SERVICES OF STATE AIDED LIBRARIES
 PART I EXPENDITURES

LIBRARIES BY COUNTY	SALARIES WAGES & BENEFITS	TOTAL LIBRARY MATERIALS	OTHER OPERATING TOTAL	TOTAL OPERATING EXPEND	TOT CAP EXP	OPR/ CAP	LOCAL OPERATING EXPEND	STATE OPERATING EXPEND	TOTAL FEDERAL EXPEND
81 M ROBESONIA COMMUNITY LIBRARY	63,604	14,609	12,711	90,924	0	18.188	80,740	10,184	0
82 M SCH VALLEY COMMUNITY LIBRARY	72,550	15,086	26,330	113,966	0	7.709	108,637	5,329	0
83 M SINKING SPRING PUBLIC LIBRARY	121,528	18,110	29,530	169,168	0	42.208	151,229	17,939	0
84 M SPRING TOWNSHIP LIBRARY	231,064	46,535	101,534	379,133	0	13.980	251,393	114,569	13,171
85 M VILLAGE LIBRARY OF MORGANTOWN	104,187	18,676	35,140	158,003	0	13.991	128,408	23,360	6,235
86 M WERNERSVILLE PUBLIC LIBRARY	84,104	19,197	26,493	129,794	0	8.495	109,432	20,362	0
87 M WOMELSDORF COMMUNITY LIBRARY	58,219	14,737	34,940	107,896	0	38.397	99,522	8,374	0
88 WYOMISSING PUBLIC LIBRARY	211,981	42,323	78,739	333,043	0	31.837	296,775	36,268	0
<i>Totals - Berks County</i>	4,996,202	975,510	1,761,358	7,733,070	55,411	18.795	6,033,592	1,652,011	47,467
89 H BLAIR COUNTY LIB SYSTEM	47,136	8,000	16,582	71,718	0	0.000	37,237	34,481	0
90 M ALTOONA AREA PUBLIC LIBRARY	653,205	137,689	247,130	1,038,024	0	17.431	647,219	329,326	61,479
91 M BELLWOOD ANTIS PUBLIC LIBRARY	86,578	10,813	25,366	122,757	0	14.742	90,600	32,157	0
92 M CLAYSBURG AREA PUB LIBRARY INC	44,719	9,187	17,588	71,494	0	10.193	49,848	20,276	1,370
93 M HOLLIDAYSBURG FR PUB LIBRARY	154,052	22,176	115,926	292,154	2,183,827	12.142	243,373	48,781	0
94 M MARTINSBURG COMMUNITY LIBRARY	40,923	14,957	25,338	81,218	0	15.894	58,529	22,689	0
95 M ROARING SPRING COMM LIBRARY	61,942	9,823	20,411	92,176	0	13.597	65,836	26,340	0
96 M TYRONE-SNYDER TWNSHP PUB LIB	73,355	10,456	46,668	130,479	0	13.337	98,592	31,887	0
97 M WILLIAMSBURG PUBLIC LIBRARY	37,853	5,737	30,293	73,883	0	11.646	53,211	20,672	0
<i>Totals - Blair County</i>	1,199,763	228,838	545,302	1,973,903	2,183,827	15.546	1,344,445	566,609	62,849
98 H BRADFORD COUNTY LIBRARY SYSTEM	18,671	26,232	34,034	78,937	0	0.000	936	78,001	0
99 M ALLEN F. PIERCE FREE LIBRARY	39,204	15,558	7,115	61,877	0	45.699	50,848	11,029	0
100 M BRADFORD COUNTY LIBRARY	243,809	38,376	31,564	313,749	0	13.274	268,786	44,963	0
101 M GREEN FREE LIBRARY	24,478	16,045	36,427	76,950	0	12.565	65,133	11,817	0
102 M MATHER MEMORIAL LIBRARY	28,019	6,221	14,421	48,661	0	18.123	36,913	11,748	0
103 M MONROETON PUBLIC LIBRARY	15,738	5,335	9,409	30,482	0	16.897	19,673	10,809	0
104 M SAYRE PUBLIC LIBRARY	83,251	12,035	46,253	141,539	0	25.334	121,055	20,484	0
105 M SPALDING MEMORIAL LIBRARY	120,890	24,229	59,187	204,306	0	23.707	183,869	20,437	0
106 M TOWANDA PUBLIC LIBRARY	106,494	18,789	41,616	166,899	0	15.206	137,592	29,307	0
107 M WYALUSING PUBLIC LIBRARY	53,714	15,640	25,196	94,550	0	51.442	69,144	25,406	0
<i>Totals - Bradford County</i>	734,268	178,460	305,222	1,217,950	0	19.449	953,949	264,001	0
108 H BUCKS COUNTY FREE LIBRARY	4,799,687	1,839,917	3,507,346	10,146,950	0	20.684	7,815,508	2,328,550	2,892
109 M FR LIB OF NEW HOPE & SOLEBURY	130,018	30,683	89,957	250,658	0	22.340	221,943	28,715	0
110 M FR LIB OF NORTHAMPTON TWNSHP	732,046	126,088	145,446	1,003,580	0	25.263	887,666	115,914	0
111 M TWP LIB OF LOWER SOUTHAMPTON	442,461	104,956	115,850	663,267	0	35.077	605,862	57,405	0
112 M VILLAGE LIBRARY OF WRIGHTSTOWN	51,867	15,309	30,027	97,203	0	32.455	82,585	14,618	0
113 M WARMINSTER TOWNSHIP FR LIBRARY	543,841	71,288	28,620	643,749	0	19.089	547,189	96,560	0
114 MORRISVILLE FR LIB ASSOCIATION	127,265	24,537	37,505	189,307	0	21.690	159,125	30,182	0
115 RIEGELSVILLE LIBRARY	42,091	6,466	19,335	67,892	0	33.744	63,216	4,676	0
116 SOUTHAMPTON FREE LIBRARY	442,690	70,814	102,022	615,526	0	40.623	565,664	49,862	0
<i>Totals - Bucks County</i>	7,311,966	2,290,058	4,076,108	13,678,132	0	21.954	10,948,758	2,726,482	2,892

2014 PENNSYLVANIA PUBLIC LIBRARY STATISTICS
 ANALYSIS OF REVENUE, EXPENDITURES AND SERVICES OF STATE AIDED LIBRARIES
 PART I HOURS & STAFF

LIBRARIES BY COUNTY	POPULA- TION SERVED	HOURS OPEN WEEKLY	TOTAL REGIS- TRATION	PROFES- SIONAL STAFF	LIBRARIAN STAFF	OTHER PAID STAFF	VOLUN- TEER STAFF
117 H BUTLER COUNTY FED LIB SYSTEM	75,218	51	1,890	1.00	0.58	0.13	1.32
118 M BUTLER AREA PUBLIC LIBRARY	31,005	65	23,558	4.00	1.01	7.41	2.13
119 M CRANBERRY PUBLIC LIBRARY	30,985	56	26,745	5.00	0.00	5.28	1.38
120 M EVANS CITY PUBLIC LIBRARY	4,758	39	2,681	0.00	1.00	1.31	0.00
121 M MARS AREA PUBLIC LIBRARY	19,292	48	7,314	1.00	0.00	2.50	0.20
122 M PROSPECT COMMUNITY LIBRARY	3,789	38	1,885	0.79	0.61	0.00	0.26
123 M SOUTH BUTLER COMMUNITY LIBRARY	7,924	47	5,782	0.00	0.00	2.25	0.93
124 M ZELIENOPLE PUBLIC LIBRARY	10,891	45	5,803	0.00	2.71	1.29	0.29
<i>Totals - Butler County</i>	183,862		75,658	11.79	5.91	20.16	6.50
125 H CAMBRIA COUNTY LIBRARY SYSTEM	104,316	60	16,633	7.01	0.00	13.87	0.99
126 M BEAVERDALE PUBLIC LIBRARY	2,467	35	685	0.17	0.63	0.37	0.00
127 M CARROLLTOWN PUBLIC LIBRARY	853	35	722	0.00	1.00	0.00	0.00
128 M CRESSON PUBLIC LIBRARY	1,711	35	1,749	0.00	0.89	0.00	0.26
129 M EBENSBURG FREE PUBLIC LIBRARY	3,351	35	3,085	0.00	0.86	0.54	0.51
130 M GALLITZIN PUBLIC LIBRARY	1,668	39	1,084	0.00	0.57	0.66	0.00
131 M HASTINGS PUBLIC LIBRARY	1,278	35	771	0.29	0.71	0.00	0.00
132 M HIGHLAND COMMUNITY LIBRARY	15,281	46	6,588	1.00	0.00	2.10	0.00
133 M LILLY WASHINGTON PUB LIBRARY	968	35	687	0.00	1.00	0.00	0.00
134 M NANTY GLO PUBLIC LIBRARY	2,734	35	1,611	0.00	0.74	0.43	0.23
135 M NORTHERN CAMBRIA PUBLIC LIBRARY	3,835	35	2,320	0.00	0.77	0.91	0.00
136 M PATTON PUBLIC LIBRARY	1,769	50	2,184	0.00	0.83	0.60	0.00
137 M PORTAGE PUBLIC LIBRARY	2,638	35	1,897	0.00	0.80	0.71	0.00
138 M SOUTH FORK PUBLIC LIBRARY	928	37	767	0.00	0.86	0.20	0.00
<i>Totals - Cambria County</i>	143,797		40,783	8.47	9.66	20.40	1.99
139 BARBARA MOSCATO BROWN MEM LIBRARY	5,085	40	4,800	0.00	1.14	2.29	0.00
<i>Totals -Cameron County</i>	5,085		4,800	0.00	1.14	2.29	0.00
140 DIMMICK MEMORIAL LIBRARY	19,646	47	6,121	0.00	1.14	3.71	0.80
141 LEHIGHTON AREA MEM LIBRARY	17,885	41	4,766	1.00	0.00	2.34	0.00
142 PALMERTON LIBRARY ASSOCIATION	14,056	48	7,542	0.00	1.00	2.80	0.83
<i>Totals - Carbon County</i>	51,587		18,429	1.00	2.14	8.86	1.63
143 H CENTRE CO FEDERATION/PUB LIBS	0		0	0.00	0.00	0.00	0.00
144 M CENTRE CO LIB & HIST MUSEUM	61,894	53	19,187	1.00	1.00	17.66	1.89
145 M SCHLOW MEMORIAL LIBRARY	92,096	65	38,106	12.45	0.00	15.00	2.55
<i>Totals - Centre County</i>	153,990		57,293	13.45	1.00	32.66	4.44
146 H CHESTER COUNTY LIBRARY	78,350	69	88,221	26.26	0.57	67.20	12.09
147 M ATGLEN READING CENTER	3,911	39	1,196	0.57	0.00	1.57	0.23
148 M AVON GROVE FREE LIBRARY	30,080	51	9,613	1.06	0.00	7.00	0.80
149 M BAYARD TAYLOR MEM LIBRARY	42,932	59	13,061	2.00	0.00	10.09	0.29
150 M CHESTER SPRINGS LIBRARY	9,115	45	1,372	1.00	0.00	1.03	0.23
151 M COATESVILLE AREA PUB LIBRARY	47,991	50	10,505	1.80	0.00	5.51	0.46

2014 PENNSYLVANIA PUBLIC LIBRARY STATISTICS
 ANALYSIS OF REVENUE, EXPENDITURES AND SERVICES OF STATE AIDED LIBRARIES
 PART I COLLECTION

LIBRARIES BY COUNTY	CATL ITEMS EOY	ITEMS/ CAPITA	PERIOD- ICAL PRINT TITLES	PERIOD- ICAL eTITLES	TOTAL CIRC	CIRC/ CAPITA	TURN- OVER	INTER LOAN LENT	INTER LOAN BORROW	WEB ACCESS PCs
117 H BUTLER COUNTY FED LIB SYSTEM	17,378	0.23	10	83	18,120	0.24	1.04	45	135	3
118 M BUTLER AREA PUBLIC LIBRARY	115,106	3.71	141	83	365,824	11.80	3.18	222	254	18
119 M CRANBERRY PUBLIC LIBRARY	87,941	2.84	84	83	291,644	9.41	3.32	291	720	24
120 M EVANS CITY PUBLIC LIBRARY	23,385	4.91	28	78	17,529	3.68	0.75	123	9	4
121 M MARS AREA PUBLIC LIBRARY	27,947	1.45	50	83	60,100	3.12	2.15	88	142	9
122 M PROSPECT COMMUNITY LIBRARY	18,214	4.81	14	83	23,232	6.13	1.28	102	165	4
123 M SOUTH BUTLER COMMUNITY LIBRARY	24,087	3.04	28	84	59,970	7.57	2.49	72	144	11
124 M ZELIENOPLE PUBLIC LIBRARY	54,672	5.02	52	83	58,310	5.35	1.07	155	156	6
<i>Totals - Butler County</i>	368,730	2.01	407	660	894,729	4.87	2.43	1,098	1,725	79
125 H CAMBRIA COUNTY LIBRARY SYSTEM	143,475	1.38	129	87	166,208	1.59	1.16	3,073	704	50
126 M BEVERDALE PUBLIC LIBRARY	13,811	5.60	23	0	5,980	2.42	0.43	324	140	8
127 M CARROLLTOWN PUBLIC LIBRARY	8,749	10.26	28	0	14,617	17.14	1.67	29	24	6
128 M CRESSON PUBLIC LIBRARY	11,341	6.63	37	0	11,218	6.56	0.99	45	88	5
129 M EBENSBURG FREE PUBLIC LIBRARY	27,691	8.26	62	0	33,109	9.88	1.20	120	111	9
130 M GALLITZIN PUBLIC LIBRARY	9,658	5.79	34	0	7,391	4.43	0.77	49	25	5
131 M HASTINGS PUBLIC LIBRARY	13,811	10.81	22	0	4,182	3.27	0.30	245	102	8
132 M HIGHLAND COMMUNITY LIBRARY	22,516	1.47	50	0	40,346	2.64	1.79	114	301	10
133 M LILLY WASHINGTON PUB LIBRARY	9,317	9.63	20	0	22,087	22.82	2.37	58	57	5
134 M NANTY GLO PUBLIC LIBRARY	26,419	9.66	35	0	17,930	6.56	0.68	50	108	6
135 M NORTHERN CAMBRIA PUBLIC LIBRARY	22,174	5.78	23	0	14,585	3.80	0.66	117	127	8
136 M PATTON PUBLIC LIBRARY	16,415	9.28	29	0	27,783	15.71	1.69	98	63	11
137 M PORTAGE PUBLIC LIBRARY	12,622	4.78	12	0	6,437	2.44	0.51	23	46	6
138 M SOUTH FORK PUBLIC LIBRARY	12,985	13.99	14	0	6,225	6.71	0.48	25	3	4
<i>Totals - Cambria County</i>	350,984	2.44	518	87	378,098	2.63	1.08	4,370	1,899	141
139 BARBARA MOSCATO BROWN MEM LIBRARY	31,931	6.28	64	0	23,569	4.64	0.74	120	40	9
<i>Totals - Cameron County</i>	31,931	6.28	64	0	23,569	4.64	0.74	120	40	9
140 DIMMICK MEMORIAL LIBRARY	27,186	1.38	64	101	32,566	1.66	1.20	93	208	8
141 LEHIGHTON AREA MEM LIBRARY	15,610	0.87	17	101	19,795	1.11	1.27	37	530	5
142 PALMERTON LIBRARY ASSOCIATION	35,492	2.53	50	101	51,781	3.68	1.46	116	160	6
<i>Totals - Carbon County</i>	78,288	1.52	131	303	104,142	2.02	1.33	246	898	19
143 H CENTRE CO FEDERATION/PUB LIBS	0	0.00	0	0	0	0.00	0.00	0	0	0
144 M CENTRE CO LIB & HIST MUSEUM	111,613	1.80	57	0	268,989	4.35	2.41	13,618	10,437	31
145 M SCHLOW MEMORIAL LIBRARY	150,748	1.64	168	70	802,021	8.71	5.32	10,915	14,806	35
<i>Totals - Centre County</i>	262,361	1.70	225	70	1,071,010	6.96	4.08	24,533	25,243	66
146 H CHESTER COUNTY LIBRARY	426,494	5.44	356	33	1,774,278	22.65	4.16	5,859	2,147	64
147 M ATGLEN READING CENTER	15,290	3.91	25	0	27,958	7.15	1.83	23	2	7
148 M AVON GROVE FREE LIBRARY	53,523	1.78	55	0	161,065	5.35	3.01	93	115	12
149 M BAYARD TAYLOR MEM LIBRARY	56,021	1.30	95	0	179,979	4.19	3.21	185	355	9
150 M CHESTER SPRINGS LIBRARY	19,427	2.13	23	0	34,185	3.75	1.76	50	22	5
151 M COATESVILLE AREA PUB LIBRARY	50,963	1.06	70	0	58,789	1.23	1.15	212	67	15

2014 PENNSYLVANIA PUBLIC LIBRARY STATISTICS
ANALYSIS OF REVENUE, EXPENDITURES AND SERVICES OF STATE AIDED LIBRARIES
PART I REVENUE

LIBRARIES BY COUNTY	POPULA- TION SERVED	TOTAL LOCAL GOV REVENUE	STATE REVENUE	FEDERAL REVENUE	OTHER REVENUE	TOTAL REVENUE	SCHOOL BOARD REVENUE	EMPLOY- MENT PROGRAMS
117 H BUTLER COUNTY FED LIB SYSTEM	75,218	59,840	257,810	850	18,398	336,898	0	0
118 M BUTLER AREA PUBLIC LIBRARY	31,005	136,390	100,550	15,638	875,594	1,128,172	0	5,843
119 M CRANBERRY PUBLIC LIBRARY	30,985	406,220	77,535	23,398	88,371	595,524	0	0
120 M EVANS CITY PUBLIC LIBRARY	4,758	30,849	15,878	0	26,891	73,618	0	0
121 M MARS AREA PUBLIC LIBRARY	19,292	158,479	20,629	0	56,161	235,269	3,600	0
122 M PROSPECT COMMUNITY LIBRARY	3,789	18,953	11,638	0	5,679	36,270	350	0
123 M SOUTH BUTLER COMMUNITY LIBRARY	7,924	49,930	24,476	0	91,807	166,213	0	0
124 M ZELIENOPE PUBLIC LIBRARY	10,891	63,166	35,520	0	104,946	203,632	0	0
<i>Totals - Butler County</i>	183,862	923,827	544,036	39,886	1,267,847	2,775,596	3,950	5,843
125 H CAMBRIA COUNTY LIBRARY SYSTEM	104,316	561,692	618,383	44,046	128,060	1,352,181	4,000	44,046
126 M BEAVERDALE PUBLIC LIBRARY	2,467	21,094	16,250	0	13,722	51,066	1,500	0
127 M CARROLLTOWN PUBLIC LIBRARY	853	17,094	8,107	3,611	27,286	56,098	500	3,611
128 M CRESSON PUBLIC LIBRARY	1,711	20,644	8,616	0	18,055	47,315	1,000	0
129 M EBENSBURG FREE PUBLIC LIBRARY	3,351	21,694	13,476	649	29,380	65,199	0	649
130 M GALLITZIN PUBLIC LIBRARY	1,668	18,294	10,170	0	15,809	44,273	1,000	0
131 M HASTINGS PUBLIC LIBRARY	1,278	17,744	10,105	7,833	18,327	54,009	500	6,358
132 M HIGHLAND COMMUNITY LIBRARY	15,281	114,469	47,384	1,475	24,507	187,835	7,500	0
133 M LILLY WASHINGTON PUB LIBRARY	968	17,594	8,233	6,888	16,482	49,197	1,000	6,888
134 M NANTY GLO PUBLIC LIBRARY	2,734	22,494	13,703	899	30,239	67,335	4,000	899
135 M NORTHERN CAMBRIA PUBLIC LIBRARY	3,835	32,443	19,652	0	19,738	71,833	4,800	0
136 M PATTON PUBLIC LIBRARY	1,769	19,194	11,253	12,460	37,099	80,006	500	12,460
137 M PORTAGE PUBLIC LIBRARY	2,638	19,794	12,771	3,577	39,605	75,747	1,200	3,577
138 M SOUTH FORK PUBLIC LIBRARY	928	18,554	8,123	0	27,945	54,622	1,500	0
<i>Totals - Cambria County</i>	143,797	922,798	806,226	81,438	446,254	2,256,716	29,000	78,488
139 BARBARA MOSCATO BROWN MEM LIBRARY	5,085	77,587	67,170	0	6,253	151,010	0	0
<i>Totals -Cameron County</i>	5,085	77,587	67,170	0	6,253	151,010	0	0
140 DIMMICK MEMORIAL LIBRARY	19,646	3,200	29,537	5,702	56,349	94,788	0	0
141 LEHIGHTON AREA MEM LIBRARY	17,885	28,300	23,902	0	39,868	92,070	20,800	0
142 PALMERTON LIBRARY ASSOCIATION	14,056	29,160	37,130	0	94,024	160,314	15,760	0
<i>Totals - Carbon County</i>	51,587	60,660	90,569	5,702	190,241	347,172	36,560	0
143 H CENTRE CO FEDERATION/PUB LIBS	0	5,000	61,946	0	5,106	72,052	0	0
144 M CENTRE CO LIB & HIST MUSEUM	61,894	380,775	228,081	0	150,272	759,128	0	0
145 M SCHLOW MEMORIAL LIBRARY	92,096	1,296,954	415,195	8,381	319,571	2,040,101	0	3,567
<i>Totals - Centre County</i>	153,990	1,682,729	705,222	8,381	474,949	2,871,281	0	3,567
146 H CHESTER COUNTY LIBRARY	78,350	5,464,052	1,117,127	0	526,581	7,107,760	0	0
147 M ATGLEN READING CENTER	3,911	19,931	20,677	7,395	19,386	67,389	0	7,395
148 M AVON GROVE FREE LIBRARY	30,080	185,411	85,778	740	89,807	361,736	0	740
149 M BAYARD TAYLOR MEM LIBRARY	42,932	425,640	96,962	18,000	252,730	793,332	0	0
150 M CHESTER SPRINGS LIBRARY	9,115	25,037	18,530	0	72,629	116,196	0	0
151 M COATESVILLE AREA PUB LIBRARY	47,991	120,623	101,750	0	67,494	289,867	0	0

2014 PENNSYLVANIA PUBLIC LIBRARY STATISTICS
 ANALYSIS OF REVENUE, EXPENDITURES AND SERVICES OF STATE AIDED LIBRARIES
 PART I EXPENDITURES

LIBRARIES BY COUNTY	SALARIES WAGES & BENEFITS	TOTAL LIBRARY MATERIALS	OTHER OPERATING TOTAL	TOTAL OPERATING EXPEND	TOT CAP EXP	OPR/ CAP	LOCAL OPERATING EXPEND	STATE OPERATING EXPEND	TOTAL FEDERAL EXPEND
117 H BUTLER COUNTY FED LIB SYSTEM	119,753	99,096	118,119	336,968	0	4.480	79,158	257,810	0
118 M BUTLER AREA PUBLIC LIBRARY	419,574	122,985	388,134	930,693	0	30.018	814,505	100,550	15,638
119 M CRANBERRY PUBLIC LIBRARY	396,717	67,995	131,294	596,006	0	19.235	495,073	77,535	23,398
120 M EVANS CITY PUBLIC LIBRARY	50,887	8,290	16,815	75,992	0	15.971	60,114	15,878	0
121 M MARS AREA PUBLIC LIBRARY	105,574	23,682	65,804	195,060	0	10.111	174,431	20,629	0
122 M PROSPECT COMMUNITY LIBRARY	32,779	7,247	16,622	56,648	0	14.951	45,010	11,638	0
123 M SOUTH BUTLER COMMUNITY LIBRARY	86,975	14,349	45,724	147,048	0	18.557	122,572	24,476	0
124 M ZELIENOPLE PUBLIC LIBRARY	117,538	34,629	63,510	215,677	0	19.803	180,157	35,520	0
<i>Totals - Butler County</i>	1,329,797	378,273	846,022	2,554,092	0	13.891	1,971,020	544,036	39,036
125 H CAMBRIA COUNTY LIBRARY SYSTEM	872,559	163,462	342,659	1,378,680	0	13.216	699,932	618,383	60,365
126 M BEAVERDALE PUBLIC LIBRARY	20,156	10,352	21,444	51,952	0	21.059	35,702	16,250	0
127 M CARROLLTOWN PUBLIC LIBRARY	28,486	6,466	19,299	54,251	0	63.600	42,533	8,107	3,611
128 M CRESSON PUBLIC LIBRARY	20,705	11,468	11,406	43,579	0	25.470	34,963	8,616	0
129 M EBENSBURG FREE PUBLIC LIBRARY	25,626	14,440	25,964	66,030	0	19.705	51,905	13,476	649
130 M GALLITZIN PUBLIC LIBRARY	21,947	10,328	12,783	45,058	0	27.013	34,888	10,170	0
131 M HASTINGS PUBLIC LIBRARY	20,465	7,461	20,716	48,642	0	38.061	30,976	10,105	7,561
132 M HIGHLAND COMMUNITY LIBRARY	81,896	28,288	66,361	176,545	0	11.553	113,960	47,384	15,201
133 M LILLY WASHINGTON PUB LIBRARY	28,379	5,970	13,534	47,883	0	49.466	32,762	8,233	6,888
134 M NANTY GLO PUBLIC LIBRARY	25,434	16,022	21,102	62,558	0	22.881	47,956	13,703	899
135 M NORTHERN CAMBRIA PUBLIC LIBRARY	34,323	8,683	30,029	73,035	0	19.044	53,383	19,652	0
136 M PATTON PUBLIC LIBRARY	41,674	9,964	25,690	77,328	0	43.713	53,615	11,253	12,460
137 M PORTAGE PUBLIC LIBRARY	27,802	8,182	17,790	53,774	0	20.384	37,426	12,771	3,577
138 M SOUTH FORK PUBLIC LIBRARY	17,670	11,297	20,608	49,575	0	53.421	41,452	8,123	0
<i>Totals - Cambria County</i>	1,267,122	312,383	649,385	2,228,890	0	15.500	1,311,453	806,226	111,211
139 BARBARA MOSCATO BROWN MEM LIBRARY	99,565	31,112	40,293	170,970	0	33.622	103,800	67,170	0
<i>Totals -Cameron County</i>	99,565	31,112	40,293	170,970	0	33.622	103,800	67,170	0
140 DIMMICK MEMORIAL LIBRARY	95,059	19,009	88,082	202,150	0	10.290	166,911	29,537	5,702
141 LEHIGHTON AREA MEM LIBRARY	76,829	9,683	33,053	119,565	0	6.685	95,663	23,902	0
142 PALMERTON LIBRARY ASSOCIATION	102,017	29,242	59,598	190,857	0	13.578	153,727	37,130	0
<i>Totals - Carbon County</i>	273,905	57,934	180,733	512,572	0	9.936	416,301	90,569	5,702
143 H CENTRE CO FEDERATION/PUB LIBS	0	47,708	17,652	65,360	0	0.000	3,414	61,946	0
144 M CENTRE CO LIB & HIST MUSEUM	625,759	93,160	133,907	852,826	0	13.779	624,745	228,081	0
145 M SCHLOW MEMORIAL LIBRARY	1,356,458	270,618	554,460	2,181,536	0	23.688	1,645,640	530,809	5,087
<i>Totals - Centre County</i>	1,982,217	411,486	706,019	3,099,722	0	20.129	2,273,799	820,836	5,087
146 H CHESTER COUNTY LIBRARY	4,678,415	1,050,479	1,478,229	7,207,123	0	91.986	6,084,996	1,117,127	5,000
147 M ATGLEN READING CENTER	45,462	7,188	29,059	81,709	0	20.892	53,637	20,677	7,395
148 M AVON GROVE FREE LIBRARY	204,305	44,770	86,835	335,910	0	11.167	249,392	85,778	740
149 M BAYARD TAYLOR MEM LIBRARY	513,934	128,712	152,309	794,955	21,686	18.517	683,829	96,962	14,164
150 M CHESTER SPRINGS LIBRARY	80,659	15,533	23,113	119,305	0	13.089	100,625	18,530	150
151 M COATESVILLE AREA PUB LIBRARY	189,250	36,078	83,845	309,173	0	6.442	202,789	101,750	4,634

2014 PENNSYLVANIA PUBLIC LIBRARY STATISTICS
 ANALYSIS OF REVENUE, EXPENDITURES AND SERVICES OF STATE AIDED LIBRARIES
 PART I HOURS & STAFF

LIBRARIES BY COUNTY	POPULA- TION SERVED	HOURS OPEN WEEKLY	TOTAL REGIS- TRATION	PROFES- SIONAL STAFF	LIBRARIAN STAFF	OTHER PAID STAFF	VOLUN- TEER STAFF
152 M DOWNINGTOWN LIBRARY	43,124	59	5,558	1.00	0.00	4.43	0.00
153 M EASTTOWN LIBRARY & INFO CENTER	10,477	65	9,461	4.80	1.00	9.71	1.31
154 M HONEY BROOK COMM LIBRARY	17,262	45	4,383	0.00	0.00	3.37	0.57
155 M MALVERN PUBLIC LIBRARY	36,923	56	6,667	1.43	0.00	4.29	0.00
156 M OXFORD PUBLIC LIBRARY	25,814	56	10,312	1.03	0.00	6.66	0.57
157 M PARKESBURG FREE LIBRARY	13,089	45	4,308	1.00	0.00	2.86	0.49
158 M PHOENIXVILLE PUBLIC LIBRARY	37,706	60	15,839	5.09	0.00	12.71	1.43
159 M SPRING CITY FR PUBLIC LIBRARY	10,144	48	3,195	1.91	0.00	1.83	0.00
160 M TREDYFFRIN PUBLIC LIBRARY	34,580	55	17,227	6.79	0.00	8.92	3.16
161 M WEST CHESTER PUBLIC LIBRARY	57,388	54	12,154	1.00	0.00	7.97	0.46
<i>Totals - Chester County</i>	498,886		213,072	56.73	1.57	155.15	22.07
162 H CLARION COUNTY LIBRARY SYSTEM	0		0	0.57	0.00	0.00	0.00
163 M CLARION FREE LIBRARY	20,821	59	11,106	2.00	2.00	4.54	0.86
164 M ECCLES LESHER MEMORIAL LIBRARY	5,319	37	2,832	1.00	1.00	0.57	0.00
165 M FOXBURG FREE LIBRARY ASSOC	5,114	45	809	0.00	1.00	0.57	0.00
166 M KNOX PUBLIC LIBRARY	7,615	45	2,353	0.00	1.00	1.66	0.46
167 M REDBANK VALLEY PUBLIC LIBRARY	7,991	39	2,462	1.07	0.00	1.39	1.07
<i>Totals - Clarion County</i>	46,860		19,562	4.64	5.00	8.73	2.38
168 CLEARFIELD COUNTY PUBLIC LIBRARY	46,293	52	3,922	1.00	0.00	4.69	0.17
169 DUBOIS PUBLIC LIBRARY	18,419	56	7,527	1.00	1.00	3.30	0.30
170 JOSEPH & ELIZABETH SHAW LIB	16,930	48	9,954	1.43	0.00	4.03	0.31
<i>Totals - Clearfield County</i>	81,642		21,403	3.43	1.00	12.01	0.79
171 ANNIE HALENBAKE ROSS LIBRARY	39,238	45	17,225	1.73	4.80	3.65	0.80
<i>Totals - Clinton County</i>	39,238		17,225	1.73	4.80	3.65	0.80
172 BLOOMSBURG PUBLIC LIBRARY	22,217	53	11,128	1.00	4.00	1.29	0.69
173 COLUMBIA COUNTY TRAVELING LIB AUTH	30,157	27	1,374	1.00	0.00	0.95	0.25
174 MCBRIDE MEMORIAL LIBRARY	14,153	51	7,893	1.00	0.00	6.51	0.57
<i>Totals - Columbia County</i>	66,527		20,395	3.00	4.00	8.75	1.51
175 H CRAWFORD CO FED LIB SYSTEM	0		36,152	0.00	0.00	0.00	0.00
176 M BENSON MEMORIAL LIBRARY, INC.	14,904	60	5,135	3.00	0.00	3.80	0.05
177 M CAMBRIDGE SPRINGS PUB LIBRARY ASSOC	8,459	45	2,936	0.80	0.00	0.86	0.00
178 M COCHRANTON AREA PUBLIC LIBRARY	5,391	36	2,183	0.58	0.47	0.00	1.08
179 M JAMES A STONE MEMORIAL LIBRARY	3,486	31	1,358	0.00	0.66	0.97	0.00
180 M LINESVILLE PUBLIC LIBRARY	5,453	32	1,468	0.00	1.00	0.48	0.00
181 M MARGARET SHONTZ MEM LIBRARY	4,191	35	1,975	0.00	1.17	0.00	0.00
182 M MEADVILLE LIB ART & HIST ASSOC	38,405	60	17,638	4.14	0.00	14.00	0.63
183 M SAEGERTOWN AREA LIBRARY	4,010	39	1,884	1.00	0.29	0.40	0.23
184 M SPRINGBORO PUBLIC LIBRARY	2,927	35	1,186	0.00	0.63	0.74	0.00
<i>Totals - Crawford County</i>	87,226		71,915	9.53	4.22	21.25	1.99

2014 PENNSYLVANIA PUBLIC LIBRARY STATISTICS
 ANALYSIS OF REVENUE, EXPENDITURES AND SERVICES OF STATE AIDED LIBRARIES
 PART I COLLECTION

LIBRARIES BY COUNTY	CATL ITEMS EOY	ITEMS/ CAPITA	PERIOD- ICAL PRINT TITLES	PERIOD- ICAL eTITLES	TOTAL CIRC	CIRC/ CAPITA	TURN- OVER	INTER LOAN LENT	INTER LOAN BORROW	WEB ACCESS PCs
152 M DOWNINGTOWN LIBRARY	27,950	0.65	47	0	97,247	2.26	3.48	23	49	6
153 M EASTTOWN LIBRARY & INFO CENTER	55,984	5.34	107	0	271,666	25.93	4.85	336	203	25
154 M HONEY BROOK COMM LIBRARY	32,017	1.85	28	0	71,216	4.13	2.22	115	57	6
155 M MALVERN PUBLIC LIBRARY	40,513	1.10	83	0	135,317	3.66	3.34	66	97	9
156 M OXFORD PUBLIC LIBRARY	59,353	2.30	79	0	131,131	5.08	2.21	91	107	10
157 M PARKESBURG FREE LIBRARY	32,459	2.48	43	0	72,173	5.51	2.22	99	66	8
158 M PHOENIXVILLE PUBLIC LIBRARY	67,142	1.78	101	0	259,556	6.88	3.87	208	125	19
159 M SPRING CITY FR PUBLIC LIBRARY	18,423	1.82	23	0	35,013	3.45	1.90	8	58	6
160 M TREDYFFRIN PUBLIC LIBRARY	125,795	3.64	232	0	351,172	10.16	2.79	215	482	45
161 M WEST CHESTER PUBLIC LIBRARY	54,997	0.96	71	0	164,576	2.87	2.99	56	147	11
<i>Totals - Chester County</i>	1,136,351	2.28	1,438	33	3,825,321	7.67	3.37	7,639	4,099	257
162 H CLARION COUNTY LIBRARY SYSTEM	693	0.00	0	0	0	0.00	0.00	0	0	0
163 M CLARION FREE LIBRARY	64,891	3.12	80	5	149,822	7.20	2.31	421	340	19
164 M ECCLES LESHER MEMORIAL LIBRARY	21,945	4.13	30	0	15,351	2.89	0.70	216	45	10
165 M FOXBURG FREE LIBRARY ASSOC	16,925	3.31	17	0	10,446	2.04	0.62	55	197	5
166 M KNOX PUBLIC LIBRARY	19,809	2.60	49	0	20,490	2.69	1.03	177	342	7
167 M REDBANK VALLEY PUBLIC LIBRARY	17,712	2.22	50	2	28,391	3.55	1.60	334	373	8
<i>Totals - Clarion County</i>	141,975	3.03	226	7	224,500	4.79	1.58	1,203	1,297	49
168 CLEARFIELD COUNTY PUBLIC LIBRARY	57,315	1.24	55	0	141,693	3.06	2.47	194	272	6
169 DUBOIS PUBLIC LIBRARY	42,034	2.28	61	0	62,846	3.41	1.50	236	427	8
170 JOSEPH & ELIZABETH SHAW LIB	57,103	3.37	65	0	86,106	5.09	1.51	71	226	11
<i>Totals - Clearfield County</i>	156,452	1.92	181	0	290,645	3.56	1.86	501	925	25
171 ANNIE HALENBAKE ROSS LIBRARY	79,047	2.01	89	2	163,107	4.16	2.06	192	179	24
<i>Totals - Clinton County</i>	79,047	2.01	89	2	163,107	4.16	2.06	192	179	24
172 BLOOMSBURG PUBLIC LIBRARY	41,832	1.88	50	0	127,785	5.75	3.05	32	38	5
173 COLUMBIA COUNTY TRAVELING LIB AUTH	23,876	0.79	10	0	25,171	0.83	1.05	0	8	0
174 MCBRIDE MEMORIAL LIBRARY	42,075	2.97	63	0	63,252	4.47	1.50	34	317	23
<i>Totals - Columbia County</i>	107,783	6	123	0	216,208	11	6	66	363	28
175 H CRAWFORD CO FED LIB SYSTEM	1,401	0.00	0	0	5,912	0.00	4.22	0	0	0
176 M BENSON MEMORIAL LIBRARY, INC.	66,458	4.46	134	0	64,875	4.35	0.98	71	118	9
177 M CAMBRIDGE SPRINGS PUB LIBRARY ASSOC	20,747	2.45	41	0	18,803	2.22	0.91	70	303	4
178 M COCHRANTON AREA PUBLIC LIBRARY	10,316	1.91	30	0	10,853	2.01	1.05	78	206	5
179 M JAMES A STONE MEMORIAL LIBRARY	25,686	7.37	30	0	19,185	5.50	0.75	168	73	6
180 M LINESVILLE PUBLIC LIBRARY	18,520	3.40	36	0	24,471	4.49	1.32	98	152	5
181 M MARGARET SHONTZ MEM LIBRARY	13,700	3.27	20	0	15,781	3.77	1.15	79	53	4
182 M MEADVILLE LIB ART & HIST ASSOC	95,421	2.48	308	0	206,505	5.38	2.16	164	138	21
183 M SAEGERTOWN AREA LIBRARY	23,299	5.81	26	0	22,142	5.52	0.95	172	75	8
184 M SPRINGBORO PUBLIC LIBRARY	10,274	3.51	25	0	12,712	4.34	1.24	23	57	4
<i>Totals - Crawford County</i>	285,822	3.28	650	0	401,239	4.60	1.40	923	1,175	66

2014 PENNSYLVANIA PUBLIC LIBRARY STATISTICS
 ANALYSIS OF REVENUE, EXPENDITURES AND SERVICES OF STATE AIDED LIBRARIES
 PART I REVENUE

LIBRARIES BY COUNTY	POPULA- TION SERVED	TOTAL LOCAL GOV REVENUE	STATE REVENUE	FEDERAL REVENUE	OTHER REVENUE	TOTAL REVENUE	SCHOOL BOARD REVENUE	EMPLOY- MENT PROGRAMS
152 M DOWNINGTOWN LIBRARY	43,124	101,407	69,137	161,787	75,051	407,382	0	0
153 M EASTTOWN LIBRARY & INFO CENTER	10,477	652,446	61,351	0	207,109	920,906	0	0
154 M HONEY BROOK COMM LIBRARY	17,262	57,577	45,953	0	44,091	147,621	0	0
155 M MALVERN PUBLIC LIBRARY	36,923	156,064	53,664	0	50,778	260,506	0	0
156 M OXFORD PUBLIC LIBRARY	25,814	85,430	73,846	5,075	87,876	252,227	0	5,075
157 M PARKESBURG FREE LIBRARY	13,089	49,356	43,294	0	50,130	142,780	0	0
158 M PHOENIXVILLE PUBLIC LIBRARY	37,706	590,976	88,194	0	256,626	935,796	508,326	0
159 M SPRING CITY FR PUBLIC LIBRARY	10,144	42,962	26,961	0	41,324	111,247	0	0
160 M TREDYFFRIN PUBLIC LIBRARY	34,580	1,119,500	100,956	18,000	239,777	1,478,233	0	0
161 M WEST CHESTER PUBLIC LIBRARY	57,388	220,458	82,460	0	203,797	506,715	0	0
<i>Totals - Chester County</i>	498,886	9,316,870	2,086,640	210,997	2,285,186	13,899,693	508,326	13,210
162 H CLARION COUNTY LIBRARY SYSTEM	0	19,500	25,501	0	71	45,072	0	0
163 M CLARION FREE LIBRARY	20,821	56,261	59,913	13,822	166,692	296,688	0	13,822
164 M ECCLES LESHER MEMORIAL LIBRARY	5,319	8,116	17,656	0	98,328	124,100	150	0
165 M FOXBURG FREE LIBRARY ASSOC	5,114	6,895	13,746	0	33,342	53,983	600	0
166 M KNOX PUBLIC LIBRARY	7,615	15,654	21,128	0	114,506	151,288	0	0
167 M REDBANK VALLEY PUBLIC LIBRARY	7,991	5,460	24,285	1,475	80,200	111,420	0	0
<i>Totals - Clarion County</i>	46,860	111,886	162,229	15,297	493,139	782,551	750	13,822
168 CLEARFIELD COUNTY PUBLIC LIBRARY	46,293	115,399	115,876	4,974	31,131	267,380	0	4,974
169 DUBOIS PUBLIC LIBRARY	18,419	139,374	61,855	0	37,162	238,391	0	0
170 JOSEPH & ELIZABETH SHAW LIB	16,930	9,220	55,953	0	145,775	210,948	0	0
<i>Totals - Clearfield County</i>	81,642	263,993	233,684	4,974	214,068	716,719	0	4,974
171 ANNIE HALENBAKE ROSS LIBRARY	39,238	115,116	142,866	4,798	377,746	640,526	0	4,798
<i>Totals - Clinton County</i>	39,238	115,116	142,866	4,798	377,746	640,526	0	4,798
172 BLOOMSBURG PUBLIC LIBRARY	22,217	36,501	56,725	1,780	201,332	296,338	0	1,780
173 COLUMBIA COUNTY TRAVELING LIB AUTH	30,157	70,052	21,531	0	14,919	106,502	0	0
174 MCBRIDE MEMORIAL LIBRARY	14,153	18,500	43,130	0	230,394	292,024	0	0
<i>Totals - Columbia County</i>	66,527	125,053	121,386	1,780	446,645	694,864	0	1,780
175 H CRAWFORD CO FED LIB SYSTEM	0	26,829	214	0	908	27,951	0	0
176 M BENSON MEMORIAL LIBRARY, INC.	14,904	140,618	135,143	0	82,207	357,968	0	0
177 M CAMBRIDGE SPRINGS PUB LIBRARY ASSOC	8,459	44,282	16,334	0	11,733	72,349	0	0
178 M COCHRANTON AREA PUBLIC LIBRARY	5,391	39,446	16,334	0	62,111	117,891	0	0
179 M JAMES A STONE MEMORIAL LIBRARY	3,486	37,710	16,334	0	3,060	57,104	0	0
180 M LINESVILLE PUBLIC LIBRARY	5,453	37,710	16,334	0	11,531	65,575	0	0
181 M MARGARET SHONTZ MEM LIBRARY	4,191	38,850	16,334	0	6,573	61,757	0	0
182 M MEADVILLE LIB ART & HIST ASSOC	38,405	264,996	282,309	0	247,955	795,260	0	0
183 M SAEGERTOWN AREA LIBRARY	4,010	28,650	16,334	0	23,654	68,638	0	0
184 M SPRINGBORO PUBLIC LIBRARY	2,927	28,650	16,334	0	5,249	50,233	0	0
<i>Totals - Crawford County</i>	87,226	687,741	532,004	0	454,981	1,674,726	0	0

2014 PENNSYLVANIA PUBLIC LIBRARY STATISTICS
ANALYSIS OF REVENUE, EXPENDITURES AND SERVICES OF STATE AIDED LIBRARIES
PART I EXPENDITURES

LIBRARIES BY COUNTY	SALARIES WAGES & BENEFITS	TOTAL LIBRARY MATERIALS	OTHER OPERATING TOTAL	TOTAL OPERATING EXPEND	TOT CAP EXP	OPR/ CAP	LOCAL OPERATING EXPEND	STATE OPERATING EXPEND	TOTAL FEDERAL EXPEND
152 M DOWNINGTOWN LIBRARY	202,368	60,139	48,956	311,463	832,149	7.222	181,556	69,137	60,770
153 M EASTTOWN LIBRARY & INFO CENTER	597,266	131,912	144,004	873,182	0	83.343	810,723	61,351	1,108
154 M HONEY BROOK COMM LIBRARY	92,720	19,228	29,025	140,973	0	8.167	95,020	45,953	0
155 M MALVERN PUBLIC LIBRARY	191,162	35,086	28,864	255,112	0	6.909	201,448	53,664	0
156 M OXFORD PUBLIC LIBRARY	227,666	38,319	48,570	314,555	244,049	12.185	235,634	73,846	5,075
157 M PARKESBURG FREE LIBRARY	116,892	21,981	34,547	173,420	0	13.249	130,126	43,294	0
158 M PHOENIXVILLE PUBLIC LIBRARY	616,091	114,047	151,702	881,840	0	23.387	793,646	88,194	0
159 M SPRING CITY FR PUBLIC LIBRARY	83,886	15,277	21,047	120,210	975,772	11.850	93,249	26,961	0
160 M TREDYFFRIN PUBLIC LIBRARY	980,032	179,348	337,407	1,496,787	0	43.285	1,378,934	100,956	16,897
161 M WEST CHESTER PUBLIC LIBRARY	283,809	60,306	181,142	525,257	0	9.153	442,797	82,460	0
<i>Totals - Chester County</i>	9,103,917	1,958,403	2,878,654	13,940,974	2,073,656	27.944	11,738,401	2,086,640	115,933
162 H CLARION COUNTY LIBRARY SYSTEM	32,643	15,151	6,969	54,763	0	0.000	29,262	25,501	0
163 M CLARION FREE LIBRARY	162,939	25,031	144,192	332,162	0	15.953	258,427	59,913	13,822
164 M ECCLES LESHER MEMORIAL LIBRARY	59,080	14,973	42,231	116,284	0	21.862	98,628	17,656	0
165 M FOXBURG FREE LIBRARY ASSOC	47,142	5,712	10,637	63,491	0	12.415	49,745	13,746	0
166 M KNOX PUBLIC LIBRARY	62,513	12,016	16,534	91,063	0	11.958	69,935	21,128	0
167 M REDBANK VALLEY PUBLIC LIBRARY	65,288	13,548	32,077	110,913	0	13.880	86,224	24,285	404
<i>Totals - Clarion County</i>	429,605	86,431	252,640	768,676	0	16.404	592,221	162,229	14,226
168 CLEARFIELD COUNTY PUBLIC LIBRARY	192,602	29,695	33,288	255,585	0	5.521	139,709	115,876	0
169 DUBOIS PUBLIC LIBRARY	171,878	35,354	75,592	282,824	0	15.355	222,444	60,380	0
170 JOSEPH & ELIZABETH SHAW LIB	128,407	37,883	51,630	217,920	0	12.872	161,967	55,953	0
<i>Totals - Clearfield County</i>	492,887	102,932	160,510	756,329	0	9.264	524,120	232,209	0
171 ANNIE HALENBAKE ROSS LIBRARY	315,151	62,551	150,828	528,530	0	13.470	380,866	142,866	4,798
<i>Totals - Clinton County</i>	315,151	62,551	150,828	528,530	0	13.470	380,866	142,866	4,798
172 BLOOMSBURG PUBLIC LIBRARY	209,626	38,476	71,292	319,394	0	14.376	260,889	56,725	1,780
173 COLUMBIA COUNTY TRAVELING LIB AUTH	57,093	19,422	24,724	101,239	0	3.357	79,708	21,531	0
174 MCBRIDE MEMORIAL LIBRARY	180,256	45,679	104,608	330,543	0	23.355	287,413	43,130	0
<i>Totals - Columbia County</i>	446,975	103,577	200,624	751,176	0	41	628,010	121,386	1,780
175 H CRAWFORD CO FED LIB SYSTEM	0	1,250	59,391	60,641	0	0.000	60,427	214	0
176 M BENSON MEMORIAL LIBRARY, INC.	234,694	45,090	78,137	357,921	0	24.015	222,778	135,143	0
177 M CAMBRIDGE SPRINGS PUB LIBRARY ASSOC	53,588	17,072	20,375	91,035	0	10.762	74,701	16,334	0
178 M COCHRANTON AREA PUBLIC LIBRARY	33,787	7,802	21,083	62,672	2,497	11.625	46,338	16,334	0
179 M JAMES A STONE MEMORIAL LIBRARY	26,287	9,091	18,709	54,087	0	15.515	37,753	16,334	0
180 M LINESVILLE PUBLIC LIBRARY	26,022	12,262	10,990	49,274	0	9.036	32,940	16,334	0
181 M MARGARET SHONTZ MEM LIBRARY	34,804	10,128	11,922	56,854	0	13.566	40,520	16,334	0
182 M MEADVILLE LIB ART & HIST ASSOC	702,588	96,935	128,157	927,680	0	24.155	645,371	282,309	0
183 M SAEGERTOWN AREA LIBRARY	46,183	13,603	16,465	76,251	0	19.015	59,917	16,334	0
184 M SPRINGBORO PUBLIC LIBRARY	28,413	10,082	11,063	49,558	0	16.931	33,224	16,334	0
<i>Totals - Crawford County</i>	1,186,366	223,315	376,292	1,785,973	2,497	20.475	1,253,969	532,004	0

2014 PENNSYLVANIA PUBLIC LIBRARY STATISTICS
 ANALYSIS OF REVENUE, EXPENDITURES AND SERVICES OF STATE AIDED LIBRARIES
 PART I HOURS & STAFF

LIBRARIES BY COUNTY	POPULA- TION SERVED	HOURS OPEN WEEKLY	TOTAL REGIS- TRATION	PROFES- SIONAL STAFF	LIBRARIAN STAFF	OTHER PAID STAFF	VOLUN- TEER STAFF
185 H CUMBERLAND COUNTY LIBRARY SYSTEM	0		1,096	4.99	0.00	9.79	0.21
186 M AMELIA S GIVIN LIBRARY	11,973	51	3,508	1.00	0.00	4.82	0.00
187 M BOSLER FREE LIBRARY	53,325	66	18,275	5.12	0.99	22.80	1.73
188 M CLEVE J. FREDRICKSEN LIBRARY	81,763	65	24,379	5.44	2.11	17.49	9.52
189 M JOHN GRAHAM PUBLIC LIBRARY	11,423	54	2,279	0.66	1.00	1.89	0.00
190 M JOSEPH T SIMPSON PUB LIBRARY	48,089	62	19,473	4.69	2.00	11.60	1.60
191 M NEW CUMBERLAND PUBLIC LIBRARY	7,277	45	8,206	1.89	0.00	6.29	0.83
192 M SHIPPENSBURG PUBLIC LIBRARY	30,881	60	10,280	1.01	0.00	9.73	0.37
<i>Totals - Cumberland County</i>	244,731		87,496	24.80	6.09	84.41	14.27
193 DAUPHIN COUNTY LIBRARY SYSTEM	234,520	65	129,425	17.01	0.00	81.89	4.29
194 HERSHEY PUBLIC LIBRARY	24,679	61	46,235	6.20	0.00	8.40	1.00
195 MIDDLETOWN PUBLIC LIBRARY	8,901	45	12,013	1.00	1.00	2.70	1.13
<i>Totals - Dauphin County</i>	268,100		187,673	24.21	1.00	92.99	6.42
196 H DELAWARE COUNTY LIBRARY SYSTEM	98,829	40	27,242	6.29	0.00	11.57	0.43
197 M ASTON FREE LIBRARY	16,592	54	5,895	1.43	0.00	2.29	1.34
198 M BOROUGH OF FOLCROFT PUBLIC LIBRARY	6,606	45	2,673	2.00	0.00	3.00	0.13
199 M COLLINGDALE PUBLIC LIBRARY	8,786	45	3,791	0.00	0.71	1.71	0.57
200 M DARBY LIBRARY	10,687	46	7,811	0.00	0.57	1.43	0.00
201 M GLENOLDEN LIBRARY	7,153	46	810	0.00	1.14	1.14	0.14
202 M HAVERFORD TOWNSHIP FREE LIBRARY	48,484	59	22,588	6.74	0.00	11.43	1.17
203 M HELEN KATE FURNESS FR LIBRARY	14,619	51	8,190	2.40	0.00	0.90	1.28
204 M J LEWIS CROZER LIBRARY	33,972	47	12,632	2.00	2.00	5.00	0.00
205 M LANSDOWNE PUBLIC LIBRARY	10,620	66	8,372	2.08	1.00	6.15	1.08
206 M MARPLE PUBLIC LIBRARY	23,428	63	19,876	1.00	4.54	6.17	0.57
207 M MARY M CAMPBELL LIBRARY	2,397	35	477	1.00	0.00	1.29	0.00
208 M MED UPPER PROV FREE LIBRARY	15,469	55	8,653	4.28	0.00	2.42	0.53
209 M MEM LIBRARY OF RADNOR TWNSHP	31,531	72	14,368	8.69	0.00	8.48	0.24
210 M MIDDLETOWN FREE LIBRARY	15,807	55	7,063	1.00	2.00	4.32	0.53
211 M NEWTOWN PUBLIC LIBRARY	12,216	47	5,931	2.60	0.00	1.48	1.23
212 M NORWOOD PUBLIC LIBRARY	5,890	47	2,485	0.00	0.86	2.49	0.00
213 M PROSPECT PARK FREE LIBRARY	6,454	35	2,804	0.00	0.83	1.34	0.00
214 M RACHEL KOHL COMMUNITY LIBRARY	17,231	58	15,681	2.00	0.00	3.88	2.13
215 M RIDLEY PARK PUBLIC LIBRARY	7,002	45	3,431	0.00	0.86	2.66	0.00
216 M RIDLEY TOWNSHIP PUBLIC LIBRARY	30,768	52	11,502	4.29	0.00	7.94	0.17
217 M SHARON HILL PUBLIC LIBRARY	5,697	41	4,027	0.00	1.14	1.97	0.00
218 M SPRINGFIELD TOWNSHIP LIBRARY	24,211	61	16,147	4.00	0.00	6.26	0.09
219 M SWARTHMORE PUBLIC LIBRARY	6,194	62	4,465	1.00	1.00	1.89	1.80
220 M TINICUM MEMORIAL PUB LIBRARY	4,091	39	2,216	0.00	0.80	2.26	0.00
221 M UPPER DARBY TWP & SELLERS MEM LIB	82,795	73	38,046	10.30	1.00	16.11	0.00
222 M YEADON PUBLIC LIBRARY	11,443	59	6,677	1.00	1.00	5.30	0.40
<i>Totals - Delaware County</i>	558,972		263,853	64.09	19.46	120.85	13.80

2014 PENNSYLVANIA PUBLIC LIBRARY STATISTICS
 ANALYSIS OF REVENUE, EXPENDITURES AND SERVICES OF STATE AIDED LIBRARIES
 PART I COLLECTION

LIBRARIES BY COUNTY	CATL ITEMS EOY	ITEMS/ CAPITA	PERIOD- ICAL PRINT TITLES	PERIOD- ICAL eTITLES	TOTAL CIRC	CIRC/ CAPITA	TURN- OVER	INTER LOAN LENT	INTER LOAN BORROW	WEB ACCESS PCs
185 H CUMBERLAND COUNTY LIBRARY SYSTEM	22,800	0.00	12	0	98,472	0.00	4.32	1,072	4,802	0
186 M AMELIA S GIVIN LIBRARY	34,978	2.92	90	0	131,603	10.99	3.76	28,505	20,925	6
187 M BOSLER FREE LIBRARY	108,752	2.04	155	0	483,276	9.06	4.44	41,802	65,574	36
188 M CLEVE J. FREDRICKSEN LIBRARY	142,350	1.74	154	0	860,962	10.53	6.05	81,511	90,961	28
189 M JOHN GRAHAM PUBLIC LIBRARY	36,350	3.18	94	0	56,219	4.92	1.55	16,747	15,336	5
190 M JOSEPH T SIMPSON PUB LIBRARY	110,358	2.29	125	0	556,528	11.57	5.04	59,921	67,377	17
191 M NEW CUMBERLAND PUBLIC LIBRARY	86,832	11.93	94	0	206,237	28.34	2.38	44,853	26,189	9
192 M SHIPPENSBURG PUBLIC LIBRARY	62,901	2.04	111	0	225,446	7.30	3.58	50,093	32,830	10
<i>Totals - Cumberland County</i>	605,321	2.47	835	0	2,618,743	10.70	4.33	324,504	323,994	111
193 DAUPHIN COUNTY LIBRARY SYSTEM	388,233	1.66	232	0	1,176,669	5.02	3.03	6,344	6,086	149
194 HERSHEY PUBLIC LIBRARY	126,714	5.13	176	2	315,517	12.78	2.49	1,406	1,298	32
195 MIDDLETOWN PUBLIC LIBRARY	28,160	3.16	42	0	51,495	5.79	1.83	3,929	3,779	9
<i>Totals - Dauphin County</i>	543,107	2.03	450	2	1,543,681	5.76	2.84	11,679	11,163	190
196 H DELAWARE COUNTY LIBRARY SYSTEM	27,445	0.28	41	133	240,951	2.44	8.78	1,974	0	2
197 M ASTON FREE LIBRARY	49,489	2.98	55	0	107,942	6.51	2.18	11,882	12,168	12
198 M BOROUGH OF FOLCROFT PUBLIC LIBRARY	23,275	3.52	27	0	13,975	2.12	0.60	5,781	4,893	10
199 M COLLINGDALE PUBLIC LIBRARY	35,280	4.02	30	0	13,068	1.49	0.37	2,923	1,331	8
200 M DARBY LIBRARY	18,139	1.70	10	0	9,934	0.93	0.55	1,917	440	5
201 M GLENOLDEN LIBRARY	19,572	2.74	18	0	9,905	1.38	0.51	1,059	1,849	4
202 M HAVERFORD TOWNSHIP FREE LIBRARY	128,733	2.66	129	0	316,206	6.52	2.46	22,696	21,693	20
203 M HELEN KATE FURNESS FR LIBRARY	39,717	2.72	61	0	60,255	4.12	1.52	4,276	10,159	7
204 M J LEWIS CROZER LIBRARY	52,733	1.55	88	0	25,476	0.75	0.48	7,394	2,241	10
205 M LANSDOWNE PUBLIC LIBRARY	70,484	6.64	62	119	86,564	8.15	1.23	10,923	10,478	12
206 M MARPLE PUBLIC LIBRARY	80,005	3.41	79	0	236,325	10.09	2.95	9,034	7,342	24
207 M MARY M CAMPBELL LIBRARY	18,084	7.54	34	0	5,438	2.27	0.30	1,278	1,199	4
208 M MED UPPER PROV FREE LIBRARY	35,533	2.30	79	0	84,863	5.49	2.39	7,557	17,974	13
209 M MEM LIBRARY OF RADNOR TWNSHP	129,501	4.11	156	0	251,241	7.97	1.94	21,349	13,379	18
210 M MIDDLETOWN FREE LIBRARY	55,547	3.51	50	0	132,891	8.41	2.39	13,441	11,584	9
211 M NEWTOWN PUBLIC LIBRARY	56,270	4.61	79	0	81,196	6.65	1.44	9,045	6,022	10
212 M NORWOOD PUBLIC LIBRARY	23,722	4.03	15	0	31,662	5.38	1.33	3,647	2,446	6
213 M PROSPECT PARK FREE LIBRARY	12,242	1.90	13	0	12,710	1.97	1.04	2,371	1,285	4
214 M RACHEL KOHL COMMUNITY LIBRARY	44,404	2.58	61	0	139,114	8.07	3.13	5,725	20,534	9
215 M RIDLEY PARK PUBLIC LIBRARY	18,726	2.67	39	0	25,942	3.70	1.39	3,691	3,349	7
216 M RIDLEY TOWNSHIP PUBLIC LIBRARY	55,712	1.81	138	0	136,185	4.43	2.44	12,454	11,724	18
217 M SHARON HILL PUBLIC LIBRARY	18,910	3.32	10	0	16,583	2.91	0.88	1,626	4,752	4
218 M SPRINGFIELD TOWNSHIP LIBRARY	122,339	5.05	86	0	150,480	6.22	1.23	11,236	13,283	10
219 M SWARTHMORE PUBLIC LIBRARY	56,623	9.14	94	0	104,739	16.91	1.85	7,564	8,865	5
220 M TINICUM MEMORIAL PUB LIBRARY	24,584	6.01	16	43	13,935	3.41	0.57	973	1,299	9
221 M UPPER DARBY TWP & SELLERS MEM LIB	134,375	1.62	155	0	219,203	2.65	1.63	14,863	32,331	37
222 M YEADON PUBLIC LIBRARY	46,893	4.10	69	0	35,272	3.08	0.75	6,047	2,941	6
<i>Totals - Delaware County</i>	1,398,337	2.50	1,694	295	2,562,055	4.58	1.83	202,726	225,561	283

2014 PENNSYLVANIA PUBLIC LIBRARY STATISTICS
ANALYSIS OF REVENUE, EXPENDITURES AND SERVICES OF STATE AIDED LIBRARIES
PART I REVENUE

LIBRARIES BY COUNTY	POPULA- TION SERVED	TOTAL LOCAL GOV REVENUE	STATE REVENUE	FEDERAL REVENUE	OTHER REVENUE	TOTAL REVENUE	SCHOOL BOARD REVENUE	EMPLOY- MENT PROGRAMS
185 H CUMBERLAND COUNTY LIBRARY SYSTEM	0	853,229	351,113	0	110,314	1,314,656	0	0
186 M AMELIA S GIVIN LIBRARY	11,973	161,269	46,671	0	117,584	325,524	0	0
187 M BOSLER FREE LIBRARY	53,325	503,500	173,933	20,014	733,955	1,431,402	0	0
188 M CLEVE J. FREDRICKSEN LIBRARY	81,763	739,340	209,734	0	366,004	1,315,078	0	0
189 M JOHN GRAHAM PUBLIC LIBRARY	11,423	102,651	29,416	0	16,414	148,481	0	0
190 M JOSEPH T SIMPSON PUB LIBRARY	48,089	506,162	135,772	0	286,476	928,410	7,698	0
191 M NEW CUMBERLAND PUBLIC LIBRARY	7,277	238,190	66,116	0	121,113	425,419	0	0
192 M SHIPPENSBURG PUBLIC LIBRARY	30,881	273,813	63,076	0	241,751	578,640	25	0
<i>Totals - Cumberland County</i>	244,731	3,378,154	1,075,831	20,014	1,993,611	6,467,610	7,723	0
193 DAUPHIN COUNTY LIBRARY SYSTEM	234,520	4,530,339	1,336,575	4,478	671,745	6,543,137	0	0
194 HERSHEY PUBLIC LIBRARY	24,679	1,006,280	66,631	0	66,123	1,139,034	0	0
195 MIDDLETOWN PUBLIC LIBRARY	8,901	57,375	30,010	0	56,328	143,713	0	0
<i>Totals - Dauphin County</i>	268,100	5,593,994	1,433,216	4,478	794,196	7,825,884	0	0
196 H DELAWARE COUNTY LIBRARY SYSTEM	98,829	1,397,885	887,486	0	61,445	2,346,816	0	0
197 M ASTON FREE LIBRARY	16,592	92,390	40,833	0	64,891	198,115	0	0
198 M BOROUGH OF FOLCROFT PUBLIC LIBRARY	6,606	105,768	21,882	10,500	11,955	150,105	1,000	0
199 M COLLINGDALE PUBLIC LIBRARY	8,786	47,384	16,538	13,977	16,959	94,858	1,000	7,212
200 M DARBY LIBRARY	10,687	40,874	20,025	12,622	29,764	103,285	0	12,622
201 M GLENOLDEN LIBRARY	7,153	58,232	19,376	10,500	3,092	91,200	0	0
202 M HAVERFORD TOWNSHIP FREE LIBRARY	48,484	1,094,398	153,169	0	166,272	1,413,839	0	0
203 M HELEN KATE FURNESS FR LIBRARY	14,619	98,038	44,604	0	128,622	271,264	0	0
204 M J LEWIS CROZER LIBRARY	33,972	369,812	112,471	17,833	36,368	536,484	0	17,833
205 M LANSDOWNE PUBLIC LIBRARY	10,620	443,552	37,853	0	46,327	527,732	0	0
206 M MARPLE PUBLIC LIBRARY	23,428	634,632	81,110	0	107,220	822,962	0	0
207 M MARY M CAMPBELL LIBRARY	2,397	65,959	9,378	10,500	3,338	89,175	0	0
208 M MED UPPER PROV FREE LIBRARY	15,469	205,501	50,899	0	134,989	391,389	8,000	0
209 M MEM LIBRARY OF RADNOR TWNSHP	31,531	883,079	98,024	236	188,274	1,169,613	0	0
210 M MIDDLETOWN FREE LIBRARY	15,807	287,642	51,360	11,439	170,966	521,407	8,000	0
211 M NEWTOWN PUBLIC LIBRARY	12,216	207,341	37,880	0	61,796	307,017	0	0
212 M NORWOOD PUBLIC LIBRARY	5,890	102,831	20,542	10,500	25,186	159,059	0	0
213 M PROSPECT PARK FREE LIBRARY	6,454	31,979	14,456	0	17,584	64,019	0	0
214 M RACHEL KOHL COMMUNITY LIBRARY	17,231	253,262	35,758	0	152,238	441,258	0	0
215 M RIDLEY PARK PUBLIC LIBRARY	7,002	120,485	23,029	0	2,622	146,136	1,000	0
216 M RIDLEY TOWNSHIP PUBLIC LIBRARY	30,768	469,043	98,304	0	60,290	627,637	2,000	0
217 M SHARON HILL PUBLIC LIBRARY	5,697	68,403	18,111	8,642	6,017	101,173	1,000	8,642
218 M SPRINGFIELD TOWNSHIP LIBRARY	24,211	762,677	74,118	0	100,013	936,808	0	0
219 M SWARTHMORE PUBLIC LIBRARY	6,194	135,618	23,277	0	129,510	288,405	0	0
220 M TINICUM MEMORIAL PUB LIBRARY	4,091	97,477	15,606	10,500	4,315	127,898	0	0
221 M UPPER DARBY TWP & SELLERS MEM LIB	82,795	1,125,886	240,840	10,500	101,846	1,479,072	0	0
222 M YEADON PUBLIC LIBRARY	11,443	365,619	37,567	1,972	30,939	436,097	0	1,972
<i>Totals - Delaware County</i>	558,972	9,565,767	2,284,496	129,721	1,862,838	13,842,823	22,000	48,281

2014 PENNSYLVANIA PUBLIC LIBRARY STATISTICS
 ANALYSIS OF REVENUE, EXPENDITURES AND SERVICES OF STATE AIDED LIBRARIES
 PART I EXPENDITURES

LIBRARIES BY COUNTY	SALARIES WAGES & BENEFITS	TOTAL LIBRARY MATERIALS	OTHER OPERATING TOTAL	TOTAL OPERATING EXPEND	TOT CAP EXP	OPR/ CAP	LOCAL OPERATING EXPEND	STATE OPERATING EXPEND	TOTAL FEDERAL EXPEND
185 H CUMBERLAND COUNTY LIBRARY SYSTEM	867,185	176,817	520,644	1,564,646	0	0.000	1,213,533	351,113	0
186 M AMELIA S GIVIN LIBRARY	206,963	43,921	90,133	341,017	50,803	28.482	294,346	46,671	0
187 M BOSLER FREE LIBRARY	686,367	115,062	349,289	1,150,718	0	21.579	956,771	173,933	20,014
188 M CLEVE J. FREDRICKSEN LIBRARY	835,693	170,810	316,129	1,322,632	0	16.176	1,112,898	209,734	0
189 M JOHN GRAHAM PUBLIC LIBRARY	81,278	21,561	31,438	134,277	0	11.755	104,861	29,416	0
190 M JOSEPH T SIMPSON PUB LIBRARY	531,680	103,898	190,596	826,174	0	17.180	690,402	135,772	0
191 M NEW CUMBERLAND PUBLIC LIBRARY	295,528	50,996	93,282	439,806	0	60.438	373,690	66,116	0
192 M SHIPPENSBURG PUBLIC LIBRARY	327,013	69,726	173,961	570,700	104,963	18.481	507,624	63,076	0
<i>Totals - Cumberland County</i>	3,831,707	752,791	1,765,472	6,349,970	155,766	25.947	5,254,125	1,075,831	20,014
193 DAUPHIN COUNTY LIBRARY SYSTEM	3,696,473	861,442	1,700,715	6,258,630	0	26.687	4,917,577	1,336,575	4,478
194 HERSHEY PUBLIC LIBRARY	808,276	134,799	195,959	1,139,034	0	46.154	1,072,403	66,631	0
195 MIDDLETOWN PUBLIC LIBRARY	86,060	34,909	48,865	169,834	0	19.080	139,824	30,010	0
<i>Totals - Dauphin County</i>	4,590,809	1,031,150	1,945,539	7,567,498	0	28.226	6,129,804	1,433,216	4,478
196 H DELAWARE COUNTY LIBRARY SYSTEM	1,035,694	784,172	125	1,819,991	0	18.416	924,065	887,486	8,440
197 M ASTON FREE LIBRARY	108,440	40,799	24,098	173,337	0	10.447	132,504	40,833	0
198 M BOROUGH OF FOLCROFT PUBLIC LIBRARY	102,115	24,485	20,977	147,577	0	22.340	110,695	21,882	15,000
199 M COLLINGDALE PUBLIC LIBRARY	58,603	9,820	24,233	92,656	0	10.546	59,241	16,538	16,877
200 M DARBY LIBRARY	71,952	4,755	21,497	98,204	0	9.189	65,557	20,025	12,622
201 M GLENOLDEN LIBRARY	60,948	4,312	19,975	85,235	0	11.916	50,859	19,376	15,000
202 M HAVERFORD TOWNSHIP FREE LIBRARY	917,659	169,341	253,737	1,340,737	0	27.653	1,187,568	153,169	0
203 M HELEN KATE FURNESS FR LIBRARY	166,422	24,100	57,449	247,971	0	16.962	203,367	44,604	0
204 M J LEWIS CROZER LIBRARY	318,933	46,419	133,322	498,675	0	14.679	368,371	112,471	17,833
205 M LANSDOWNE PUBLIC LIBRARY	407,320	59,790	58,990	526,100	0	49.539	488,247	37,853	0
206 M MARPLE PUBLIC LIBRARY	636,144	119,608	68,762	824,514	0	35.194	743,404	81,110	0
207 M MARY M CAMPBELL LIBRARY	65,055	9,145	19,650	93,850	0	39.153	69,472	9,378	15,000
208 M MED UPPER PROV FREE LIBRARY	201,511	44,684	103,168	349,363	26,948	22.585	298,464	50,899	0
209 M MEM LIBRARY OF RADNOR TWNSHP	960,792	167,338	248,385	1,376,515	0	43.656	1,278,255	98,024	236
210 M MIDDLETOWN FREE LIBRARY	272,348	56,873	144,042	473,263	0	29.940	414,715	51,360	7,188
211 M NEWTOWN PUBLIC LIBRARY	169,855	38,206	95,752	303,813	0	24.870	265,933	37,880	0
212 M NORWOOD PUBLIC LIBRARY	86,653	23,028	28,788	138,469	0	23.509	102,927	20,542	15,000
213 M PROSPECT PARK FREE LIBRARY	54,182	9,236	23,818	87,236	0	13.517	58,806	14,456	13,974
214 M RACHEL KOHL COMMUNITY LIBRARY	188,052	30,822	133,657	352,531	0	20.459	316,773	35,758	0
215 M RIDLEY PARK PUBLIC LIBRARY	104,370	14,195	6,882	125,447	0	17.916	102,418	23,029	0
216 M RIDLEY TOWNSHIP PUBLIC LIBRARY	476,595	90,770	41,732	609,097	0	19.796	510,793	98,304	0
217 M SHARON HILL PUBLIC LIBRARY	95,572	8,413	4,108	108,093	0	18.974	81,340	18,111	8,642
218 M SPRINGFIELD TOWNSHIP LIBRARY	755,844	110,730	85,187	951,761	0	39.311	877,643	74,118	0
219 M SWARTHMORE PUBLIC LIBRARY	188,140	41,473	103,298	332,911	0	53.747	309,634	23,277	0
220 M TINICUM MEMORIAL PUB LIBRARY	80,301	13,519	33,052	126,872	0	31.012	96,266	15,606	15,000
221 M UPPER DARBY TWP & SELLERS MEM LIB	1,200,807	115,583	301,380	1,617,770	0	19.539	1,361,930	240,840	15,000
222 M YEADON PUBLIC LIBRARY	233,237	46,192	79,138	358,567	150,000	31.335	319,028	37,567	1,972
<i>Totals - Delaware County</i>	9,017,545	2,107,808	2,135,202	13,260,555	176,948	23.723	10,798,275	2,284,496	177,784

2014 PENNSYLVANIA PUBLIC LIBRARY STATISTICS
 ANALYSIS OF REVENUE, EXPENDITURES AND SERVICES OF STATE AIDED LIBRARIES
 PART I HOURS & STAFF

LIBRARIES BY COUNTY	POPULA- TION SERVED	HOURS OPEN WEEKLY	TOTAL REGIS- TRATION	PROFES- SIONAL STAFF	LIBRARIAN STAFF	OTHER PAID STAFF	VOLUN- TEER STAFF
223 JOHNSONBURG PUBLIC LIBRARY	2,483	40	3,259	0.00	1.00	0.46	0.17
224 RIDGWAY FREE PUBLIC LIBRARY	8,286	46	5,105	0.00	1.00	1.98	0.00
225 SAINT MARYS PUBLIC LIBRARY	13,070	50	6,904	1.00	0.00	4.10	0.00
226 WILCOX PUBLIC LIBRARY	1,624	26	762	0.00	0.63	0.00	0.11
<i>Totals - Elk County</i>	25,463		16,030	1.00	2.63	6.53	0.29
227 ALBION AREA PUBLIC LIBRARY	1,516	26	2,909	0.00	0.74	0.74	0.03
228 CORRY PUBLIC LIBRARY	11,963	53	9,753	1.00	0.00	5.82	0.13
229 ERIE COUNTY PUBLIC LIBRARY	245,988	66	113,832	15.01	1.01	55.20	0.53
230 MCCORD MEMORIAL LIBRARY	10,609	54	8,172	1.00	0.00	4.14	0.00
231 RICE AVENUE COMMUNITY PUBLIC LIBRARY	6,135	34	4,091	0.00	1.00	0.65	0.08
232 UNION CITY PUBLIC LIBRARY	6,894	45	5,204	0.00	1.00	1.05	0.13
233 WATERFORD PUBLIC LIBRARY	1,517	26	1,601	0.00	0.57	0.29	0.00
<i>Totals - Erie County</i>	284,622		145,562	17.01	4.33	67.89	0.90
234 BROWNSVILLE FR PUBLIC LIBRARY	15,055	38	2,649	1.01	0.00	1.20	0.00
235 CARNEGIE FREE LIBRARY	34,479	50	10,214	3.14	0.00	6.14	0.46
236 GERMAN MASONTOWN PUB LIBRARY	10,352	32	5,811	0.91	0.00	1.69	0.17
237 UNIONTOWN PUBLIC LIBRARY	10,372	45	5,792	0.62	0.00	4.49	0.00
<i>Totals - Fayette County</i>	70,258		24,466	5.69	0.00	13.52	0.63
238 MARIENVILLE AREA LIBRARY	4,395	35	1,522	0.00	1.00	0.34	0.00
239 SARAH S BOVARD MEM LIBRARY	3,321	45	3,503	0.00	1.00	0.63	0.57
<i>Totals - Forest County</i>	7,716		5,025	0.00	2.00	0.97	0.57
240 H FRANKLIN COUNTY LIBRARY SYSTEM	115,716	66	56,718	7.17	1.31	32.91	2.00
241 M ALEXANDER HAMILTON MEM FR LIB	24,577	47	10,614	2.00	0.00	5.26	0.34
<i>Totals - Franklin County</i>	140,293		67,332	9.17	1.31	38.17	2.34
242 FULTON COUNTY LIBRARY	14,845	55	10,012	1.01	0.00	4.85	0.51
<i>Totals - Fulton County</i>	14,845		10,012	1.01	0.00	4.85	0.51
243 H GREENE COUNTY LIBRARY SYSTEM	0	0	0	1.23	0.00	0.00	0.00
244 M EVA K BOWLBY PUBLIC LIBRARY	26,468	52	5,412	1.00	0.86	7.60	3.26
245 M FLENNIKEN PUBLIC LIBRARY	12,218	50	6,014	1.00	0.49	1.83	1.20
<i>Totals - Greene County</i>	38,686		11,426	3.23	1.34	9.43	4.46
246 HUNTINGDON COUNTY LIBRARY	45,913	50	8,203	1.01	0.00	8.27	0.11
<i>Totals - Huntingdon County</i>	45,913		8,203	1.01	0.00	8.27	0.11
247 BLAIRSVILLE PUBLIC LIBRARY	3,412	35	2,697	0.00	2.17	0.00	0.11
248 BURRELL TOWNSHIP LIBRARY	4,393	30	1,085	0.00	0.89	0.00	0.43
249 INDIANA FREE LIBRARY INC	32,924	50	12,699	6.06	0.00	3.00	0.63
<i>Totals - Indiana County</i>	40,729		16,481	6.06	3.06	3.00	1.17

2014 PENNSYLVANIA PUBLIC LIBRARY STATISTICS
ANALYSIS OF REVENUE, EXPENDITURES AND SERVICES OF STATE AIDED LIBRARIES
PART I COLLECTION

LIBRARIES BY COUNTY		CATL ITEMS EOY	ITEMS/ CAPITA	PERIOD- ICAL PRINT TITLES	PERIOD- ICAL eTITLES	TOTAL CIRC	CIRC/ CAPITA	TURN- OVER	INTER LOAN LENT	INTER LOAN BORROW	WEB ACCESS PCs
223	JOHNSONBURG PUBLIC LIBRARY	28,274	11.39	30	0	11,507	4.63	0.41	50	31	5
224	RIDGWAY FREE PUBLIC LIBRARY	23,617	2.85	34	0	24,529	2.96	1.04	22	33	7
225	SAINT MARYS PUBLIC LIBRARY	52,758	4.04	55	0	78,011	5.97	1.48	178	413	16
226	WILCOX PUBLIC LIBRARY	16,155	9.95	10	0	3,840	2.36	0.24	15	2	3
	<i>Totals - Elk County</i>	120,804	4.74	129	0	117,887	4.63	0.98	265	479	31
227	ALBION AREA PUBLIC LIBRARY	18,088	11.93	10	0	19,725	13.01	1.09	2,494	2,209	4
228	CORRY PUBLIC LIBRARY	77,797	6.50	97	0	83,641	6.99	1.08	10,987	6,182	15
229	ERIE COUNTY PUBLIC LIBRARY	374,246	1.52	376	0	1,287,012	5.23	3.44	36,668	31,451	80
230	MCCORD MEMORIAL LIBRARY	41,584	3.92	73	3	76,198	7.18	1.83	6,320	6,275	8
231	RICE AVENUE COMMUNITY PUBLIC LIBRARY	18,086	2.95	22	0	35,442	5.78	1.96	4,334	9,609	6
232	UNION CITY PUBLIC LIBRARY	27,544	4.00	38	0	27,460	3.98	1.00	4,164	4,119	10
233	WATERFORD PUBLIC LIBRARY	18,730	12.35	33	0	20,373	13.43	1.09	3,051	5,822	1
	<i>Totals - Erie County</i>	576,075	2.02	649	3	1,549,851	5.45	2.69	68,018	65,667	124
234	BROWNSVILLE FR PUBLIC LIBRARY	19,003	1.26	38	0	11,753	0.78	0.62	54	148	3
235	CARNEGIE FREE LIBRARY	37,051	1.07	25	0	19,729	0.57	0.53	28	150	15
236	GERMAN MASONTOWN PUB LIBRARY	27,827	2.69	43	0	16,303	1.57	0.59	48	164	9
237	UNIONTOWN PUBLIC LIBRARY	93,819	9.05	55	0	54,239	5.23	0.58	151	403	15
	<i>Totals - Fayette County</i>	177,700	2.53	161	0	102,024	1.45	0.57	281	865	42
238	MARIENVILLE AREA LIBRARY	18,903	4.30	37	0	8,187	1.86	0.43	66	317	6
239	SARAH S BOVARD MEM LIBRARY	29,801	8.97	33	0	18,950	5.71	0.64	335	126	8
	<i>Totals - Forest County</i>	48,704	6.31	70	0	27,137	3.52	0.56	401	443	14
240 H	FRANKLIN COUNTY LIBRARY SYSTEM	249,190	2.15	146	1	377,486	3.26	1.51	3,223	2,510	80
241 M	ALEXANDER HAMILTON MEM FR LIB	48,109	1.96	78	0	74,953	3.05	1.56	108	478	14
	<i>Totals - Franklin County</i>	297,299	2.12	224	1	452,439	3.22	1.52	3,331	2,988	94
242	FULTON COUNTY LIBRARY	65,449	4.41	84	0	71,584	4.82	1.09	7,638	1,397	19
	<i>Totals - Fulton County</i>	65,449	4.41	84	0	71,584	4.82	1.09	7,638	1,397	19
243 H	GREENE COUNTY LIBRARY SYSTEM	0	0.00	0	0	0	0.00	0.00	0	0	0
244 M	EVA K BOWLBY PUBLIC LIBRARY	64,277	2.43	79	0	37,239	1.41	0.58	44	327	20
245 M	FLENNIKEN PUBLIC LIBRARY	27,780	2.27	61	0	20,750	1.70	0.75	211	77	10
	<i>Totals - Greene County</i>	92,057	2.38	140	0	57,989	1.50	0.63	255	404	30
246	HUNTINGDON COUNTY LIBRARY	50,676	1.10	75	0	67,052	1.46	1.32	54	201	6
	<i>Totals - Huntingdon County</i>	50,676	1.10	75	0	67,052	1.46	1.32	54	201	6
247	BLAIRSVILLE PUBLIC LIBRARY	38,075	11.16	32	0	27,205	7.97	0.71	105	118	10
248	BURRELL TOWNSHIP LIBRARY	17,946	4.09	12	0	10,423	2.37	0.58	8	28	8
249	INDIANA FREE LIBRARY INC	81,885	2.49	102	0	94,213	2.86	1.15	185	878	13
	<i>Totals - Indiana County</i>	137,906	3.39	146	0	131,841	3.24	0.96	298	1,024	31

2014 PENNSYLVANIA PUBLIC LIBRARY STATISTICS
 ANALYSIS OF REVENUE, EXPENDITURES AND SERVICES OF STATE AIDED LIBRARIES
 PART I REVENUE

LIBRARIES BY COUNTY		POPULA- TION SERVED	TOTAL LOCAL GOV REVENUE	STATE REVENUE	FEDERAL REVENUE	OTHER REVENUE	TOTAL REVENUE	SCHOOL BOARD REVENUE	EMPLOY- MENT PROGRAMS
223	JOHNSONBURG PUBLIC LIBRARY	2,483	27,000	15,132	0	38,279	80,411	0	2,550
224	RIDGWAY FREE PUBLIC LIBRARY	8,286	24,858	42,927	0	37,366	105,151	0	1,536
225	SAINT MARYS PUBLIC LIBRARY	13,070	126,600	48,015	0	260,679	435,294	0	2,070
226	WILCOX PUBLIC LIBRARY	1,624	11,599	6,763	0	24,248	42,610	0	1,368
	<i>Totals - Elk County</i>	25,463	190,057	112,837	0	360,572	663,466	0	7,524
227	ALBION AREA PUBLIC LIBRARY	1,516	11,042	3,945	0	37,880	52,867	0	0
228	CORRY PUBLIC LIBRARY	11,963	217,376	39,277	0	36,127	292,780	171,734	0
229	ERIE COUNTY PUBLIC LIBRARY	245,988	4,865,782	1,375,083	10,198	200,609	6,451,672	2,445	0
230	MCCORD MEMORIAL LIBRARY	10,609	97,346	38,998	0	92,249	228,593	0	882
231	RICE AVENUE COMMUNITY PUBLIC LIBRARY	6,135	32,997	9,560	0	29,833	72,390	0	0
232	UNION CITY PUBLIC LIBRARY	6,894	41,063	22,840	4,613	24,009	92,525	0	4,613
233	WATERFORD PUBLIC LIBRARY	1,517	21,898	3,742	0	7,103	32,743	0	0
	<i>Totals - Erie County</i>	284,622	5,287,504	1,493,445	14,811	427,810	7,223,570	174,179	5,495
234	BROWNSVILLE FR PUBLIC LIBRARY	15,055	12,160	24,801	0	36,032	72,993	0	0
235	CARNEGIE FREE LIBRARY	34,479	53,010	59,801	35,661	206,492	354,964	9,000	4,361
236	GERMAN MASONTOWN PUB LIBRARY	10,352	30,418	19,485	0	33,466	83,369	6,808	0
237	UNIONTOWN PUBLIC LIBRARY	10,372	180,000	43,647	10,500	133,297	367,444	0	0
	<i>Totals - Fayette County</i>	70,258	275,588	147,734	46,161	409,287	878,770	15,808	4,361
238	MARIENVILLE AREA LIBRARY	4,395	18,328	20,668	0	8,735	47,731	0	0
239	SARAH S BOVARD MEM LIBRARY	3,321	24,871	25,141	2,610	15,628	68,250	0	2,610
	<i>Totals - Forest County</i>	7,716	43,199	45,809	2,610	24,363	115,981	0	2,610
240 H	FRANKLIN COUNTY LIBRARY SYSTEM	115,716	1,220,611	550,479	0	382,972	2,154,062	0	0
241 M	ALEXANDER HAMILTON MEM FR LIB	24,577	153,255	55,000	0	57,096	265,351	0	0
	<i>Totals - Franklin County</i>	140,293	1,373,866	605,479	0	440,068	2,419,413	0	0
242	FULTON COUNTY LIBRARY	14,845	16,200	51,626	0	216,220	284,046	0	0
	<i>Totals - Fulton County</i>	14,845	16,200	51,626	0	216,220	284,046	0	0
243 H	GREENE COUNTY LIBRARY SYSTEM	0	32,750	31,085	0	0	63,835	0	0
244 M	EVA K BOWLBY PUBLIC LIBRARY	26,468	47,185	76,430	3,726	345,075	472,416	0	3,726
245 M	FLENNIKEN PUBLIC LIBRARY	12,218	57,749	50,953	14,092	66,171	188,965	0	14,092
	<i>Totals - Greene County</i>	38,686	137,684	158,468	17,818	411,246	725,216	0	17,818
246	HUNTINGDON COUNTY LIBRARY	45,913	68,051	128,622	0	163,728	360,401	0	0
	<i>Totals - Huntingdon County</i>	45,913	68,051	128,622	0	163,728	360,401	0	0
247	BLAIRSVILLE PUBLIC LIBRARY	3,412	22,475	12,858	6,427	36,819	78,579	0	6,427
248	BURRELL TOWNSHIP LIBRARY	4,393	11,000	6,695	0	30,922	48,617	0	0
249	INDIANA FREE LIBRARY INC	32,924	120,000	89,044	1,475	119,741	330,260	11,000	0
	<i>Totals - Indiana County</i>	40,729	153,475	108,597	7,902	187,482	457,456	11,000	6,427

2014 PENNSYLVANIA PUBLIC LIBRARY STATISTICS
 ANALYSIS OF REVENUE, EXPENDITURES AND SERVICES OF STATE AIDED LIBRARIES
 PART I EXPENDITURES

LIBRARIES BY COUNTY	SALARIES WAGES & BENEFITS	TOTAL LIBRARY MATERIALS	OTHER OPERATING TOTAL	TOTAL OPERATING EXPEND	TOT CAP EXP	OPR/ CAP	LOCAL OPERATING EXPEND	STATE OPERATING EXPEND	TOTAL FEDERAL EXPEND
223 JOHNSONBURG PUBLIC LIBRARY	40,057	15,850	36,086	91,993	0	37.049	76,861	15,132	0
224 RIDGWAY FREE PUBLIC LIBRARY	62,415	11,203	54,165	127,783	0	15.422	84,856	42,927	0
225 SAINT MARYS PUBLIC LIBRARY	138,200	32,546	85,311	256,057	0	19.591	208,042	48,015	0
226 WILCOX PUBLIC LIBRARY	13,558	4,689	17,592	35,839	0	22.068	29,076	6,763	0
<i>Totals - Elk County</i>	254,230	64,288	193,154	511,672	0	20.095	398,835	112,837	0
227 ALBION AREA PUBLIC LIBRARY	26,514	5,854	22,974	55,342	0	36.505	51,397	3,945	0
228 CORRY PUBLIC LIBRARY	169,575	44,329	56,980	270,884	0	22.643	231,607	39,277	0
229 ERIE COUNTY PUBLIC LIBRARY	4,006,243	745,387	1,738,185	6,489,815	0	26.383	5,077,349	1,402,268	10,198
230 MCCORD MEMORIAL LIBRARY	140,669	27,487	66,453	234,609	0	22.114	195,611	38,998	0
231 RICE AVENUE COMMUNITY PUBLIC LIBRARY	49,044	8,175	17,358	74,577	0	12.156	65,017	9,560	0
232 UNION CITY PUBLIC LIBRARY	48,466	10,420	22,198	81,084	0	11.762	53,631	22,840	4,613
233 WATERFORD PUBLIC LIBRARY	19,456	7,867	7,832	35,155	0	23.174	31,413	3,742	0
<i>Totals - Erie County</i>	4,459,967	849,519	1,931,980	7,241,466	0	25.442	5,706,025	1,520,630	14,811
234 BROWNSVILLE FR PUBLIC LIBRARY	47,914	3,787	18,278	69,979	0	4.648	45,178	24,801	0
235 CARNEGIE FREE LIBRARY	98,074	10,650	222,575	331,299	0	9.609	235,837	59,801	35,661
236 GERMAN MASONTOWN PUB LIBRARY	52,626	6,830	28,041	87,497	0	8.452	68,012	19,485	0
237 UNIONTOWN PUBLIC LIBRARY	226,244	36,458	85,720	348,422	0	33.593	289,776	43,647	14,999
<i>Totals - Fayette County</i>	424,858	57,725	354,614	837,197	0	11.916	638,803	147,734	50,660
238 MARIENVILLE AREA LIBRARY	28,960	5,889	13,231	48,080	0	10.940	27,412	20,668	0
239 SARAH S BOVARD MEM LIBRARY	40,113	10,357	17,010	67,480	0	20.319	39,729	25,141	2,610
<i>Totals - Forest County</i>	69,073	16,246	30,241	115,560	0	14.977	67,141	45,809	2,610
240 H FRANKLIN COUNTY LIBRARY SYSTEM	1,241,777	263,528	466,792	1,972,097	11,309	17.043	1,421,618	550,479	0
241 M ALEXANDER HAMILTON MEM FR LIB	202,770	45,002	152,872	400,644	1,792,985	16.302	345,644	55,000	0
<i>Totals - Franklin County</i>	1,444,547	308,530	619,664	2,372,741	1,804,294	16.913	1,767,262	605,479	0
242 FULTON COUNTY LIBRARY	171,659	44,824	79,469	295,952	0	19.936	244,326	51,626	0
<i>Totals - Fulton County</i>	171,659	44,824	79,469	295,952	0	19.936	244,326	51,626	0
243 H GREENE COUNTY LIBRARY SYSTEM	52,565	1,463	9,409	63,437	0	0.000	32,352	31,085	0
244 M EVA K BOWLBY PUBLIC LIBRARY	277,317	48,443	140,038	465,798	0	17.599	385,642	76,430	3,726
245 M FLENNIKEN PUBLIC LIBRARY	90,348	18,568	45,760	154,676	0	12.660	89,631	50,953	14,092
<i>Totals - Greene County</i>	420,230	68,474	195,207	683,911	0	17.679	507,625	158,468	17,818
246 HUNTINGDON COUNTY LIBRARY	226,706	52,457	117,498	396,661	0	8.639	268,039	128,622	0
<i>Totals - Huntingdon County</i>	226,706	52,457	117,498	396,661	0	8.639	268,039	128,622	0
247 BLAIRSVILLE PUBLIC LIBRARY	38,505	26,165	34,642	99,312	0	29.107	80,027	12,858	6,427
248 BURRELL TOWNSHIP LIBRARY	18,428	9,639	16,894	44,961	0	10.235	38,266	6,695	0
249 INDIANA FREE LIBRARY INC	252,191	45,193	56,318	353,702	0	10.743	264,658	89,044	0
<i>Totals - Indiana County</i>	309,124	80,997	107,854	497,975	0	12.227	382,951	108,597	6,427

2014 PENNSYLVANIA PUBLIC LIBRARY STATISTICS
 ANALYSIS OF REVENUE, EXPENDITURES AND SERVICES OF STATE AIDED LIBRARIES
 PART I HOURS & STAFF

LIBRARIES BY COUNTY	POPULA- TION SERVED	HOURS OPEN WEEKLY	TOTAL REGIS- TRATION	PROFES- SIONAL STAFF	LIBRARIAN STAFF	OTHER PAID STAFF	VOLUN- TEER STAFF
250 H JEFFERSON COUNTY LIBRARY	0		0	0.00	0.00	0.00	0.00
251 M MENGLE MEMORIAL LIBRARY	7,799	50	1,754	1.68	1.00	2.38	0.23
252 M PUNXSUTAWNEY MEMORIAL LIBRARY	15,760	50	3,694	1.00	0.00	2.75	0.00
253 M REBECCA M ARTHURS MEM LIBRARY	11,456	38	2,500	0.00	1.00	2.54	0.60
254 M REYNOLDSVILLE PUBLIC LIBRARY	5,381	35	694	0.00	0.97	0.57	0.00
255 M SUMMERVILLE PUBLIC LIBRARY	1,831	32	489	0.00	0.66	0.14	0.14
256 M SYKESVILLE PUBLIC LIBRARY	2,973	35	264	0.00	1.00	0.00	0.00
<i>Totals - Jefferson County</i>	45,200		9,395	2.68	4.63	8.38	0.97
257 JUNIATA COUNTY LIBRARY	24,636	49	9,090	1.14	0.00	5.40	0.49
<i>Totals - Juniata County</i>	24,636		9,090	1.14	0.00	5.40	0.49
258 H LACKAWANNA CNTY LIBRARY SYSTEM	0		0	1.00	0.00	1.00	0.00
259 M ABINGTON COMMUNITY LIBRARY	30,686	71	7,702	3.00	0.00	7.34	0.57
260 M CARBONDALE PUBLIC LIBRARY	19,016	54	3,721	3.00	0.00	3.57	0.20
261 M DALTON COMMUNITY LIBRARY	1,836	41	693	1.00	0.00	1.17	0.00
262 M NORTH POCONO PUBLIC LIBRARY	18,925	56	4,601	1.00	1.00	4.57	0.20
263 M SCRANTON PUBLIC LIBRARY	95,865	68	24,303	14.14	2.00	45.60	0.91
264 M TAYLOR PUBLIC LIBRARY	14,576	63	3,151	0.00	1.00	5.46	0.17
265 M VALLEY COMMUNITY LIBRARY	33,533	54	5,921	1.00	0.00	8.43	0.49
<i>Totals - Lackawanna County</i>	214,437		50,092	24.14	4.00	77.14	2.54
266 H LIB SYSM OF LANCASTER COUNTY	0	38	2,589	3.76	0.00	13.79	0.00
267 M ADAMSTOWN AREA LIBRARY	30,439	57	6,885	2.63	0.23	3.83	0.78
268 M COLUMBIA PUBLIC LIBRARY	10,400	55	6,328	0.00	1.00	2.80	0.91
269 M EASTERN LANCASTER COUNTY LIB	24,952	46	8,196	2.00	0.00	2.30	0.55
270 M ELIZABETHTOWN PUBLIC LIBRARY	30,404	64	15,907	2.00	1.00	6.40	2.80
271 M EPHRATA PUBLIC LIBRARY	32,978	60	25,885	4.28	0.00	11.50	1.48
272 M LANCASTER COUNTY LIBRARY	206,824	54	71,787	9.00	0.00	16.48	6.58
273 M LITITZ PUBLIC LIBRARY	31,038	60	18,971	3.00	0.00	7.95	1.95
274 M MANHEIM COMMUNITY LIBRARY	18,868	54	5,935	1.00	0.00	1.85	0.85
275 M MANHEIM TOWNSHIP PUBLIC LIBRARY	38,133	51	17,370	5.55	0.00	7.23	2.55
276 M MILANOF-SCHOCK LIBRARY	25,442	44	11,368	1.00	0.00	4.70	1.20
277 M MOORES MEMORIAL LIBRARY	4,563	36	2,620	0.00	0.00	1.89	0.89
278 M PEQUEA VALLEY PUBLIC LIBRARY	21,413	45	7,842	0.98	1.00	2.23	0.75
279 M QUARRYVILLE LIBRARY	37,017	50	11,290	2.00	0.00	3.53	1.25
280 M STRASBURG-HEISLER LIBRARY	6,991	55	5,483	0.50	1.05	1.68	0.35
<i>Totals - Lancaster County</i>	519,462		218,456	37.69	4.28	88.13	22.88
281 H LAWRENCE CO FED LIBRARY SYSTEM	0		0	0.00	0.00	1.01	0.00
282 M ELLWOOD CITY AREA PUB LIBRARY	17,581	53	14,416	0.00	2.14	5.14	0.29
283 M F D CAMPBELL MEMORIAL LIBRARY	8,334	45	1,605	0.00	1.01	0.85	0.00
284 M NEW CASTLE PUBLIC LIBRARY	65,825	65	25,501	6.00	0.00	11.52	1.92
<i>Totals - Lawrence County</i>	91,740		41,522	6.00	3.16	18.53	2.21

2014 PENNSYLVANIA PUBLIC LIBRARY STATISTICS
 ANALYSIS OF REVENUE, EXPENDITURES AND SERVICES OF STATE AIDED LIBRARIES
 PART I COLLECTION

LIBRARIES BY COUNTY	CATL ITEMS EOY	ITEMS/ CAPITA	PERIOD- ICAL PRINT TITLES	PERIOD- ICAL eTITLES	TOTAL CIRC	CIRC/ CAPITA	TURN- OVER	INTER LOAN LENT	INTER LOAN BORROW	WEB ACCESS PCs
250 H JEFFERSON COUNTY LIBRARY	0	0.00	0	0	0	0.00	0.00	0	0	0
251 M MENGLE MEMORIAL LIBRARY	39,251	5.03	82	0	20,607	2.64	0.53	138	12	22
252 M PUNXSUTAWNEY MEMORIAL LIBRARY	30,538	1.94	68	0	36,934	2.34	1.21	52	517	8
253 M REBECCA M ARTHURS MEM LIBRARY	35,519	3.10	42	0	38,608	3.37	1.09	39	323	10
254 M REYNOLDSVILLE PUBLIC LIBRARY	21,278	3.95	20	0	7,849	1.46	0.37	35	25	4
255 M SUMMERVILLE PUBLIC LIBRARY	26,150	14.28	32	2	7,148	3.90	0.27	43	11	9
256 M SYKESVILLE PUBLIC LIBRARY	24,792	8.34	35	0	5,261	1.77	0.21	71	17	4
<i>Totals - Jefferson County</i>	177,528	3.93	279	2	116,407	2.58	0.66	378	905	57
257 JUNIATA COUNTY LIBRARY	47,487	1.93	70	0	90,406	3.67	1.90	230	365	10
<i>Totals - Juniata County</i>	47,487	1.93	70	0	90,406	3.67	1.90	230	365	10
258 H LACKAWANNA CNTY LIBRARY SYSTEM	11,267	0.00	0	0	38,873	0.00	3.45	0	0	0
259 M ABINGTON COMMUNITY LIBRARY	80,624	2.63	104	125	224,347	7.31	2.78	448	489	16
260 M CARBONDALE PUBLIC LIBRARY	39,077	2.05	47	125	54,473	2.86	1.39	33	367	12
261 M DALTON COMMUNITY LIBRARY	22,882	12.46	30	137	19,731	10.75	0.86	14	143	4
262 M NORTH POCONO PUBLIC LIBRARY	29,955	1.58	50	137	82,570	4.36	2.76	53	401	20
263 M SCRANTON PUBLIC LIBRARY	295,018	3.08	257	125	532,190	5.55	1.80	5,767	1,473	49
264 M TAYLOR PUBLIC LIBRARY	50,749	3.48	20	137	72,172	4.95	1.42	60	656	14
265 M VALLEY COMMUNITY LIBRARY	60,591	1.81	67	137	123,517	3.68	2.04	527	79	15
<i>Totals - Lackawanna County</i>	590,163	2.75	575	923	1,147,873	5.35	1.95	6,902	3,608	130
266 H LIB SYSM OF LANCASTER COUNTY	19,064	0.00	12	0	43,502	0.00	2.28	2,719	11,338	0
267 M ADAMSTOWN AREA LIBRARY	32,102	1.05	28	0	190,351	6.25	5.93	12,303	24,638	13
268 M COLUMBIA PUBLIC LIBRARY	37,254	3.58	44	0	49,660	4.78	1.33	6,990	6,216	10
269 M EASTERN LANCASTER COUNTY LIB	46,085	1.85	21	0	168,026	6.73	3.65	13,703	16,553	15
270 M ELIZABETHTOWN PUBLIC LIBRARY	70,940	2.33	70	2	280,820	9.24	3.96	21,605	21,269	16
271 M EPHRATA PUBLIC LIBRARY	108,408	3.29	22	71	668,079	20.26	6.16	34,670	31,912	14
272 M LANCASTER COUNTY LIBRARY	278,424	1.35	123	34	782,986	3.79	2.81	84,199	45,592	86
273 M LITITZ PUBLIC LIBRARY	73,558	2.37	36	0	444,061	14.31	6.04	30,795	27,844	11
274 M MANHEIM COMMUNITY LIBRARY	33,033	1.75	14	0	106,498	5.64	3.22	9,566	11,012	7
275 M MANHEIM TOWNSHIP PUBLIC LIBRARY	60,748	1.59	51	42	459,303	12.04	7.56	22,389	30,198	30
276 M MILANOF-SCHOCK LIBRARY	46,550	1.83	72	0	203,785	8.01	4.38	11,592	17,539	44
277 M MOORES MEMORIAL LIBRARY	14,982	3.28	35	0	59,202	12.97	3.95	8,502	6,060	6
278 M PEQUEA VALLEY PUBLIC LIBRARY	45,509	2.13	67	0	228,415	10.67	5.02	25,044	17,690	18
279 M QUARRYVILLE LIBRARY	52,194	1.41	42	0	199,720	5.40	3.83	11,091	16,934	19
280 M STRASBURG-HEISLER LIBRARY	21,117	3.02	33	0	111,045	15.88	5.26	6,319	15,484	11
<i>Totals - Lancaster County</i>	939,968	1.81	670	149	3,995,453	7.69	4.25	301,487	300,279	300
281 H LAWRENCE CO FED LIBRARY SYSTEM	4,884	0.00	0	0	16,370	0.00	3.35	0	0	0
282 M ELLWOOD CITY AREA PUB LIBRARY	61,322	3.49	114	0	178,076	10.13	2.90	371	4,792	16
283 M F D CAMPBELL MEMORIAL LIBRARY	16,288	1.95	22	0	8,825	1.06	0.54	213	189	6
284 M NEW CASTLE PUBLIC LIBRARY	111,669	1.70	104	16	131,525	2.00	1.18	1,901	728	28
<i>Totals - Lawrence County</i>	194,163	2.12	240	16	334,796	3.65	1.72	2,485	5,709	50

2014 PENNSYLVANIA PUBLIC LIBRARY STATISTICS
 ANALYSIS OF REVENUE, EXPENDITURES AND SERVICES OF STATE AIDED LIBRARIES
 PART I REVENUE

LIBRARIES BY COUNTY	POPULA- TION SERVED	TOTAL LOCAL GOV REVENUE	STATE REVENUE	FEDERAL REVENUE	OTHER REVENUE	TOTAL REVENUE	SCHOOL BOARD REVENUE	EMPLOY- MENT PROGRAMS
250 H JEFFERSON COUNTY LIBRARY	0	0	15,524	0	2	15,526	0	0
251 M MENGLE MEMORIAL LIBRARY	7,799	19,656	47,549	19,475	147,823	234,503	5,000	0
252 M PUNXSUTAWNEY MEMORIAL LIBRARY	15,760	63,572	28,928	2,389	39,245	134,134	0	3,187
253 M REBECCA M ARTHURS MEM LIBRARY	11,456	24,933	36,468	1,475	59,615	122,491	0	0
254 M REYNOLDSVILLE PUBLIC LIBRARY	5,381	10,033	17,697	1,475	26,805	56,010	0	0
255 M SUMMERTOWN PUBLIC LIBRARY	1,831	7,433	8,617	0	14,717	30,767	0	0
256 M SYKESVILLE PUBLIC LIBRARY	2,973	8,383	11,893	0	26,159	46,435	0	0
<i>Totals - Jefferson County</i>	45,200	134,010	166,676	24,814	314,366	639,866	5,000	3,187
257 JUNIATA COUNTY LIBRARY	24,636	92,100	66,142	5,270	89,003	252,515	0	999
<i>Totals - Juniata County</i>	24,636	92,100	66,142	5,270	89,003	252,515	0	999
258 H LACKAWANNA CNTY LIBRARY SYSTEM	0	641,308	29,313	0	34,777	705,398	0	0
259 M ABINGTON COMMUNITY LIBRARY	30,686	469,992	78,067	0	88,958	637,017	0	0
260 M CARBONDALE PUBLIC LIBRARY	19,016	281,903	39,131	0	29,389	350,423	0	0
261 M DALTON COMMUNITY LIBRARY	1,836	98,545	19,666	0	6,840	125,051	0	0
262 M NORTH POCONO PUBLIC LIBRARY	18,925	280,251	32,643	0	2,330,324	2,643,218	0	0
263 M SCRANTON PUBLIC LIBRARY	95,865	2,036,753	1,464,779	12,054	257,530	3,771,116	0	12,054
264 M TAYLOR PUBLIC LIBRARY	14,576	242,478	26,154	0	22,635	291,267	0	0
265 M VALLEY COMMUNITY LIBRARY	33,533	390,330	39,131	11,883	61,200	502,544	0	11,883
<i>Totals - Lackawanna County</i>	214,437	4,441,560	1,728,884	23,937	2,831,653	9,026,034	0	23,937
266 H LIB SYSM OF LANCASTER COUNTY	0	1,832,051	238,371	3,893	24,136	2,098,451	0	3,893
267 M ADAMSTOWN AREA LIBRARY	30,439	124,409	59,277	0	129,279	312,965	0	0
268 M COLUMBIA PUBLIC LIBRARY	10,400	11,292	38,564	0	79,279	129,135	0	0
269 M EASTERN LANCASTER COUNTY LIB	24,952	45,616	50,188	0	247,104	342,908	0	0
270 M ELIZABETHTOWN PUBLIC LIBRARY	30,404	120,309	97,890	7,381	263,860	489,440	0	7,381
271 M EPHRATA PUBLIC LIBRARY	32,978	132,869	171,529	0	448,295	752,693	4,000	0
272 M LANCASTER COUNTY LIBRARY	206,824	259,283	707,863	27,693	2,004,331	2,999,170	500	24,693
273 M LITITZ PUBLIC LIBRARY	31,038	145,454	112,194	0	309,026	566,674	4,254	0
274 M MANHEIM COMMUNITY LIBRARY	18,868	50,810	40,332	0	52,269	143,411	0	0
275 M MANHEIM TOWNSHIP PUBLIC LIBRARY	38,133	604,298	95,195	5,593	220,083	925,169	0	5,593
276 M MILANOF-SCHOCK LIBRARY	25,442	103,856	67,879	0	260,779	432,514	0	0
277 M MOORES MEMORIAL LIBRARY	4,563	20,288	40,117	0	39,447	99,852	0	0
278 M PEQUEA VALLEY PUBLIC LIBRARY	21,413	52,135	75,221	0	97,777	225,133	0	0
279 M QUARRYVILLE LIBRARY	37,017	68,560	53,812	0	162,738	285,110	0	0
280 M STRASBURG-HEISLER LIBRARY	6,991	51,143	47,976	0	58,922	158,041	1,000	0
<i>Totals - Lancaster County</i>	519,462	3,622,373	1,896,408	44,560	4,397,325	9,960,666	9,754	41,560
281 H LAWRENCE CO FED LIBRARY SYSTEM	0	0	59,475	0	160	59,635	0	0
282 M ELLWOOD CITY AREA PUB LIBRARY	17,581	141,755	55,715	5,201	107,769	310,440	27,500	0
283 M F D CAMPBELL MEMORIAL LIBRARY	8,334	29,740	24,145	1,055	22,998	77,938	0	1,055
284 M NEW CASTLE PUBLIC LIBRARY	65,825	314,037	476,230	25,098	130,536	945,901	0	17,455
<i>Totals - Lawrence County</i>	91,740	485,532	615,565	31,354	261,463	1,393,914	27,500	18,510

2014 PENNSYLVANIA PUBLIC LIBRARY STATISTICS
 ANALYSIS OF REVENUE, EXPENDITURES AND SERVICES OF STATE AIDED LIBRARIES
 PART I EXPENDITURES

LIBRARIES BY COUNTY	SALARIES WAGES & BENEFITS	TOTAL LIBRARY MATERIALS	OTHER OPERATING TOTAL	TOTAL OPERATING EXPEND	TOT CAP EXP	OPR/ CAP	LOCAL OPERATING EXPEND	STATE OPERATING EXPEND	TOTAL FEDERAL EXPEND
250 H JEFFERSON COUNTY LIBRARY	0	1,200	14,826	16,026	0	0.000	2	15,524	500
251 M MENGLE MEMORIAL LIBRARY	140,102	44,929	77,380	262,411	0	33.647	195,857	47,549	19,005
252 M PUNXSUTAWNEY MEMORIAL LIBRARY	118,354	24,450	39,486	182,290	26,516	11.567	150,973	28,928	2,389
253 M REBECCA M ARTHURS MEM LIBRARY	83,596	17,231	51,771	152,598	0	13.320	115,427	36,468	703
254 M REYNOLDSVILLE PUBLIC LIBRARY	40,816	9,775	4,634	55,225	0	10.263	37,528	17,697	0
255 M SUMMERVILLE PUBLIC LIBRARY	13,643	4,769	16,040	34,452	0	18.816	25,835	8,617	0
256 M SYKESVILLE PUBLIC LIBRARY	26,242	18,954	5,171	50,367	0	16.941	38,474	11,893	0
<i>Totals - Jefferson County</i>	422,753	121,308	209,308	753,369	26,516	16.667	564,096	166,676	22,597
257 JUNIATA COUNTY LIBRARY	165,717	31,295	58,400	255,412	0	10.367	185,475	64,667	5,270
<i>Totals - Juniata County</i>	165,717	31,295	58,400	255,412	0	10.367	185,475	64,667	5,270
258 H LACKAWANNA CNTY LIBRARY SYSTEM	195,702	125,421	325,962	647,085	0	0.000	617,772	29,313	0
259 M ABINGTON COMMUNITY LIBRARY	418,508	92,248	120,878	631,634	0	20.584	553,567	78,067	0
260 M CARBONDALE PUBLIC LIBRARY	262,958	28,163	68,027	359,148	0	18.887	320,017	39,131	0
261 M DALTON COMMUNITY LIBRARY	93,428	16,155	13,763	123,346	0	67.182	103,680	19,666	0
262 M NORTH POCONO PUBLIC LIBRARY	228,380	35,786	247,885	512,051	0	27.057	479,408	32,643	0
263 M SCRANTON PUBLIC LIBRARY	2,262,455	445,826	1,623,077	4,331,358	0	45.182	2,865,691	1,453,613	12,054
264 M TAYLOR PUBLIC LIBRARY	217,248	33,993	38,552	289,793	0	19.882	263,639	26,154	0
265 M VALLEY COMMUNITY LIBRARY	347,565	44,345	108,460	500,370	0	14.922	449,356	39,131	11,883
<i>Totals - Lackawanna County</i>	4,026,244	821,937	2,546,604	7,394,785	0	34.485	5,653,130	1,717,718	23,937
266 H LIB SYSM OF LANCASTER COUNTY	1,259,773	183,966	676,692	2,120,431	0	0.000	1,878,167	238,371	3,893
267 M ADAMSTOWN AREA LIBRARY	243,178	37,522	42,514	323,214	0	10.618	263,937	59,277	0
268 M COLUMBIA PUBLIC LIBRARY	88,832	21,272	49,415	159,519	0	15.338	120,955	38,564	0
269 M EASTERN LANCASTER COUNTY LIB	159,908	20,967	77,074	257,949	0	10.338	207,761	50,188	0
270 M ELIZABETHTOWN PUBLIC LIBRARY	281,631	41,665	210,610	533,906	0	17.560	428,635	97,890	7,381
271 M EPHRATA PUBLIC LIBRARY	597,494	64,530	245,674	907,698	0	27.524	736,169	171,529	0
272 M LANCASTER COUNTY LIBRARY	1,238,406	291,301	504,450	2,034,157	24,626	9.835	1,278,941	700,523	54,693
273 M LITITZ PUBLIC LIBRARY	407,698	63,449	109,668	580,815	0	18.713	468,621	112,194	0
274 M MANHEIM COMMUNITY LIBRARY	97,619	19,094	31,887	148,600	0	7.876	108,268	40,332	0
275 M MANHEIM TOWNSHIP PUBLIC LIBRARY	508,397	96,214	320,558	925,169	0	24.262	824,381	95,195	5,593
276 M MILANOF-SCHOCK LIBRARY	211,021	32,841	90,766	334,628	0	13.153	266,749	67,879	0
277 M MOORES MEMORIAL LIBRARY	51,181	10,141	21,942	83,264	17,000	18.248	43,147	40,117	0
278 M PEQUEA VALLEY PUBLIC LIBRARY	112,979	24,486	87,668	225,133	198	10.514	149,912	75,221	0
279 M QUARRYVILLE LIBRARY	169,696	32,314	86,632	288,642	34,098	7.798	234,830	53,812	0
280 M STRASBURG-HEISLER LIBRARY	92,455	15,803	62,915	171,173	0	24.485	123,197	47,976	0
<i>Totals - Lancaster County</i>	5,520,268	955,565	2,618,465	9,094,298	75,922	17.507	7,133,670	1,889,068	71,560
281 H LAWRENCE CO FED LIBRARY SYSTEM	28,253	8,783	22,500	59,536	0	0.000	61	59,475	0
282 M ELLWOOD CITY AREA PUB LIBRARY	212,573	39,794	74,293	326,660	0	18.580	265,744	55,715	5,201
283 M F D CAMPBELL MEMORIAL LIBRARY	35,759	10,937	10,888	57,584	0	6.910	32,384	24,145	1,055
284 M NEW CASTLE PUBLIC LIBRARY	658,430	119,913	238,131	1,016,474	0	15.442	481,712	509,615	25,147
<i>Totals - Lawrence County</i>	935,015	179,427	345,812	1,460,254	0	15.917	779,901	648,950	31,403

2014 PENNSYLVANIA PUBLIC LIBRARY STATISTICS
ANALYSIS OF REVENUE, EXPENDITURES AND SERVICES OF STATE AIDED LIBRARIES
PART I HOURS & STAFF

LIBRARIES BY COUNTY	POPULA- TION SERVED	HOURS OPEN WEEKLY	TOTAL REGIS- TRATION	PROFES- SIONAL STAFF	LIBRARIAN STAFF	OTHER PAID STAFF	VOLUN- TEER STAFF
285 H LEBANON COUNTY LIBRARY SYSTEM	0		3,401	1.34	0.00	0.14	0.00
286 M ANNVILLE FREE LIBRARY	12,078	54	9,872	1.00	1.09	3.43	1.40
287 M LEBANON COMMUNITY LIBRARY	60,987	65	49,039	2.00	0.00	9.75	0.25
288 M MATTHEWS PUBLIC LIBRARY	17,419	59	7,401	1.00	0.00	2.29	0.86
289 M MYERSTOWN COMMUNITY LIBRARY	15,294	45	9,628	1.00	0.00	0.78	0.45
290 M PALMYRA PUBLIC LIBRARY	22,379	51	17,767	2.29	1.14	5.51	1.40
291 M RICHLAND COMMUNITY LIBRARY	5,411	42	2,975	0.00	0.71	0.94	0.23
<i>Totals - Lebanon County</i>	133,568		100,083	8.63	2.94	22.84	4.59
292 ALLENTOWN PUBLIC LIBRARY	131,537	70	80,376	12.23	1.00	17.46	1.46
293 COPLAY PUBLIC LIBRARY	3,192	50	1,864	0.00	0.83	2.03	0.11
294 EMMAUS PUBLIC LIBRARY	21,577	51	12,539	4.17	0.00	2.46	1.69
295 LOWER MACUNGIE LIBRARY	32,994	57	20,502	6.25	0.50	2.38	1.65
296 PARKLAND COMMUNITY LIBRARY	54,946	58	21,939	5.51	0.40	8.20	2.66
297 PUBLIC LIBRARY OF CATASAUQUA	10,856	29	4,302	0.00	1.00	0.80	0.23
298 SLATINGTON LIBRARY INC	12,926	40	1,842	1.00	1.14	0.00	0.71
299 SOUTHERN LEHIGH PUBLIC LIBRARY	20,969	54	10,800	0.63	2.57	4.91	0.57
300 WHITEHALL TOWNSHIP PUB LIBRARY	26,738	62	13,894	2.60	1.63	5.45	0.70
<i>Totals - Lehigh County</i>	315,735		168,058	32.39	9.07	43.68	9.78
301 H LUZERNE COUNTY LIBRARY SYSTEM	0		0	0.00	0.00	1.00	0.00
302 M BACK MOUNTAIN MEMORIAL LIBRARY	36,485	59	23,772	1.06	0.00	10.17	0.46
303 M HAZLETON AREA PUBLIC LIBRARY	72,891	59	16,952	1.01	3.01	17.81	0.00
304 M HOYT LIBRARY	31,830	45	23,250	1.00	0.00	11.03	0.00
305 M MARIAN SUTHERLAND KIRBY LIB	18,242	46	6,668	1.00	0.00	4.86	0.00
306 M MILL MEMORIAL LIBRARY	22,226	45	11,879	1.09	0.00	4.89	0.29
307 M OSTERHOUT FREE LIBRARY	119,358	65	41,020	8.00	1.00	20.73	1.08
308 M PITTSTON MEMORIAL LIBRARY	7,739	47	7,335	1.75	0.00	4.05	1.33
309 M PLYMOUTH PUBLIC LIBRARY	10,431	45	3,105	0.00	1.00	1.49	0.54
310 M WEST PITTSTON LIBRARY	4,868	43	2,474	1.57	0.00	2.29	0.00
311 M WYOMING FREE LIBRARY	5,798	47	2,210	0.00	1.00	0.71	0.17
<i>Totals - Luzerne County</i>	329,868		138,665	16.48	6.01	79.02	3.86
312 H LYCOMING COUNTY LIBRARY SYSTEM	0		0	0.67	0.00	2.93	0.00
313 M DR WILLIAM B KONKLE MEM LIB	7,407	53	2,822	0.00	1.09	2.26	0.00
314 M HUGHESVILLE AREA PUB LIBRARY	5,713	45	2,428	0.91	0.00	1.83	0.06
315 M JAMES V BROWN LIBRARY	84,702	65	29,496	6.99	0.00	28.03	1.25
316 M JERSEY SHORE PUBLIC LIBRARY	5,962	56	3,504	1.00	0.00	2.15	0.00
317 M MONTGOMERY AREA PUBLIC LIBRARY	5,287	45	1,958	0.00	0.97	0.57	0.06
318 M MUNCY PUBLIC LIBRARY	7,040	45	2,852	0.00	1.00	1.53	0.08
<i>Totals - Lycoming County</i>	116,111		43,060	9.57	3.06	39.29	1.45
319 BRADFORD AREA PUBLIC LIBRARY	21,133	46	9,886	1.14	0.00	5.43	1.94
320 FRIENDS MEMORIAL LIBRARY	5,380	26	4,004	0.00	0.71	0.29	0.57
321 HAMLIN MEMORIAL LIBRARY	5,400	32	3,300	0.00	1.00	0.53	0.08

2014 PENNSYLVANIA PUBLIC LIBRARY STATISTICS
 ANALYSIS OF REVENUE, EXPENDITURES AND SERVICES OF STATE AIDED LIBRARIES
 PART I COLLECTION

LIBRARIES BY COUNTY	CATL ITEMS EOY	ITEMS/ CAPITA	PERIOD- ICAL PRINT TITLES	PERIOD- ICAL eTITLES	TOTAL CIRC	CIRC/ CAPITA	TURN- OVER	INTER LOAN LENT	INTER LOAN BORROW	WEB ACCESS PCs
285 H LEBANON COUNTY LIBRARY SYSTEM	1,795	0.00	0	0	0	0.00	0.00	0	0	0
286 M ANNVILLE FREE LIBRARY	49,960	4.14	59	0	137,033	11.35	2.74	13,749	7,583	12
287 M LEBANON COMMUNITY LIBRARY	95,857	1.57	118	2,470	290,519	4.76	3.03	13,112	20,883	15
288 M MATTHEWS PUBLIC LIBRARY	22,965	1.32	35	21	49,306	2.83	2.15	4,436	5,938	8
289 M MYERSTOWN COMMUNITY LIBRARY	45,493	2.97	32	0	69,309	4.53	1.52	6,405	5,483	6
290 M PALMYRA PUBLIC LIBRARY	52,950	2.37	39	3,653	161,641	7.22	3.05	13,256	11,307	20
291 M RICHLAND COMMUNITY LIBRARY	18,638	3.44	18	0	33,967	6.28	1.82	2,953	2,594	4
<i>Totals - Lebanon County</i>	287,658	2.15	301	6,144	741,775	5.55	2.58	53,911	53,788	65
292 ALLENTOWN PUBLIC LIBRARY	237,813	1.81	325	91	379,558	2.89	1.60	1,846	382	60
293 COPLAY PUBLIC LIBRARY	18,827	5.90	48	101	10,798	3.38	0.57	0	7	4
294 EMMAUS PUBLIC LIBRARY	100,532	4.66	60	101	106,361	4.93	1.06	274	379	15
295 LOWER MACUNGIE LIBRARY	71,162	2.16	76	101	220,948	6.70	3.10	916	723	15
296 PARKLAND COMMUNITY LIBRARY	87,168	1.59	100	91	266,406	4.85	3.06	268	516	13
297 PUBLIC LIBRARY OF CATASAUQUA	20,560	1.89	5	101	37,600	3.46	1.83	0	0	6
298 SLATINGTON LIBRARY INC	37,162	2.87	38	101	13,184	1.02	0.35	228	113	16
299 SOUTHERN LEHIGH PUBLIC LIBRARY	56,683	2.70	75	91	94,644	4.51	1.67	102	114	18
300 WHITEHALL TOWNSHIP PUB LIBRARY	98,734	3.69	110	91	122,688	4.59	1.24	241	435	17
<i>Totals - Lehigh County</i>	728,641	2.31	837	869	1,252,187	3.97	1.72	3,875	2,669	164
301 H LUZERNE COUNTY LIBRARY SYSTEM	0	0.00	0	0	0	0.00	0.00	0	0	0
302 M BACK MOUNTAIN MEMORIAL LIBRARY	72,546	1.99	121	0	124,141	3.40	1.71	4,277	3,999	6
303 M HAZLETON AREA PUBLIC LIBRARY	167,630	2.30	154	0	116,816	1.60	0.70	5,416	6,400	16
304 M HOYT LIBRARY	71,196	2.24	131	0	92,082	2.89	1.29	4,918	1,106	30
305 M MARIAN SUTHERLAND KIRBY LIB	32,843	1.80	59	0	57,637	3.16	1.75	3,320	5,065	8
306 M MILL MEMORIAL LIBRARY	41,882	1.88	53	0	46,201	2.08	1.10	2,734	27	4
307 M OSTERHOUT FREE LIBRARY	214,801	1.80	116	0	175,415	1.47	0.82	124,404	14,194	42
308 M PITTSTON MEMORIAL LIBRARY	35,733	4.62	100	0	104,400	13.49	2.92	3,912	2,743	28
309 M PLYMOUTH PUBLIC LIBRARY	34,545	3.31	60	0	18,795	1.80	0.54	1,222	46	12
310 M WEST PITTSTON LIBRARY	12,277	2.52	47	0	28,374	5.83	2.31	1,795	802	10
311 M WYOMING FREE LIBRARY	24,277	4.19	26	0	27,600	4.76	1.14	1,858	1,596	8
<i>Totals - Luzerne County</i>	707,730	2.15	867	0	791,461	2.40	1.12	153,856	35,978	164
312 H LYCOMING COUNTY LIBRARY SYSTEM	0	0.00	0	0	0	0.00	0.00	0	0	0
313 M DR WILLIAM B KONKLE MEM LIB	22,802	3.08	55	0	38,831	5.24	1.70	30	34	9
314 M HUGHESVILLE AREA PUB LIBRARY	27,884	4.88	34	0	34,428	6.03	1.23	24	378	10
315 M JAMES V BROWN LIBRARY	244,246	2.88	271	0	501,142	5.92	2.05	1,207	1,985	34
316 M JERSEY SHORE PUBLIC LIBRARY	21,635	3.63	19	0	63,283	10.61	2.93	20	162	8
317 M MONTGOMERY AREA PUBLIC LIBRARY	15,722	2.97	16	0	23,279	4.40	1.48	10	25	6
318 M MUNCY PUBLIC LIBRARY	24,815	3.52	40	0	35,721	5.07	1.44	1,789	2,880	4
<i>Totals - Lycoming County</i>	357,104	3.08	435	0	696,684	6.00	1.95	3,080	5,464	71
319 BRADFORD AREA PUBLIC LIBRARY	49,429	2.34	53	0	45,238	2.14	0.92	288	466	10
320 FRIENDS MEMORIAL LIBRARY	14,239	2.65	37	0	16,592	3.08	1.17	66	193	3
321 HAMLIN MEMORIAL LIBRARY	29,913	5.54	32	0	18,638	3.45	0.62	571	295	7

2014 PENNSYLVANIA PUBLIC LIBRARY STATISTICS
ANALYSIS OF REVENUE, EXPENDITURES AND SERVICES OF STATE AIDED LIBRARIES
PART I REVENUE

LIBRARIES BY COUNTY	POPULA- TION SERVED	TOTAL LOCAL GOV REVENUE	STATE REVENUE	FEDERAL REVENUE	OTHER REVENUE	TOTAL REVENUE	SCHOOL BOARD REVENUE	EMPLOY- MENT PROGRAMS
285 H LEBANON COUNTY LIBRARY SYSTEM	0	90,000	29,031	0	16,799	135,830	0	0
286 M ANNVILLE FREE LIBRARY	12,078	32,040	36,070	6,044	92,619	166,773	0	0
287 M LEBANON COMMUNITY LIBRARY	60,987	79,323	241,015	0	316,100	636,438	0	0
288 M MATTHEWS PUBLIC LIBRARY	17,419	17,758	27,796	0	172,014	217,568	0	0
289 M MYERSTOWN COMMUNITY LIBRARY	15,294	16,797	27,005	0	110,701	154,503	0	0
290 M PALMYRA PUBLIC LIBRARY	22,379	104,894	56,067	0	269,232	430,193	2,000	0
291 M RICHLAND COMMUNITY LIBRARY	5,411	8,538	14,258	0	50,014	72,810	0	0
<i>Totals - Lebanon County</i>	133,568	349,350	431,242	6,044	1,027,479	1,814,115	2,000	0
292 ALLENTOWN PUBLIC LIBRARY	131,537	1,385,414	613,325	0	509,627	2,508,366	1,303,855	0
293 COPLAY PUBLIC LIBRARY	3,192	69,227	12,188	0	11,394	92,809	0	0
294 EMMAUS PUBLIC LIBRARY	21,577	160,758	64,535	8,406	90,374	324,073	0	0
295 LOWER MACUNGIE LIBRARY	32,994	487,000	66,825	0	65,907	619,732	0	0
296 PARKLAND COMMUNITY LIBRARY	54,946	755,395	129,090	5,000	59,033	948,518	755,395	0
297 PUBLIC LIBRARY OF CATASAUQUA	10,856	24,550	16,425	0	50,414	91,389	5,000	0
298 SLATINGTON LIBRARY INC	12,926	14,000	18,675	0	80,925	113,600	5,000	0
299 SOUTHERN LEHIGH PUBLIC LIBRARY	20,969	244,469	52,196	0	109,123	405,788	48,000	0
300 WHITEHALL TOWNSHIP PUB LIBRARY	26,738	471,268	77,659	0	50,559	599,486	471,268	0
<i>Totals - Lehigh County</i>	315,735	3,612,081	1,050,918	13,406	1,027,356	5,703,761	2,588,518	0
301 H LUZERNE COUNTY LIBRARY SYSTEM	0	118,650	36,900	0	5,499	161,049	0	0
302 M BACK MOUNTAIN MEMORIAL LIBRARY	36,485	116,249	67,403	0	495,780	679,432	9,400	0
303 M HAZLETON AREA PUBLIC LIBRARY	72,891	1,120,588	217,789	0	62,873	1,401,250	929,233	0
304 M HOYT LIBRARY	31,830	245,252	109,184	0	71,091	425,527	65,000	0
305 M MARIAN SUTHERLAND KIRBY LIB	18,242	54,367	33,260	0	103,135	190,762	0	0
306 M MILL MEMORIAL LIBRARY	22,226	61,356	39,912	0	87,406	188,674	0	0
307 M OSTERHOUT FREE LIBRARY	119,358	261,627	609,090	18,123	790,647	1,679,487	45,000	18,123
308 M PITTSTON MEMORIAL LIBRARY	7,739	80,461	26,958	2,617	70,242	180,278	8,665	2,617
309 M PLYMOUTH PUBLIC LIBRARY	10,431	60,553	37,588	0	14,521	112,662	25,000	0
310 M WEST PITTSTON LIBRARY	4,868	26,912	18,971	0	82,092	127,975	2,000	0
311 M WYOMING FREE LIBRARY	5,798	24,914	14,723	0	13,537	53,174	2,000	0
<i>Totals - Luzerne County</i>	329,868	2,170,929	1,211,778	20,740	1,796,823	5,200,270	1,086,298	20,740
312 H LYCOMING COUNTY LIBRARY SYSTEM	0	172,479	0	0	150,197	322,676	0	0
313 M DR WILLIAM B KONKLE MEM LIB	7,407	55,981	25,188	8,834	14,429	104,432	0	0
314 M HUGHESVILLE AREA PUB LIBRARY	5,713	53,020	19,858	9,565	14,660	97,103	0	0
315 M JAMES V BROWN LIBRARY	84,702	912,098	792,466	16,450	791,892	2,512,906	5,033	9,800
316 M JERSEY SHORE PUBLIC LIBRARY	5,962	82,588	20,641	7,566	223,009	333,804	0	0
317 M MONTGOMERY AREA PUBLIC LIBRARY	5,287	42,889	18,517	3,906	82,823	148,135	0	0
318 M MUNCY PUBLIC LIBRARY	7,040	63,578	24,033	6,423	33,259	127,293	3,000	0
<i>Totals - Lycoming County</i>	116,111	1,382,633	900,703	52,744	1,310,269	3,646,349	8,033	9,800
319 BRADFORD AREA PUBLIC LIBRARY	21,133	91,450	63,289	0	280,211	434,950	50,000	0
320 FRIENDS MEMORIAL LIBRARY	5,380	11,950	9,396	0	58,607	79,953	0	0
321 HAMLIN MEMORIAL LIBRARY	5,400	6,163	9,053	0	56,992	72,208	300	0

2014 PENNSYLVANIA PUBLIC LIBRARY STATISTICS
ANALYSIS OF REVENUE, EXPENDITURES AND SERVICES OF STATE AIDED LIBRARIES
PART I EXPENDITURES

LIBRARIES BY COUNTY	SALARIES WAGES & BENEFITS	TOTAL LIBRARY MATERIALS	OTHER OPERATING TOTAL	TOTAL OPERATING EXPEND	TOT CAP EXP	OPR/ CAP	LOCAL OPERATING EXPEND	STATE OPERATING EXPEND	TOTAL FEDERAL EXPEND
285 H LEBANON COUNTY LIBRARY SYSTEM	57,314	27,370	27,070	111,754	0	0.000	82,723	29,031	0
286 M ANNVILLE FREE LIBRARY	112,534	24,549	45,401	182,484	0	15.109	140,370	36,070	6,044
287 M LEBANON COMMUNITY LIBRARY	427,394	70,147	118,800	616,341	0	10.106	375,326	241,015	0
288 M MATTHEWS PUBLIC LIBRARY	109,155	30,562	66,980	206,697	0	11.866	178,901	27,796	0
289 M MYERSTOWN COMMUNITY LIBRARY	86,751	14,190	38,479	139,420	0	9.116	112,415	27,005	0
290 M PALMYRA PUBLIC LIBRARY	228,705	49,509	87,847	366,061	117,442	16.357	309,994	56,067	0
291 M RICHLAND COMMUNITY LIBRARY	51,369	6,944	40,809	99,122	0	18.319	84,864	14,258	0
<i>Totals - Lebanon County</i>	1,073,222	223,271	425,386	1,721,879	117,442	12.891	1,284,593	431,242	6,044
292 ALLENTOWN PUBLIC LIBRARY	1,724,152	236,736	392,512	2,353,400	0	17.892	1,740,075	613,325	0
293 COPLAY PUBLIC LIBRARY	56,844	10,994	13,770	81,608	0	25.566	69,420	12,188	0
294 EMMAUS PUBLIC LIBRARY	196,308	43,452	85,775	325,535	0	15.087	252,594	64,535	8,406
295 LOWER MACUNGIE LIBRARY	378,061	84,974	139,359	602,394	0	18.258	535,569	66,825	0
296 PARKLAND COMMUNITY LIBRARY	494,530	124,776	122,496	741,802	32,741	13.501	607,712	129,090	5,000
297 PUBLIC LIBRARY OF CATASAUQUA	56,961	4,310	29,357	90,628	0	8.348	74,203	16,425	0
298 SLATINGTON LIBRARY INC	51,406	6,365	48,178	105,949	0	8.197	87,274	18,675	0
299 SOUTHERN LEHIGH PUBLIC LIBRARY	220,778	64,663	131,786	417,227	0	19.897	365,031	52,196	0
300 WHITEHALL TOWNSHIP PUB LIBRARY	385,476	75,798	98,159	559,433	0	20.923	481,774	77,659	0
<i>Totals - Lehigh County</i>	3,564,516	652,068	1,061,392	5,277,976	32,741	16.716	4,213,652	1,050,918	13,406
301 H LUZERNE COUNTY LIBRARY SYSTEM	51,673	64,983	44,348	161,004	0	0.000	124,104	36,900	0
302 M BACK MOUNTAIN MEMORIAL LIBRARY	248,901	53,374	147,201	449,476	0	12.319	382,073	67,403	0
303 M HAZLETON AREA PUBLIC LIBRARY	899,203	168,105	180,254	1,247,562	96,383	17.115	1,029,773	217,789	0
304 M HOYT LIBRARY	317,713	61,198	122,401	501,312	0	15.750	392,128	109,184	0
305 M MARIAN SUTHERLAND KIRBY LIB	140,658	33,806	82,436	256,900	0	14.083	223,640	33,260	0
306 M MILL MEMORIAL LIBRARY	125,307	20,415	45,394	191,116	0	8.599	151,204	39,912	0
307 M OSTERHOUT FREE LIBRARY	1,247,086	224,784	330,059	1,801,929	0	15.097	1,076,341	707,465	18,123
308 M PITTSTON MEMORIAL LIBRARY	135,387	31,780	59,368	226,535	330,000	29.272	196,960	26,958	2,617
309 M PLYMOUTH PUBLIC LIBRARY	59,353	15,486	24,438	99,277	0	9.517	61,689	37,588	0
310 M WEST PITTSTON LIBRARY	114,650	46,438	47,747	208,835	0	42.900	189,864	18,971	0
311 M WYOMING FREE LIBRARY	53,690	12,182	52,147	118,019	0	20.355	103,296	14,723	0
<i>Totals - Luzerne County</i>	3,393,621	732,551	1,135,793	5,261,965	426,383	15.952	3,931,072	1,310,153	20,740
312 H LYCOMING COUNTY LIBRARY SYSTEM	119,064	85,822	73,007	277,893	0	0.000	277,893	0	0
313 M DR WILLIAM B KONKLE MEM LIB	76,840	14,281	26,135	117,256	0	15.830	83,234	25,188	8,834
314 M HUGHESVILLE AREA PUB LIBRARY	45,163	11,539	51,991	108,693	0	19.026	79,270	19,858	9,565
315 M JAMES V BROWN LIBRARY	1,520,567	274,185	437,109	2,231,861	0	26.350	1,422,945	792,466	16,450
316 M JERSEY SHORE PUBLIC LIBRARY	97,331	23,985	60,363	181,679	0	30.473	153,472	20,641	7,566
317 M MONTGOMERY AREA PUBLIC LIBRARY	41,097	9,866	119,211	170,174	0	32.187	147,751	18,517	3,906
318 M MUNCY PUBLIC LIBRARY	82,241	14,918	27,922	125,081	1,412	17.767	94,625	24,033	6,423
<i>Totals - Lycoming County</i>	1,982,303	434,596	795,738	3,212,637	1,412	27.669	2,259,190	900,703	52,744
319 BRADFORD AREA PUBLIC LIBRARY	161,166	41,292	171,362	373,820	0	17.689	310,531	63,289	0
320 FRIENDS MEMORIAL LIBRARY	34,609	11,976	21,256	67,841	0	12.610	58,445	9,396	0
321 HAMLIN MEMORIAL LIBRARY	32,607	6,807	36,030	75,444	0	13.971	66,391	9,053	0

2014 PENNSYLVANIA PUBLIC LIBRARY STATISTICS
 ANALYSIS OF REVENUE, EXPENDITURES AND SERVICES OF STATE AIDED LIBRARIES
 PART I HOURS & STAFF

LIBRARIES BY COUNTY		POPULA- TION SERVED	HOURS OPEN WEEKLY	TOTAL REGIS- TRATION	PROFES- SIONAL STAFF	LIBRARIAN STAFF	OTHER PAID STAFF	VOLUN- TEER STAFF
322	MOUNT JEWETT MEMORIAL LIBRARY	1,653	39	1,502	0.00	0.57	0.00	0.43
323	SAMUEL W SMITH MEM PUB LIBRARY	8,436	45	2,452	1.00	0.00	2.09	0.00
	<i>Totals - McKean County</i>	42,002		21,144	2.14	2.29	8.33	3.02
324	COMMUNITY LIBRARY OF THE SHENANGO VALLEY	30,258	54	13,205	2.75	0.33	4.18	2.70
325	GREENVILLE AREA PUBLIC LIBRARY	10,631	46	2,574	1.00	0.00	2.00	0.13
326	GROVE CITY COMMUNITY LIBRARY	15,718	48	9,804	2.00	0.00	2.54	4.14
327	MERCER AREA LIBRARY	10,752	49	6,458	1.00	0.00	2.25	0.08
328	STEY-NEVANT PUBLIC LIBRARY	5,111	36	1,092	0.00	1.00	1.23	0.25
	<i>Totals - Mercer County</i>	72,470		33,133	6.75	1.33	12.19	7.31
329	MIFFLIN COUNTY LIBRARY	46,682	50	15,318	2.14	1.00	10.49	68.57
	<i>Totals - Mifflin County</i>	46,682		15,318	2.14	1.00	10.49	68.57
330	BARRETT FRIENDLY LIBRARY	7,411	54	3,285	0.86	1.00	2.66	2.54
331	CLYMER LIBRARY ASSOCIATION	15,343	48	14,250	1.01	0.00	3.92	5.07
332	EASTERN MONROE PUBLIC LIBRARY	89,474	69	37,618	10.72	0.99	21.01	1.44
333	POCONO MOUNTAIN PUBLIC LIBRARY	23,734	48	17,622	1.11	1.80	7.00	0.14
334	WESTERN POCONO COMMUNITY LIBRARY	33,880	56	21,559	0.00	1.29	10.43	0.37
	<i>Totals - Monroe County</i>	169,842		94,334	13.70	5.07	45.02	9.56
335	ABINGTON TWP PUBLIC LIBRARY	57,853	65	27,713	12.85	0.00	20.38	2.48
336	CHELTENHAM TOWNSHIP LIB SYSTEM	36,793	55	19,904	8.83	0.00	17.25	0.69
337	FR LIB OF SPRINGFIELD TOWNSHIP	19,418	66	12,140	4.11	4.00	2.95	0.58
338	HORSHAM TOWNSHIP LIBRARY	26,147	57	15,055	4.00	0.00	6.83	0.10
339	HUNTINGDON VALLEY LIBRARY	12,982	58	9,001	3.01	0.00	4.83	1.01
340	INDIAN VALLEY PUBLIC LIBRARY	45,316	70	41,951	6.50	6.50	12.32	1.97
341	JENKINTOWN LIBRARY	4,422	58	3,526	1.00	0.00	3.16	0.00
342	LOWER MERION LIBRARY SYSTEM	57,837	65	31,247	16.48	2.00	41.33	3.04
343	LOWER PROVIDENCE COM LIBRARY	25,436	60	8,998	3.20	0.00	7.36	1.39
344	MONT CO-NORRISTOWN PUB LIB	309,816	61	162,252	15.84	1.00	61.76	4.78
345	NARBERTH COMMUNITY LIBRARY	4,282	54	0	1.50	0.00	2.25	0.10
346	NORTH WALES MEMORIAL FREE LIBRARY	18,781	57	7,032	1.00	0.00	2.15	1.28
347	POTTSTOWN PUBLIC LIBRARY	43,625	53	26,676	2.05	2.00	7.32	1.11
348	UNION LIB COMPANY OF HATBOROUGH	7,360	48	8,411	0.00	1.00	1.49	1.37
349	UPPER DUBLIN PUBLIC LIBRARY	25,569	66	10,405	6.60	1.00	7.00	2.20
350	UPPER MERION TOWNSHIP LIBRARY	28,390	67	26,377	6.49	1.20	13.49	0.00
351	UPPER MORELAND FR PUB LIBRARY	24,015	62	12,403	4.51	1.14	8.97	0.00
352	WILLIAM JEANES MEM LIBRARY	17,349	56	9,460	3.00	0.00	5.77	2.74
353	WISSAHICKON VALLEY PUB LIBRARY	36,697	56	18,502	5.57	1.01	11.07	2.83
	<i>Totals - Montgomery County</i>	802,088		451,053	106.54	20.86	237.65	27.67
354	THOMAS BEAVER FREE LIBRARY	21,321	41	6,776	1.06	0.00	4.34	0.34
	<i>Totals - Montour County</i>	21,321		6,776	1.06	0.00	4.34	0.34

2014 PENNSYLVANIA PUBLIC LIBRARY STATISTICS
ANALYSIS OF REVENUE, EXPENDITURES AND SERVICES OF STATE AIDED LIBRARIES
PART I COLLECTION

LIBRARIES BY COUNTY	CATL ITEMS EOY	ITEMS/ CAPITA	PERIOD- ICAL PRINT TITLES	PERIOD- ICAL eTITLES	TOTAL CIRC	CIRC/ CAPITA	TURN- OVER	INTER LOAN LENT	INTER LOAN BORROW	WEB ACCESS PCs
322 MOUNT JEWETT MEMORIAL LIBRARY	20,337	12.30	12	0	4,887	2.96	0.24	53	96	4
323 SAMUEL W SMITH MEM PUB LIBRARY	33,336	3.95	43	0	35,557	4.21	1.07	274	146	9
<i>Totals - McKean County</i>	147,254	3.51	177	0	120,912	2.88	0.82	1,252	1,196	33
324 COMMUNITY LIBRARY OF THE SHENANGO VALLEY	63,426	2.10	80	0	80,873	2.67	1.28	394	858	16
325 GREENVILLE AREA PUBLIC LIBRARY	42,235	3.97	75	0	41,091	3.87	0.97	79	367	4
326 GROVE CITY COMMUNITY LIBRARY	33,359	2.12	81	0	70,743	4.50	2.12	113	1,581	11
327 MERCER AREA LIBRARY	28,084	2.61	52	0	30,712	2.86	1.09	261	448	13
328 STEY-NEVANT PUBLIC LIBRARY	27,226	5.33	53	0	13,337	2.61	0.49	23	35	5
<i>Totals - Mercer County</i>	194,330	2.68	341	0	236,756	3.27	1.22	870	3,289	49
329 MIFFLIN COUNTY LIBRARY	68,579	1.47	91	0	151,613	3.25	2.21	132	601	18
<i>Totals - Mifflin County</i>	68,579	1.47	91	0	151,613	3.25	2.21	132	601	18
330 BARRETT FRIENDLY LIBRARY	34,244	4.62	83	51	57,518	7.76	1.68	186	1,861	21
331 CLYMER LIBRARY ASSOCIATION	51,715	3.37	48	10	55,905	3.64	1.08	202	578	15
332 EASTERN MONROE PUBLIC LIBRARY	221,981	2.48	283	30	417,022	4.66	1.88	1,276	1,149	35
333 POCONO MOUNTAIN PUBLIC LIBRARY	58,958	2.48	52	0	91,815	3.87	1.56	138	958	25
334 WESTERN POCONO COMMUNITY LIBRARY	75,357	2.22	135	38	155,415	4.59	2.06	358	1,862	40
<i>Totals - Monroe County</i>	442,255	2.60	601	129	777,675	4.58	1.76	2,160	6,408	136
335 ABINGTON TWP PUBLIC LIBRARY	172,689	2.98	246	110	472,830	8.17	2.74	72,580	65,898	23
336 CHELTENHAM TWNSHP LIB SYSTEM	170,846	4.64	176	136	427,686	11.62	2.50	50,183	51,654	51
337 FR LIB OF SPRINGFIELD TWNSHP	54,905	2.83	76	136	200,602	10.33	3.65	21,312	32,631	11
338 HORSHAM TOWNSHIP LIBRARY	128,604	4.92	141	137	313,859	12.00	2.44	31,216	36,097	27
339 HUNTINGDON VALLEY LIBRARY	75,072	5.78	59	136	119,250	9.19	1.59	14,412	13,854	13
340 INDIAN VALLEY PUBLIC LIBRARY	162,745	3.59	192	159	392,056	8.65	2.41	444	1,688	19
341 JENKINTOWN LIBRARY	37,045	8.38	50	136	64,367	14.56	1.74	7,704	7,310	6
342 LOWER MERION LIBRARY SYSTEM	451,609	7.81	208	136	1,064,958	18.41	2.36	84,571	40,323	34
343 LOWER PROVIDENCE COM LIBRARY	80,579	3.17	80	136	244,066	9.60	3.03	23,312	35,622	15
344 MONT CO-NORRISTOWN PUB LIB	521,465	1.68	317	136	621,636	2.01	1.19	89,013	86,895	65
345 NARBERTH COMMUNITY LIBRARY	36,125	8.44	52	110	71,316	16.65	1.97	6,751	7,757	3
346 NORTH WALES MEMORIAL FREE LIBRARY	44,870	2.39	56	136	87,466	4.66	1.95	132	2,340	12
347 POTTSTOWN PUBLIC LIBRARY	78,459	1.80	52	136	99,615	2.28	1.27	12,516	15,266	14
348 UNION LIB COMPANY OF HATBOROUGH	25,221	3.43	20	136	25,180	3.42	1.00	22	316	8
349 UPPER DUBLIN PUBLIC LIBRARY	118,465	4.63	92	136	341,891	13.37	2.89	56,287	44,464	23
350 UPPER MERION TOWNSHIP LIBRARY	141,318	4.98	183	136	224,213	7.90	1.59	38,317	21,421	25
351 UPPER MORELAND FR PUB LIBRARY	90,035	3.75	89	0	200,519	8.35	2.23	22,671	33,075	18
352 WILLIAM JEANES MEM LIBRARY	53,865	3.10	95	136	165,657	9.55	3.08	18,818	31,313	25
353 WISSAHICKON VALLEY PUB LIBRARY	116,720	3.18	145	136	349,907	9.54	3.00	37,487	60,646	25
<i>Totals - Montgomery County</i>	2,560,637	3.19	2,329	2,420	5,487,074	6.84	2.14	587,748	588,570	417
354 THOMAS BEAVER FREE LIBRARY	34,960	1.64	78	3,200	48,281	2.26	1.38	162	566	7
<i>Totals - Montour County</i>	34,960	1.64	78	3,200	48,281	2.26	1.38	162	566	7

2014 PENNSYLVANIA PUBLIC LIBRARY STATISTICS
 ANALYSIS OF REVENUE, EXPENDITURES AND SERVICES OF STATE AIDED LIBRARIES
 PART I REVENUE

LIBRARIES BY COUNTY		POPULA- TION SERVED	TOTAL LOCAL GOV REVENUE	STATE REVENUE	FEDERAL REVENUE	OTHER REVENUE	TOTAL REVENUE	SCHOOL BOARD REVENUE	EMPLOY- MENT PROGRAMS
322	MOUNT JEWETT MEMORIAL LIBRARY	1,653	9,542	4,308	0	17,729	31,579	300	0
323	SAMUEL W SMITH MEM PUB LIBRARY	8,436	22,142	28,973	0	86,314	137,429	0	0
	<i>Totals - McKean County</i>	42,002	141,247	115,019	0	499,853	756,119	50,600	0
324	COMMUNITY LIBRARY OF THE SHENANGO VALLEY	30,258	156,000	94,963	5,501	147,762	404,226	0	5,501
325	GREENVILLE AREA PUBLIC LIBRARY	10,631	13,500	33,407	0	222,984	269,891	0	0
326	GROVE CITY COMMUNITY LIBRARY	15,718	36,445	29,165	0	82,039	147,649	0	0
327	MERCER AREA LIBRARY	10,752	11,548	31,895	3,768	86,360	133,571	0	0
328	STEY-NEVANT PUBLIC LIBRARY	5,111	104,795	20,047	0	9,000	133,842	0	0
	<i>Totals - Mercer County</i>	72,470	322,288	209,477	9,269	548,145	1,089,179	0	5,501
329	MIFFLIN COUNTY LIBRARY	46,682	158,102	218,273	3,364	123,615	503,354	0	0
	<i>Totals - Mifflin County</i>	46,682	158,102	218,273	3,364	123,615	503,354	0	0
330	BARRETT FRIENDLY LIBRARY	7,411	116,532	21,819	0	247,422	385,773	0	0
331	CLYMER LIBRARY ASSOCIATION	15,343	261,103	35,772	0	32,914	329,789	0	0
332	EASTERN MONROE PUBLIC LIBRARY	89,474	1,273,391	400,202	0	476,346	2,149,939	0	0
333	POCONO MOUNTAIN PUBLIC LIBRARY	23,734	308,210	56,507	0	73,260	437,977	0	0
334	WESTERN POCONO COMMUNITY LIBRARY	33,880	543,890	90,306	0	239,821	874,017	543,890	0
	<i>Totals - Monroe County</i>	169,842	2,503,126	604,606	0	1,069,763	4,177,495	543,890	0
335	ABINGTON TWP PUBLIC LIBRARY	57,853	2,179,981	182,371	0	177,687	2,540,039	0	0
336	CHELTENHAM TWNSHP LIB SYSTEM	36,793	1,533,145	119,758	0	198,707	1,851,610	0	0
337	FR LIB OF SPRINGFIELD TWNSHP	19,418	732,279	61,335	0	24,167	817,781	0	0
338	HORSHAM TOWNSHIP LIBRARY	26,147	1,021,659	72,939	0	52,621	1,147,219	0	0
339	HUNTINGDON VALLEY LIBRARY	12,982	467,304	36,216	0	108,705	612,225	0	0
340	INDIAN VALLEY PUBLIC LIBRARY	45,316	655,347	127,325	0	272,729	1,055,401	0	0
341	JENKINTOWN LIBRARY	4,422	239,507	15,508	0	132,658	387,673	0	0
342	LOWER MERION LIBRARY SYSTEM	57,837	4,337,164	193,448	0	553,813	5,084,425	0	0
343	LOWER PROVIDENCE COM LIBRARY	25,436	534,851	70,031	7,540	163,347	775,769	0	7,540
344	MONT CO-NORRISTOWN PUB LIB	309,816	2,793,472	1,645,418	0	477,453	4,916,343	17,150	0
345	NARBERTH COMMUNITY LIBRARY	4,282	254,307	14,765	0	38,427	307,499	0	0
346	NORTH WALES MEMORIAL FREE LIBRARY	18,781	35,000	6,233	0	210,909	252,142	0	58
347	POTTSTOWN PUBLIC LIBRARY	43,625	290,000	109,422	0	185,109	584,531	0	0
348	UNION LIB COMPANY OF HATBOROUGH	7,360	50,000	22,688	0	82,173	154,861	0	0
349	UPPER DUBLIN PUBLIC LIBRARY	25,569	1,064,809	82,527	0	39,985	1,187,321	0	0
350	UPPER MERION TOWNSHIP LIBRARY	28,390	1,761,162	83,646	0	30,040	1,874,848	0	0
351	UPPER MORELAND FR PUB LIBRARY	24,015	720,783	77,954	0	62,826	861,563	0	0
352	WILLIAM JEANES MEM LIBRARY	17,349	604,000	52,717	0	146,945	803,662	0	0
353	WISSAHICKON VALLEY PUB LIBRARY	36,697	981,888	111,541	0	149,368	1,242,797	981,888	0
	<i>Totals - Montgomery County</i>	802,088	20,256,658	3,085,842	7,540	3,107,669	26,457,709	999,038	7,598
354	THOMAS BEAVER FREE LIBRARY	21,321	400	55,297	0	228,709	284,406	0	0
	<i>Totals - Montour County</i>	21,321	400	55,297	0	228,709	284,406	0	0

2014 PENNSYLVANIA PUBLIC LIBRARY STATISTICS
 ANALYSIS OF REVENUE, EXPENDITURES AND SERVICES OF STATE AIDED LIBRARIES
 PART I EXPENDITURES

LIBRARIES BY COUNTY	SALARIES WAGES & BENEFITS	TOTAL LIBRARY MATERIALS	OTHER OPERATING TOTAL	TOTAL OPERATING EXPEND	TOT CAP EXP	OPR/ CAP	LOCAL OPERATING EXPEND	STATE OPERATING EXPEND	TOTAL FEDERAL EXPEND
322 MOUNT JEWETT MEMORIAL LIBRARY	8,442	4,039	8,592	21,073	0	12.748	16,765	4,308	0
323 SAMUEL W SMITH MEM PUB LIBRARY	89,946	13,348	31,012	134,306	32,052	15.921	105,238	29,068	0
<i>Totals - McKean County</i>	326,770	77,462	268,252	672,484	32,052	16.011	557,370	115,114	0
324 COMMUNITY LIBRARY OF THE SHENANGO VALLEY	257,602	52,407	138,718	448,727	0	14.830	348,263	94,963	5,501
325 GREENVILLE AREA PUBLIC LIBRARY	145,241	31,246	57,450	233,937	0	22.005	200,530	33,407	0
326 GROVE CITY COMMUNITY LIBRARY	102,704	18,136	34,917	155,757	0	9.909	120,257	29,165	6,335
327 MERCER AREA LIBRARY	69,648	15,670	42,644	127,962	0	11.901	92,299	31,895	3,768
328 STEY-NEVANT PUBLIC LIBRARY	98,690	22,002	20,361	141,053	0	27.598	121,006	20,047	0
<i>Totals - Mercer County</i>	673,885	139,461	294,090	1,107,436	0	15.281	882,355	209,477	15,604
329 MIFFLIN COUNTY LIBRARY	339,911	104,503	33,780	478,194	0	10.244	256,557	218,273	3,364
<i>Totals - Mifflin County</i>	339,911	104,503	33,780	478,194	0	10.244	256,557	218,273	3,364
330 BARRETT FRIENDLY LIBRARY	138,817	32,090	191,643	362,550	0	48.921	340,731	21,819	0
331 CLYMER LIBRARY ASSOCIATION	133,603	38,056	125,579	297,238	0	19.373	261,466	35,772	0
332 EASTERN MONROE PUBLIC LIBRARY	1,284,905	276,679	413,653	1,975,237	214,241	22.076	1,575,035	400,202	0
333 POCONO MOUNTAIN PUBLIC LIBRARY	325,673	17,079	166,094	508,846	347,241	21.440	452,339	56,507	0
334 WESTERN POCONO COMMUNITY LIBRARY	375,930	157,020	310,816	843,766	0	24.905	753,460	90,306	0
<i>Totals - Monroe County</i>	2,258,928	520,924	1,207,785	3,987,637	561,482	23.479	3,383,031	604,606	0
335 ABINGTON TWP PUBLIC LIBRARY	2,022,419	293,009	218,899	2,534,327	0	43.806	2,351,956	182,371	0
336 CHELTENHAM TWNShP LIB SYSTEM	1,314,284	256,183	341,534	1,912,001	0	51.966	1,792,243	119,758	0
337 FR LIB OF SPRINGFIELD TWNShP	615,676	114,303	87,802	817,781	0	42.115	756,446	61,335	0
338 HORSHAM TOWNSHIP LIBRARY	514,024	165,170	619,329	1,298,523	0	49.662	1,225,584	72,939	0
339 HUNTINGDON VALLEY LIBRARY	349,574	81,565	157,621	588,760	0	45.352	552,544	36,216	0
340 INDIAN VALLEY PUBLIC LIBRARY	703,328	172,162	223,875	1,099,365	0	24.260	972,040	127,325	0
341 JENKINTOWN LIBRARY	199,518	62,550	84,293	346,361	0	78.327	330,853	15,508	0
342 LOWER MERION LIBRARY SYSTEM	3,751,803	629,200	738,284	5,119,287	461,979	88.512	4,925,839	193,448	0
343 LOWER PROVIDENCE COM LIBRARY	375,386	91,337	269,659	736,382	0	28.950	658,811	70,031	7,540
344 MONT CO-NORRISTOWN PUB LIB	3,362,468	714,871	784,051	4,861,390	0	15.691	3,215,972	1,645,418	0
345 NARBERTH COMMUNITY LIBRARY	121,945	33,889	63,000	218,834	0	51.106	204,069	14,765	0
346 NORTH WALES MEMORIAL FREE LIBRARY	100,196	31,574	129,882	261,652	0	13.932	255,419	6,233	0
347 POTTSTOWN PUBLIC LIBRARY	400,656	80,705	207,439	688,800	0	15.789	579,378	109,422	0
348 UNION LIB COMPANY OF HATBOROUGH	91,941	28,972	50,422	171,335	0	23.279	148,647	22,688	0
349 UPPER DUBLIN PUBLIC LIBRARY	870,468	220,055	56,546	1,147,069	0	44.862	1,064,542	82,527	0
350 UPPER MERION TOWNSHIP LIBRARY	1,267,590	309,666	270,242	1,847,498	0	65.076	1,763,852	83,646	0
351 UPPER MORELAND FR PUB LIBRARY	627,400	115,144	114,880	857,424	0	35.704	779,470	77,954	0
352 WILLIAM JEANES MEM LIBRARY	461,450	114,665	182,091	758,206	0	43.703	705,489	52,717	0
353 WISSAHICKON VALLEY PUB LIBRARY	798,625	165,480	256,084	1,220,189	0	33.250	1,108,648	111,541	0
<i>Totals - Montgomery County</i>	17,948,751	3,680,500	4,855,933	26,485,184	461,979	33.020	23,391,802	3,085,842	7,540
354 THOMAS BEAVER FREE LIBRARY	122,257	34,938	56,769	213,964	0	10.035	158,667	55,297	0
<i>Totals - Montour County</i>	122,257	34,938	56,769	213,964	0	10.035	158,667	55,297	0

2014 PENNSYLVANIA PUBLIC LIBRARY STATISTICS
 ANALYSIS OF REVENUE, EXPENDITURES AND SERVICES OF STATE AIDED LIBRARIES
 PART I HOURS & STAFF

LIBRARIES BY COUNTY	POPULA- TION SERVED	HOURS OPEN WEEKLY	TOTAL REGIS- TRATION	PROFES- SIONAL STAFF	LIBRARIAN STAFF	OTHER PAID STAFF	VOLUN- TEER STAFF
355 BANGOR PUBLIC LIBRARY	20,359	44	11,097	0.86	0.00	2.80	0.63
356 BETHLEHEM AREA PUBLIC LIBRARY	114,175	53	59,496	7.89	0.00	27.05	2.55
357 EASTON AREA PUBLIC LIBRARY	65,313	65	33,835	7.01	0.00	24.37	0.00
358 HELLERTOWN AREA LIBRARY	16,670	47	6,258	1.30	0.63	1.75	1.25
359 MARY MEUSER MEMORIAL LIBRARY	15,477	45	7,761	0.00	1.01	3.76	0.00
360 MEM LIB OF NAZARETH & VICINITY	25,829	51	17,349	2.85	1.44	2.11	0.27
361 NORTHAMPTON AREA PUB LIBRARY	41,714	51	13,337	1.00	0.00	9.89	0.43
<i>Totals - Northampton County</i>	299,537		149,133	20.92	3.08	71.73	5.13
362 DEGENSTEIN COMMUNITY LIBRARY	18,267	47	6,794	0.00	1.00	4.48	0.40
363 MILTON PUBLIC LIBRARY	12,143	50	4,088	1.07	0.00	2.93	0.05
364 MONTGOMERY HSE/WARRIOR RUN LIB	9,739	45	3,377	1.00	0.00	2.31	0.29
365 MOUNT CARMEL PUBLIC LIBRARY	12,577	40	8,680	0.00	1.14	2.11	0.00
366 PRIESTLEY FORSYTH MEM LIBRARY	7,489	48	5,035	0.00	1.14	4.40	0.34
367 RALPHO TOWNSHIP PUBLIC LIBRARY	4,321	29	3,960	0.00	0.86	0.43	0.74
368 SHAMOKIN & COAL TWP PUB LIB	20,912	46	6,842	1.00	0.00	4.00	0.43
<i>Totals - Northumberland County</i>	85,448		38,776	3.07	4.14	20.67	2.25
369 BLOOMFIELD PUBLIC LIBRARY	3,738	35	983	0.00	0.69	0.49	0.69
370 COMMUNITY LIB OF W PERRY CO	3,038	27	603	0.00	0.77	0.00	0.57
371 MARYSVILLE RYE LIB ASSOCIATION	4,898	36	1,448	0.00	1.00	0.22	0.00
372 NEWPORT PUBLIC LIBRARY	9,298	45	2,642	0.00	1.00	2.69	1.43
<i>Totals - Perry County</i>	20,972		5,676	0.00	3.46	3.39	2.69
373 FREE LIBRARY OF PHILADELPHIA	1,526,006	69	533,587	234.00	0.00	272.30	99.98
<i>Totals - Philadelphia County</i>	1,526,006		533,587	234.00	0.00	272.30	99.98
374 PIKE COUNTY PUBLIC LIBRARY	57,369	57	15,596	1.86	0.00	8.54	1.86
<i>Totals - Pike County</i>	57,369		15,596	1.86	0.00	8.54	1.86
375 H POTTER-TIOGA COUNTY LIB SYS	4,984		0	1.00	0.00	1.00	0.00
376 M COUDERSPORT PUBLIC LIBRARY	5,943	65	3,390	1.00	0.00	0.90	0.00
377 M GALETON PUBLIC LIBRARY	1,866	37	1,048	0.00	0.80	0.31	0.00
378 M GENESEE AREA LIBRARY	799	28	386	0.00	0.60	0.20	0.00
379 M OSWAYO VALLEY MEMORIAL LIBRARY	3,514	31	750	0.00	1.00	0.00	0.34
380 M ULYSSES LIBRARY	1,256	35	1,136	0.00	0.69	0.43	0.00
<i>Totals - Potter County</i>	18,362		6,710	2.00	3.09	2.84	0.34
381 H POTTSVILLE FREE PUBLIC LIBRARY	62,118	62	6,930	5.01	0.00	5.04	0.64
382 M MINERSVILLE PUBLIC LIBRARY	4,397	30	1,021	0.00	0.63	1.00	0.09
383 M ORWIGSBURG AREA FR PUB LIBRARY	6,426	50	2,690	0.34	1.00	1.26	0.37
384 M PORT CARBON PUBLIC LIBRARY	1,889	35	1,960	0.00	0.60	0.43	0.34
385 M SHENANDOAH AREA FREE PUBLIC LIBRARY	5,071	36	2,478	0.00	0.56	0.44	0.14
386 M TOWER-PORTER COMMUNITY LIBRARY	3,522	35	918	0.00	0.57	0.00	0.91
387 M TREMONT AREA FR PUBLIC LIBRARY	1,752	35	964	0.00	0.57	0.34	0.00

2014 PENNSYLVANIA PUBLIC LIBRARY STATISTICS
 ANALYSIS OF REVENUE, EXPENDITURES AND SERVICES OF STATE AIDED LIBRARIES
 PART I COLLECTION

LIBRARIES BY COUNTY		CATL ITEMS EOY	ITEMS/ CAPITA	PERIOD- ICAL PRINT TITLES	PERIOD- ICAL eTITLES	TOTAL CIRC	CIRC/ CAPITA	TURN- OVER	INTER LOAN LENT	INTER LOAN BORROW	WEB ACCESS PCs
355	BANGOR PUBLIC LIBRARY	33,097	1.63	28	0	40,076	1.97	1.21	461	1,166	3
356	BETHLEHEM AREA PUBLIC LIBRARY	166,580	1.46	199	66	779,673	6.83	4.68	9,435	1,860	45
357	EASTON AREA PUBLIC LIBRARY	220,893	3.38	235	64	384,832	5.89	1.74	2,924	2,479	53
358	HELLERTOWN AREA LIBRARY	36,800	2.21	55	0	91,768	5.50	2.49	0	216	9
359	MARY MEUSER MEMORIAL LIBRARY	50,685	3.27	93	0	52,187	3.37	1.03	167	804	7
360	MEM LIB OF NAZARETH & VICINITY	63,737	2.47	63	0	113,528	4.40	1.78	10	1,560	17
361	NORTHAMPTON AREA PUB LIBRARY	59,620	1.43	72	1	107,380	2.57	1.80	203	1,390	10
	<i>Totals - Northampton County</i>	631,412	2.11	745	131	1,569,444	5.24	2.49	13,200	9,475	144
362	DEGENSTEIN COMMUNITY LIBRARY	83,854	4.59	60	0	70,596	3.86	0.84	9	305	14
363	MILTON PUBLIC LIBRARY	22,816	1.88	58	0	49,172	4.05	2.16	263	144	27
364	MONTGOMERY HSE/WARRIOR RUN LIB	21,450	2.20	38	0	23,378	2.40	1.09	248	746	5
365	MOUNT CARMEL PUBLIC LIBRARY	63,221	5.03	55	0	72,165	5.74	1.14	71	189	4
366	PRIESTLEY FORSYTH MEM LIBRARY	25,336	3.38	57	0	33,034	4.41	1.30	82	122	24
367	RALPHO TOWNSHIP PUBLIC LIBRARY	24,726	5.72	18	0	6,815	1.58	0.28	1	101	2
368	SHAMOKIN & COAL TWP PUB LIB	57,221	2.74	93	4	57,205	2.74	1.00	483	225	8
	<i>Totals - Northumberland County</i>	298,624	3.49	379	4	312,365	3.66	1.05	1,157	1,832	84
369	BLOOMFIELD PUBLIC LIBRARY	19,676	5.26	29	0	12,969	3.47	0.66	466	802	7
370	COMMUNITY LIB OF W PERRY CO	11,557	3.80	15	0	14,500	4.77	1.25	600	825	3
371	MARYSVILLE RYE LIB ASSOCIATION	15,231	3.11	35	0	10,127	2.07	0.66	343	2,061	4
372	NEWPORT PUBLIC LIBRARY	46,312	4.98	64	0	55,029	5.92	1.19	1,889	1,605	8
	<i>Totals - Perry County</i>	92,776	4.42	143	0	92,625	4.42	1.00	3,298	5,293	22
373	FREE LIBRARY OF PHILADELPHIA	3,172,908	2.08	745	2,258	6,499,090	4.26	2.05	7,261	6,738	968
	<i>Totals - Philadelphia County</i>	3,172,908	2.08	745	2,258	6,499,090	4.26	2.05	7,261	6,738	968
374	PIKE COUNTY PUBLIC LIBRARY	128,798	2.25	90	125	132,429	2.31	1.03	100	2,102	17
	<i>Totals - Pike County</i>	128,798	2.25	90	125	132,429	2.31	1.03	100	2,102	17
375	H POTTER-TIOGA COUNTY LIB SYS	5,399	1.08	4	1	11,334	2.27	2.10	0	0	0
376	M COUDERSPORT PUBLIC LIBRARY	27,035	4.55	90	0	32,750	5.51	1.21	138	587	4
377	M GALETON PUBLIC LIBRARY	19,620	10.51	59	0	13,334	7.15	0.68	26	51	5
378	M GENESEE AREA LIBRARY	7,428	9.30	10	0	3,949	4.94	0.53	10	21	4
379	M OSWAYO VALLEY MEMORIAL LIBRARY	13,115	3.73	41	0	21,033	5.99	1.60	17	75	6
380	M ULYSSES LIBRARY	18,442	14.68	25	0	10,242	8.15	0.56	151	26	9
	<i>Totals - Potter County</i>	91,039	4.96	229	1	92,642	5.05	1.02	342	760	28
381	H POTTSVILLE FREE PUBLIC LIBRARY	113,118	1.82	137	0	74,919	1.21	0.66	937	2,083	18
382	M MINERSVILLE PUBLIC LIBRARY	21,555	4.90	40	0	22,768	5.18	1.06	59	81	6
383	M ORWIGSBURG AREA FR PUB LIBRARY	30,124	4.69	41	0	40,265	6.27	1.34	50	572	5
384	M PORT CARBON PUBLIC LIBRARY	17,926	9.49	15	0	16,312	8.64	0.91	2	4	4
385	M SHENANDOAH AREA FREE PUBLIC LIBRARY	14,653	2.89	32	0	10,853	2.14	0.74	18	48	6
386	M TOWER-PORTER COMMUNITY LIBRARY	11,124	3.16	10	0	2,279	0.65	0.20	0	2	5
387	M TREMONT AREA FR PUBLIC LIBRARY	13,817	7.89	18	0	2,925	1.67	0.21	32	59	3

2014 PENNSYLVANIA PUBLIC LIBRARY STATISTICS
ANALYSIS OF REVENUE, EXPENDITURES AND SERVICES OF STATE AIDED LIBRARIES
PART I REVENUE

LIBRARIES BY COUNTY		POPULA- TION SERVED	TOTAL LOCAL GOV REVENUE	STATE REVENUE	FEDERAL REVENUE	OTHER REVENUE	TOTAL REVENUE	SCHOOL BOARD REVENUE	EMPLOY- MENT PROGRAMS
355	BANGOR PUBLIC LIBRARY	20,359	31,350	25,977	0	50,635	107,962	10,500	0
356	BETHLEHEM AREA PUBLIC LIBRARY	114,175	1,944,611	519,632	0	322,612	2,786,855	0	2,545
357	EASTON AREA PUBLIC LIBRARY	65,313	1,469,803	353,288	0	182,442	2,005,533	1,469,803	0
358	HELLERTOWN AREA LIBRARY	16,670	138,509	18,730	0	87,581	244,820	0	0
359	MARY MEUSER MEMORIAL LIBRARY	15,477	170,445	41,008	0	47,640	259,093	75,445	0
360	MEM LIB OF NAZARETH & VICINITY	25,829	355,528	68,096	0	70,992	494,616	0	0
361	NORTHAMPTON AREA PUB LIBRARY	41,714	266,994	105,184	0	95,513	467,691	231,260	0
	<i>Totals - Northampton County</i>	299,537	4,377,240	1,131,915	0	857,415	6,366,570	1,787,008	2,545
362	DEGENSTEIN COMMUNITY LIBRARY	18,267	18,489	57,759	0	262,073	338,321	2,500	8,867
363	MILTON PUBLIC LIBRARY	12,143	49,578	20,719	0	97,074	167,371	0	0
364	MONTGOMERY HSE/WARRIOR RUN LIB	9,739	23,250	14,044	0	133,232	170,526	500	0
365	MOUNT CARMEL PUBLIC LIBRARY	12,577	4,000	35,889	1,635	48,533	90,057	4,000	1,635
366	PRIESTLEY FORSYTH MEM LIBRARY	7,489	5,500	28,005	0	214,335	247,840	2,500	3,492
367	RALPHO TOWNSHIP PUBLIC LIBRARY	4,321	12,959	6,718	0	88,742	108,419	0	0
368	SHAMOKIN & COAL TWP PUB LIB	20,912	23,200	36,086	14,816	68,900	143,002	0	14,816
	<i>Totals - Northumberland County</i>	85,448	136,976	199,220	16,451	912,889	1,265,536	9,500	28,810
369	BLOOMFIELD PUBLIC LIBRARY	3,738	2,650	10,675	10,121	23,812	47,258	0	0
370	COMMUNITY LIB OF W PERRY CO	3,038	800	5,714	0	17,976	24,490	0	0
371	MARYSVILLE RYE LIB ASSOCIATION	4,898	8,348	7,835	0	36,674	52,857	0	0
372	NEWPORT PUBLIC LIBRARY	9,298	2,460	27,041	1,358	153,836	184,695	660	0
	<i>Totals - Perry County</i>	20,972	14,258	51,265	11,479	232,298	309,300	660	0
373	FREE LIBRARY OF PHILADELPHIA	1,526,006	70,493,073	7,683,200	159,423	3,467,662	81,803,358	0	0
	<i>Totals - Philadelphia County</i>	1,526,006	70,493,073	7,683,200	159,423	3,467,662	81,803,358	0	0
374	PIKE COUNTY PUBLIC LIBRARY	57,369	223,793	175,196	0	113,858	512,847	3,293	0
	<i>Totals - Pike County</i>	57,369	223,793	175,196	0	113,858	512,847	3,293	0
375 H	POTTER-TIOGA COUNTY LIB SYS	4,984	45,063	105,551	0	151	150,765	0	0
376 M	COUDERSPORT PUBLIC LIBRARY	5,943	51,041	13,468	0	54,311	118,820	2,500	0
377 M	GALETON PUBLIC LIBRARY	1,866	10,682	7,850	9,221	32,872	60,625	0	9,221
378 M	GENESEE AREA LIBRARY	799	8,914	5,656	0	16,107	30,677	1,000	0
379 M	OSWAYO VALLEY MEMORIAL LIBRARY	3,514	12,271	7,778	7,653	32,807	60,509	3,000	0
380 M	ULYSSES LIBRARY	1,256	11,273	7,778	0	45,099	64,150	1,000	0
	<i>Totals - Potter County</i>	18,362	139,244	148,081	16,874	181,347	485,546	7,500	9,221
381 H	POTTSVILLE FREE PUBLIC LIBRARY	62,118	128,123	331,330	23,406	168,467	651,326	55,000	12,906
382 M	MINERSVILLE PUBLIC LIBRARY	4,397	10,760	14,411	9,920	32,451	67,542	0	0
383 M	ORWIGSBURG AREA FR PUB LIBRARY	6,426	7,910	19,451	0	72,336	99,697	0	0
384 M	PORT CARBON PUBLIC LIBRARY	1,889	2,385	7,970	0	16,767	27,122	1,725	0
385 M	SHENANDOAH AREA FREE PUBLIC LIBRARY	5,071	3,160	11,199	0	16,579	30,938	2,000	0
386 M	TOWER-PORTER COMMUNITY LIBRARY	3,522	5,160	7,933	0	3,346	16,439	0	0
387 M	TREMONT AREA FR PUBLIC LIBRARY	1,752	3,400	7,372	0	14,635	25,407	0	0

2014 PENNSYLVANIA PUBLIC LIBRARY STATISTICS
ANALYSIS OF REVENUE, EXPENDITURES AND SERVICES OF STATE AIDED LIBRARIES
PART I EXPENDITURES

LIBRARIES BY COUNTY		SALARIES WAGES & BENEFITS	TOTAL LIBRARY MATERIALS	OTHER OPERATING TOTAL	TOTAL OPERATING EXPEND	TOT CAP EXP	OPR/ CAP	LOCAL OPERATING EXPEND	STATE OPERATING EXPEND	TOTAL FEDERAL EXPEND
355	BANGOR PUBLIC LIBRARY	81,459	20,602	21,457	123,518	0	6.067	97,541	25,977	0
356	BETHLEHEM AREA PUBLIC LIBRARY	2,040,957	384,667	344,305	2,769,929	0	24.260	2,255,387	514,542	0
357	EASTON AREA PUBLIC LIBRARY	1,289,030	237,091	340,060	1,866,181	0	28.573	1,512,893	353,288	0
358	HELLERTOWN AREA LIBRARY	107,383	48,585	78,151	234,119	45,000	14.044	215,389	18,730	0
359	MARY MEUSER MEMORIAL LIBRARY	174,942	28,996	50,913	254,851	0	16.466	213,843	41,008	0
360	MEM LIB OF NAZARETH & VICINITY	284,142	83,399	158,495	526,036	0	20.366	457,940	68,096	0
361	NORTHAMPTON AREA PUB LIBRARY	317,854	59,022	61,981	438,857	0	10.521	333,673	105,184	0
	<i>Totals - Northampton County</i>	4,295,767	862,362	1,055,362	6,213,491	45,000	20.744	5,086,666	1,126,825	0
362	DEGENSTEIN COMMUNITY LIBRARY	247,265	49,574	92,621	389,460	0	21.320	331,701	57,759	0
363	MILTON PUBLIC LIBRARY	110,769	29,564	139,685	280,018	0	23.060	259,299	20,719	0
364	MONTGOMERY HSE/WARRIOR RUN LIB	85,115	26,032	65,379	176,526	0	18.126	162,482	14,044	0
365	MOUNT CARMEL PUBLIC LIBRARY	66,059	26,114	71,376	163,549	0	13.004	126,025	35,889	1,635
366	PRIESTLEY FORSYTH MEM LIBRARY	122,845	23,271	83,585	229,701	0	30.672	201,696	28,005	0
367	RALPHO TOWNSHIP PUBLIC LIBRARY	31,116	5,693	5,289	42,098	0	9.743	35,380	6,718	0
368	SHAMOKIN & COAL TWP PUB LIB	120,523	18,609	29,459	168,591	0	8.062	117,689	36,086	14,816
	<i>Totals - Northumberland County</i>	783,692	178,857	487,394	1,449,943	0	16.969	1,234,272	199,220	16,451
369	BLOOMFIELD PUBLIC LIBRARY	20,402	9,474	15,624	45,500	0	12.172	24,704	10,675	10,121
370	COMMUNITY LIB OF W PERRY CO	14,099	5,312	18,353	37,764	0	12.431	32,050	5,714	0
371	MARYSVILLE RYE LIB ASSOCIATION	39,523	8,377	10,159	58,059	0	11.854	50,224	7,835	0
372	NEWPORT PUBLIC LIBRARY	87,408	23,877	59,738	171,023	0	18.394	142,624	27,041	1,358
	<i>Totals - Perry County</i>	161,432	47,040	103,874	312,346	0	14.893	249,602	51,265	11,479
373	FREE LIBRARY OF PHILADELPHIA	60,851,107	5,379,469	15,572,782	81,803,358	0	53.606	73,960,735	7,683,200	159,423
	<i>Totals - Philadelphia County</i>	60,851,107	5,379,469	15,572,782	81,803,358	0	53.606	73,960,735	7,683,200	159,423
374	PIKE COUNTY PUBLIC LIBRARY	324,107	81,534	194,971	600,612	89,441	10.469	425,416	175,196	0
	<i>Totals - Pike County</i>	324,107	81,534	194,971	600,612	89,441	10.469	425,416	175,196	0
375	H POTTER-TIOGA COUNTY LIB SYS	88,395	14,506	38,599	141,500	0	28.391	35,949	105,551	0
376	M COUDERSPORT PUBLIC LIBRARY	59,867	28,325	29,544	117,736	0	19.811	104,268	13,468	0
377	M GALETON PUBLIC LIBRARY	32,355	6,277	18,255	56,887	0	30.486	39,816	7,850	9,221
378	M GENESEE AREA LIBRARY	15,932	3,957	10,985	30,874	0	38.641	25,218	5,656	0
379	M OSWAYO VALLEY MEMORIAL LIBRARY	25,527	5,020	27,983	58,530	0	16.656	43,099	7,778	7,653
380	M ULYSSES LIBRARY	30,418	10,757	14,913	56,088	0	44.656	48,310	7,778	0
	<i>Totals - Potter County</i>	252,494	68,842	140,279	461,615	0	25.140	296,660	148,081	16,874
381	H POTTSVILLE FREE PUBLIC LIBRARY	459,246	78,952	143,987	682,185	0	10.982	322,949	331,330	27,906
382	M MINERSVILLE PUBLIC LIBRARY	34,308	7,080	26,866	68,254	0	15.523	43,923	14,411	9,920
383	M ORWIGSBURG AREA FR PUB LIBRARY	54,550	13,649	44,507	112,706	0	17.539	93,255	19,451	0
384	M PORT CARBON PUBLIC LIBRARY	17,055	7,000	5,444	29,499	0	15.616	21,529	7,970	0
385	M SHENANDOAH AREA FREE PUBLIC LIBRARY	16,112	3,928	7,923	27,963	0	5.514	16,764	11,199	0
386	M TOWER-PORTER COMMUNITY LIBRARY	5,924	3,951	8,353	18,228	0	5.175	10,295	7,933	0
387	M TREMONT AREA FR PUBLIC LIBRARY	14,859	4,050	6,780	25,689	0	14.663	18,317	7,372	0

2014 PENNSYLVANIA PUBLIC LIBRARY STATISTICS
 ANALYSIS OF REVENUE, EXPENDITURES AND SERVICES OF STATE AIDED LIBRARIES
 PART I HOURS & STAFF

LIBRARIES BY COUNTY		POPULA- TION SERVED	HOURS OPEN WEEKLY	TOTAL REGIS- TRATION	PROFES- SIONAL STAFF	LIBRARIAN STAFF	OTHER PAID STAFF	VOLUN- TEER STAFF
388	M TRI VALLEY FREE PUBLIC LIBRARY	3,516	37	1,094	0.54	0.00	1.03	0.43
389	ASHLAND PUBLIC LIBRARY	5,857	35	2,314	0.00	0.71	1.57	0.00
390	FRACKVILLE FREE PUBLIC LIBRARY	9,029	45	1,660	0.86	0.00	1.74	0.00
391	MAHANOEY CITY PUBLIC LIBRARY	10,987	47	4,862	0.57	0.00	0.77	0.00
392	RINGTOWN AREA LIBRARY	2,091	30	380	0.00	0.71	0.43	0.00
393	SCHUYLKILL HAVEN FR PUB LIB	8,429	47	7,971	0.00	1.00	2.13	0.00
394	TAMAQUA PUBLIC LIBRARY	17,144	46	5,551	0.00	1.14	4.43	0.00
	<i>Totals - Schuylkill County</i>	142,228		40,793	7.33	7.50	20.61	2.93
395	SNYDER COUNTY LIBRARIES, INC	39,702	54	15,431	2.29	0.00	11.11	0.14
	<i>Totals - Snyder County</i>	39,702		15,431	2.29	0.00	11.11	0.14
396	H SOMERSET COUNTY FED LIB SYSTEM	0		869	1.00	0.00	2.00	0.00
397	M MEYERSDALE PUBLIC LIBRARY	19,008	52	4,862	1.00	0.00	3.09	0.00
398	M SOMERSET COUNTY LIBRARY	39,320	65	9,209	1.66	0.00	6.80	0.14
399	M WINDBER PUBLIC LIBRARY	13,137	45	2,370	0.00	1.00	2.94	0.00
400	M MARY S BIESECKER PUB LIBRARY	6,277	47	3,277	0.00	1.00	2.57	0.23
	<i>Totals - Somerset County</i>	77,742		20,587	3.66	2.00	17.40	0.37
401	SULLIVAN COUNTY LIBRARY	6,428	37	3,029	1.06	0.00	1.63	0.86
	<i>Totals - Sullivan County</i>	6,428		3,029	1.06	0.00	1.63	0.86
402	SUS CO HIST SOC & FR LIB	43,356	51	15,717	1.00	1.00	13.63	0.22
	<i>Totals - Susquehanna County</i>	43,356		15,717	1.00	1.00	13.63	0.22
403	H POTTER-TIOGA COUNTY LIB SYS	12,947						
404	M BLOSSBURG MEMORIAL LIBRARY	4,003	36	2,416	0.00	0.89	0.57	0.09
405	M ELKLAND AREA COMMUNITY LIBRARY	3,688	45	719	0.00	0.69	0.86	0.00
406	M GREEN FREE LIBRARY	11,499	54	7,577	1.14	0.00	4.09	0.00
407	M KNOXVILLE PUBLIC LIBRARY	1,712	35	518	0.00	0.71	0.63	0.09
408	M MANSFIELD FREE PUBLIC LIBRARY	6,021	38	5,075	0.00	1.00	0.57	0.49
409	M WESTFIELD PUBLIC LIBRARY	2,111	28	1,306	0.00	0.86	0.29	0.29
	<i>Totals - Tioga County</i>	41,981		17,611	1.14	4.14	7.00	0.94
410	H UNION COUNTY LIBRARY SYSTEM	0		0	0.29	0.00	3.14	0.00
411	M JANE & ANNETTE HERR MEMORIAL LIBRARY	3,540	35	3,099	0.00	1.00	3.29	0.00
412	M PUBLIC LIBRARY FOR UNION CO	39,587	56	13,843	2.00	0.00	9.71	0.00
413	M WEST END LIBRARY	1,820	35	779	0.00	1.00	2.14	0.00
	<i>Totals - Union County</i>	44,947		17,721	2.29	2.00	18.29	0.00
414	COOPERSTOWN PUBLIC LIBRARY	4,167	30	2,301	0.00	0.86	0.11	0.14
415	FRANKLIN PUBLIC LIBRARY	21,577	57	8,391	1.00	1.29	3.77	1.46
416	OIL CITY LIBRARY	14,038	64	9,795	2.97	0.00	6.66	0.00
	<i>Totals - Venango County</i>	39,782		20,487	3.97	2.14	10.54	1.60

2014 PENNSYLVANIA PUBLIC LIBRARY STATISTICS
 ANALYSIS OF REVENUE, EXPENDITURES AND SERVICES OF STATE AIDED LIBRARIES
 PART I COLLECTION

LIBRARIES BY COUNTY		CATL ITEMS EOY	ITEMS/ CAPITA	PERIOD- ICAL PRINT TITLES	PERIOD- ICAL eTITLES	TOTAL CIRC	CIRC/ CAPITA	TURN- OVER	INTER LOAN LENT	INTER LOAN BORROW	WEB ACCESS PCs
388	M TRI VALLEY FREE PUBLIC LIBRARY	21,624	6.15	41	0	15,884	4.52	0.73	86	275	5
389	ASHLAND PUBLIC LIBRARY	20,104	3.43	43	0	15,509	2.65	0.77	80	112	7
390	FRACKVILLE FREE PUBLIC LIBRARY	17,793	1.97	30	0	12,087	1.34	0.68	21	55	9
391	MAHANOEY CITY PUBLIC LIBRARY	18,612	1.69	51	0	5,683	0.52	0.31	6	112	10
392	RINGTOWN AREA LIBRARY	13,924	6.66	37	0	7,090	3.39	0.51	81	40	5
393	SCHUYLKILL HAVEN FR PUB LIB	36,574	4.34	39	0	36,746	4.36	1.00	106	307	11
394	TAMAQUA PUBLIC LIBRARY	50,126	2.92	78	0	25,185	1.47	0.50	132	221	12
	<i>Totals - Schuylkill County</i>	401,074	2.82	612	0	288,505	2.03	0.72	1,610	3,971	106
395	SNYDER COUNTY LIBRARIES, INC	64,209	1.62	135	0	92,066	2.32	1.43	70	434	33
	<i>Totals - Snyder County</i>	64,209	1.62	135	0	92,066	2.32	1.43	70	434	33
396	H SOMERSET COUNTY FED LIB SYSTEM	0	0.00	0	0	17,357	0.00	0.00	0	0	0
397	M MEYERSDALE PUBLIC LIBRARY	27,706	1.46	42	0	23,829	1.25	0.86	683	200	9
398	M SOMERSET COUNTY LIBRARY	83,601	2.13	129	0	74,618	1.90	0.89	1,834	1,685	24
399	M WINDBER PUBLIC LIBRARY	27,474	2.09	43	0	13,314	1.01	0.48	412	459	11
400	M MARY S BIESECKER PUB LIBRARY	35,622	5.68	44	0	35,153	5.60	0.99	15	202	15
	<i>Totals - Somerset County</i>	174,403	2.24	258	0	164,271	2.11	0.94	2,944	2,546	59
401	SULLIVAN COUNTY LIBRARY	21,427	3.33	62	0	28,799	4.48	1.34	46	101	7
	<i>Totals - Sullivan County</i>	21,427	3.33	62	0	28,799	4.48	1.34	46	101	7
402	SUS CO HIST SOC & FR LIB	94,671	2.18	208	125	164,008	3.78	1.73	143	3,610	36
	<i>Totals - Susquehanna County</i>	94,671	2.18	208	125	164,008	3.78	1.73	143	3,610	36
403	H POTTER-TIOGA COUNTY LIB SYS										
404	M BLOSSBURG MEMORIAL LIBRARY	15,077	3.77	12	1	11,792	2.95	0.78	11	112	5
405	M ELKLAND AREA COMMUNITY LIBRARY	15,680	4.25	20	0	8,002	2.17	0.51	18	6	6
406	M GREEN FREE LIBRARY	55,936	4.86	70	0	61,399	5.34	1.10	145	64	9
407	M KNOXVILLE PUBLIC LIBRARY	12,432	7.26	25	0	5,958	3.48	0.48	43	35	3
408	M MANSFIELD FREE PUBLIC LIBRARY	16,779	2.79	34	0	26,386	4.38	1.57	4	286	8
409	M WESTFIELD PUBLIC LIBRARY	15,479	7.33	23	0	20,622	9.77	1.33	17	12	6
	<i>Totals - Tioga County</i>	131,383	3.13	184	1	134,159	3.20	1.02	238	515	37
410	H UNION COUNTY LIBRARY SYSTEM	0	0.00	0	0	0	0.00	0.00	0	0	0
411	M JANE & ANNETTE HERR MEMORIAL LIBRARY	23,273	6.57	58	0	69,684	19.68	2.99	4	22	4
412	M PUBLIC LIBRARY FOR UNION CO	90,161	2.28	71	29	226,577	5.72	2.51	2,183	903	11
413	M WEST END LIBRARY	15,138	8.32	47	0	18,402	10.11	1.22	62	21	4
	<i>Totals - Union County</i>	128,572	2.86	176	29	314,663	7.00	2.45	2,249	946	19
414	COOPERSTOWN PUBLIC LIBRARY	13,872	3.33	32	0	5,608	1.35	0.40	30	230	6
415	FRANKLIN PUBLIC LIBRARY	48,058	2.23	84	0	57,564	2.67	1.20	119	445	11
416	OIL CITY LIBRARY	121,042	8.62	155	0	97,767	6.96	0.81	556	334	21
	<i>Totals - Venango County</i>	182,972	4.60	271	0	160,939	4.05	0.88	705	1,009	38

2014 PENNSYLVANIA PUBLIC LIBRARY STATISTICS
ANALYSIS OF REVENUE, EXPENDITURES AND SERVICES OF STATE AIDED LIBRARIES
PART I REVENUE

LIBRARIES BY COUNTY		POPULA- TION SERVED	TOTAL LOCAL GOV REVENUE	STATE REVENUE	FEDERAL REVENUE	OTHER REVENUE	TOTAL REVENUE	SCHOOL BOARD REVENUE	EMPLOY- MENT PROGRAMS
388	M TRI VALLEY FREE PUBLIC LIBRARY	3,516	2,915	11,784	0	27,927	42,626	205	0
389	ASHLAND PUBLIC LIBRARY	5,857	11,251	24,250	0	44,924	80,425	5,740	0
390	FRACKVILLE FREE PUBLIC LIBRARY	9,029	19,862	26,216	0	60,397	106,475	6,694	0
391	MAHANAY CITY PUBLIC LIBRARY	10,987	25,799	15,574	957	27,609	69,939	18,750	957
392	RINGTOWN AREA LIBRARY	2,091	11,895	9,376	0	31,310	52,581	1,680	0
393	SCHUYLKILL HAVEN FR PUB LIB	8,429	38,330	27,715	0	23,245	89,290	7,280	0
394	TAMAQUA PUBLIC LIBRARY	17,144	14,993	32,351	8,486	108,988	164,818	3,500	8,486
	<i>Totals - Schuylkill County</i>	142,228	285,943	546,932	42,769	648,981	1,524,625	102,574	22,349
395	SNYDER COUNTY LIBRARIES, INC	39,702	130,416	105,980	30,459	115,721	382,576	0	33,461
	<i>Totals - Snyder County</i>	39,702	130,416	105,980	30,459	115,721	382,576	0	33,461
396	H SOMERSET COUNTY FED LIB SYSTEM	0	121,250	57,601	0	14,250	193,101	1,300	0
397	M MEYERSDALE PUBLIC LIBRARY	19,008	14,860	32,214	6,529	54,759	108,362	0	6,529
398	M SOMERSET COUNTY LIBRARY	39,320	62,558	63,606	48,700	50,534	225,398	0	38,425
399	M WINDBER PUBLIC LIBRARY	13,137	26,982	22,707	7,779	27,633	85,101	0	1,748
400	MARY S BIESECKER PUB LIBRARY	6,277	83,009	24,782	0	36,165	143,956	0	0
	<i>Totals - Somerset County</i>	77,742	308,659	200,910	63,008	183,341	755,918	1,300	46,702
401	SULLIVAN COUNTY LIBRARY	6,428	30,000	43,185	5,312	57,114	135,611	0	5,312
	<i>Totals - Sullivan County</i>	6,428	30,000	43,185	5,312	57,114	135,611	0	5,312
402	SUS CO HIST SOC & FR LIB	43,356	259,737	213,893	8,092	306,845	788,567	2,703	0
	<i>Totals - Susquehanna County</i>	43,356	259,737	213,893	8,092	306,845	788,567	2,703	0
403	H POTTER-TIOGA COUNTY LIB SYS	12,947							
404	M BLOSSBURG MEMORIAL LIBRARY	4,003	22,817	15,615	0	48,194	86,626	0	0
405	M ELKLAND AREA COMMUNITY LIBRARY	3,688	19,315	12,307	0	36,032	67,654	0	0
406	M GREEN FREE LIBRARY	11,499	17,786	26,983	3,701	242,672	291,142	0	0
407	M KNOXVILLE PUBLIC LIBRARY	1,712	6,561	12,493	0	13,942	32,996	0	0
408	M MANSFIELD FREE PUBLIC LIBRARY	6,021	30,961	13,005	0	39,937	83,903	0	0
409	M WESTFIELD PUBLIC LIBRARY	2,111	12,096	11,515	0	32,134	55,745	0	0
	<i>Totals - Tioga County</i>	41,981	109,536	91,918	3,701	412,911	618,066	0	0
410	H UNION COUNTY LIBRARY SYSTEM	0	59,052	103,105	0	51	162,208	0	0
411	M JANE & ANNETTE HERR MEMORIAL LIBRARY	3,540	66,948	24,985	0	87,427	179,360	0	1,447
412	M PUBLIC LIBRARY FOR UNION CO	39,587	168,968	80,116	44,805	248,345	542,234	0	0
413	M WEST END LIBRARY	1,820	52,996	22,332	0	37,197	112,525	0	0
	<i>Totals - Union County</i>	44,947	347,964	230,538	44,805	373,020	996,327	0	1,447
414	COOPERSTOWN PUBLIC LIBRARY	4,167	16,200	7,347	0	12,956	36,503	1,000	0
415	FRANKLIN PUBLIC LIBRARY	21,577	24,250	64,548	0	135,642	224,440	9,850	0
416	OIL CITY LIBRARY	14,038	366,110	196,500	22,058	89,424	674,092	0	0
	<i>Totals - Venango County</i>	39,782	406,560	268,395	22,058	238,022	935,035	10,850	0

2014 PENNSYLVANIA PUBLIC LIBRARY STATISTICS
ANALYSIS OF REVENUE, EXPENDITURES AND SERVICES OF STATE AIDED LIBRARIES
PART I EXPENDITURES

LIBRARIES BY COUNTY		SALARIES WAGES & BENEFITS	TOTAL LIBRARY MATERIALS	OTHER OPERATING TOTAL	TOTAL OPERATING EXPEND	TOT CAP EXP	OPR/ CAP	LOCAL OPERATING EXPEND	STATE OPERATING EXPEND	TOTAL FEDERAL EXPEND
388	M TRI VALLEY FREE PUBLIC LIBRARY	24,163	3,430	15,219	42,812	0	12.176	31,028	11,784	0
389	ASHLAND PUBLIC LIBRARY	51,178	11,419	30,316	92,913	0	15.864	68,663	24,250	0
390	FRACKVILLE FREE PUBLIC LIBRARY	51,502	12,171	34,797	98,470	0	10.906	72,254	26,216	0
391	MAHANOEY CITY PUBLIC LIBRARY	36,285	4,285	27,381	67,951	0	6.185	51,420	15,574	957
392	RINGTOWN AREA LIBRARY	31,557	5,634	15,621	52,812	0	25.257	43,436	9,376	0
393	SCHUYLKILL HAVEN FR PUB LIB	82,961	12,902	35,691	131,554	0	15.607	103,839	27,715	0
394	TAMAQUA PUBLIC LIBRARY	125,682	20,868	36,770	183,320	0	10.693	142,483	33,261	7,576
	<i>Totals - Schuylkill County</i>	1,005,382	189,319	439,655	1,634,356	0	11.491	1,040,155	547,842	46,359
395	SNYDER COUNTY LIBRARIES, INC	315,041	64,013	135,276	514,330	20,632	12.955	377,891	105,980	30,459
	<i>Totals - Snyder County</i>	315,041	64,013	135,276	514,330	20,632	12.955	377,891	105,980	30,459
396	H SOMERSET COUNTY FED LIB SYSTEM	103,353	34,985	139,658	277,996	0	0.000	220,395	57,601	0
397	M MEYERSDALE PUBLIC LIBRARY	96,810	17,345	33,994	148,149	0	7.794	109,406	32,214	6,529
398	M SOMERSET COUNTY LIBRARY	157,360	25,965	49,165	232,490	0	5.913	115,779	63,606	53,105
399	M WINDBER PUBLIC LIBRARY	65,211	12,235	30,809	108,255	0	8.240	77,769	22,707	7,779
400	MARY S BIESECKER PUB LIBRARY	98,984	25,014	24,697	148,695	0	23.689	122,183	24,782	1,730
	<i>Totals - Somerset County</i>	521,718	115,544	278,323	915,585	0	11.777	645,532	200,910	69,143
401	SULLIVAN COUNTY LIBRARY	61,247	15,043	17,841	94,131	0	14.644	45,634	43,185	5,312
	<i>Totals - Sullivan County</i>	61,247	15,043	17,841	94,131	0	14.644	45,634	43,185	5,312
402	SUS CO HIST SOC & FR LIB	483,511	101,082	173,675	758,268	0	17.489	533,386	213,893	10,989
	<i>Totals - Susquehanna County</i>	483,511	101,082	173,675	758,268	0	17.489	533,386	213,893	10,989
403	H POTTER-TIOGA COUNTY LIB SYS									
404	M BLOSSBURG MEMORIAL LIBRARY	34,126	15,778	32,173	82,077	0	20.504	66,462	15,615	0
405	M ELKLAND AREA COMMUNITY LIBRARY	44,032	8,951	27,809	80,792	0	21.907	68,485	12,307	0
406	M GREEN FREE LIBRARY	150,101	64,224	66,404	280,729	0	24.413	250,045	26,983	3,701
407	M KNOXVILLE PUBLIC LIBRARY	32,824	13,098	33,603	79,525	0	46.452	67,032	12,493	0
408	M MANSFIELD FREE PUBLIC LIBRARY	40,088	16,726	22,523	79,337	0	13.177	66,332	13,005	0
409	M WESTFIELD PUBLIC LIBRARY	25,042	16,773	16,587	58,402	0	27.666	46,887	11,515	0
	<i>Totals - Tioga County</i>	326,213	135,550	199,099	660,862	0	15.742	565,243	91,918	3,701
410	H UNION COUNTY LIBRARY SYSTEM	110,112	4,892	53,017	168,021	0	0.000	64,916	103,105	0
411	M JANE & ANNETTE HERR MEMORIAL LIBRARY	90,743	16,377	51,992	159,112	4,749	44.947	131,520	27,440	152
412	M PUBLIC LIBRARY FOR UNION CO	370,367	97,814	229,304	697,485	0	17.619	553,362	80,116	64,007
413	M WEST END LIBRARY	68,312	19,460	26,915	114,687	0	63.015	92,355	22,332	0
	<i>Totals - Union County</i>	639,534	138,543	361,228	1,139,305	4,749	25.348	842,153	232,993	64,159
414	COOPERSTOWN PUBLIC LIBRARY	11,889	8,284	10,821	30,994	0	7.438	23,647	7,347	0
415	FRANKLIN PUBLIC LIBRARY	133,096	26,495	77,649	237,240	0	10.995	172,692	64,548	0
416	OIL CITY LIBRARY	411,650	73,804	147,048	632,502	0	45.056	413,944	196,500	22,058
	<i>Totals - Venango County</i>	556,635	108,583	235,518	900,736	0	22.642	610,283	268,395	22,058

2014 PENNSYLVANIA PUBLIC LIBRARY STATISTICS
 ANALYSIS OF REVENUE, EXPENDITURES AND SERVICES OF STATE AIDED LIBRARIES
 PART I HOURS & STAFF

LIBRARIES BY COUNTY	POPULA- TION SERVED	HOURS OPEN WEEKLY	TOTAL REGIS- TRATION	PROFES- SIONAL STAFF	LIBRARIAN STAFF	OTHER PAID STAFF	VOLUN- TEER STAFF
417 SHEFFIELD TOWNSHIP LIBRARY	2,337	26	1,797	0.00	0.57	0.29	0.17
418 SUGAR GROVE FREE LIBRARY	5,270	28	1,430	0.86	0.86	0.63	0.00
419 TIDIOUTE PUBLIC LIBRARY	688	26	736	0.00	0.74	0.00	0.00
420 WARREN LIBRARY ASSOCIATION	28,502	54	17,072	6.25	0.00	12.92	0.86
421 YOUNGSVILLE PUBLIC LIBRARY	5,018	26	2,752	0.00	0.86	0.57	0.11
<i>Totals - Warren County</i>	41,815		23,787	7.11	3.03	14.40	1.15
422 H WASHINGTON COUNTY LIBRARY SYS	0		0	0.29	0.00	0.86	0.00
423 M AVELLA AREA LIBRARY CENTER	4,209	35	2,276	0.00	0.60	0.40	0.06
424 M BENTLEYVILLE PUBLIC LIBRARY	8,553	45	767	0.00	1.00	1.71	0.00
425 M BURGETTSTOWN COMMUNITY LIBRARY	9,699	48	2,278	0.00	1.00	0.57	0.57
426 M CALIFORNIA PUBLIC LIBRARY	10,640	45	3,088	0.00	0.57	1.03	0.00
427 M CHARTIERS-HOUSTON COM LIBRARY	9,114	52	3,417	0.00	0.00	3.20	2.11
428 M CITIZENS LIBRARY	54,719	55	0	6.00	0.00	11.57	0.80
429 M DONORA PUBLIC LIBRARY	9,727	45	1,847	0.57	0.00	2.57	0.00
430 M FRANK SARRIS PUBLIC LIBRARY	33,671	54	4,979	2.26	0.00	8.57	1.14
431 M FREDERICKTOWN AREA PUB LIBRARY	6,805	46	1,990	0.00	0.74	1.31	0.00
432 M HERITAGE PUBLIC LIBRARY	8,508	45	5,269	0.00	0.86	2.49	0.43
433 M JOHN K TENER LIBRARY	12,024	46	7,448	0.00	1.00	1.71	0.43
434 M MARIANNA COMMUNITY PUBLIC LIB	1,954	35	2,944	0.00	0.80	0.20	0.20
435 M MONONGAHELA AREA LIBRARY	16,375	45	2,038	1.00	0.00	2.34	0.00
436 M PETERS TOWNSHIP LIBRARY	21,213	67	23,960	6.00	0.00	7.50	0.00
<i>Totals - Washington County</i>	207,211		62,301	16.11	6.57	46.04	5.74
437 H WAYNE LIBRARY AUTHORITY	0		0	0.86	0.00	0.00	0.00
438 M BETHANY PUBLIC LIBRARY	1,647	25	236	0.00	0.71	0.00	0.00
439 M COMMUNITY LIBRARY OF LAKE & SALEM TOWNSHIPS	9,540	39	2,493	1.00	0.00	0.95	2.23
440 M HAWLEY LIBRARY	6,378	29	3,598	1.71	0.86	0.00	2.20
441 M NEWFOUNDLAND AREA PUB LIBRARY	4,743	27	894	0.00	0.57	0.34	0.77
442 M NORTHERN WAYNE COMMUNITY LIB	2,300	35	492	1.00	0.00	0.69	0.00
443 M PLEASANT MOUNT PUBLIC LIBRARY	1,357	35	338	0.00	0.69	0.31	0.00
444 M WAYNE COUNTY PUBLIC LIBRARY	26,857	47	4,969	1.14	0.00	6.83	1.94
<i>Totals - Wayne County</i>	52,822		13,020	5.71	2.83	9.12	7.14
445 H WESTMORELAND COUNTY LIB SYSTEM	0		724	1.01	0.00	2.67	0.00
446 M ADAMS MEMORIAL LIBRARY	51,544	45	12,641	4.00	2.13	10.32	0.27
447 M BELLE VERNON PUBLIC LIBRARY	7,562	45	1,024	0.57	0.00	1.00	0.00
448 M DELMONT PUBLIC LIBRARY	3,697	43	2,262	0.00	0.80	1.29	1.34
449 M GREENSBURG-HEMPFIELD AREA LIB	75,481	47	16,024	4.83	0.00	7.71	3.14
450 M JEANNETTE PUBLIC LIBRARY	14,384	35	3,019	0.89	0.00	2.14	0.11
451 M LIGONIER VALLEY LIBRARY	13,482	61	5,867	0.00	2.00	8.08	0.00
452 M MANOR PUBLIC LIBRARY	3,239	35	427	0.69	0.00	0.43	0.17
453 M MONESSEN PUBLIC LIBRARY	16,548	39	3,976	1.73	0.00	1.55	0.53
454 M MT PLEASANT FR PUB LIB ASSOC	15,365	45	3,899	0.11	1.69	1.57	0.00
455 M MURRYSVILLE COMMUNITY LIBRARY	28,418	59	9,194	2.94	3.00	2.43	0.46

2014 PENNSYLVANIA PUBLIC LIBRARY STATISTICS
 ANALYSIS OF REVENUE, EXPENDITURES AND SERVICES OF STATE AIDED LIBRARIES
 PART I COLLECTION

LIBRARIES BY COUNTY	CATL ITEMS EOY	ITEMS/ CAPITA	PERIOD- ICAL PRINT TITLES	PERIOD- ICAL eTITLES	TOTAL CIRC	CIRC/ CAPITA	TURN- OVER	INTER LOAN LENT	INTER LOAN BORROW	WEB ACCESS PCs
417 SHEFFIELD TOWNSHIP LIBRARY	23,106	9.89	28	0	7,811	3.34	0.34	91	115	3
418 SUGAR GROVE FREE LIBRARY	14,775	2.80	36	2	6,935	1.32	0.47	114	28	6
419 TIDIOUTE PUBLIC LIBRARY	19,540	28.40	37	0	9,104	13.23	0.47	45	302	4
420 WARREN LIBRARY ASSOCIATION	169,484	5.95	178	0	383,404	13.45	2.26	2,479	2,869	19
421 YOUNGSHIRE PUBLIC LIBRARY	18,947	3.78	89	0	17,295	3.45	0.91	63	175	6
<i>Totals - Warren County</i>	245,852	5.88	368	2	424,549	10.15	1.73	2,792	3,489	38
422 H WASHINGTON COUNTY LIBRARY SYS	975	0.00	0	0	0	0.00	0.00	0	0	0
423 M AVELLA AREA LIBRARY CENTER	24,568	5.84	21	0	10,572	2.51	0.43	0	0	3
424 M BENTLEYVILLE PUBLIC LIBRARY	24,277	2.84	20	0	16,795	1.96	0.69	92	39	5
425 M BURGETTSTOWN COMMUNITY LIBRARY	22,217	2.29	17	17	8,894	0.92	0.40	15	20	7
426 M CALIFORNIA PUBLIC LIBRARY	13,751	1.29	33	0	4,852	0.46	0.35	23	29	8
427 M CHARTIERS-HOUSTON COM LIBRARY	36,477	4.00	32	0	23,315	2.56	0.64	67	47	11
428 M CITIZENS LIBRARY	112,001	2.05	225	0	140,354	2.56	1.25	780	583	15
429 M DONORA PUBLIC LIBRARY	35,415	3.64	59	0	6,303	0.65	0.18	3	45	10
430 M FRANK SARRIS PUBLIC LIBRARY	59,019	1.75	48	57	68,546	2.04	1.16	65	51	28
431 M FREDERICKTOWN AREA PUB LIBRARY	15,861	2.33	15	0	9,765	1.43	0.62	49	58	6
432 M HERITAGE PUBLIC LIBRARY	24,047	2.83	60	0	18,091	2.13	0.75	69	30	9
433 M JOHN K TENER LIBRARY	30,000	2.50	45	0	32,233	2.68	1.07	16	121	16
434 M MARIANNA COMMUNITY PUBLIC LIB	11,957	6.12	52	0	4,019	2.06	0.34	0	0	3
435 M MONONGAHELA AREA LIBRARY	33,527	2.05	22	0	24,669	1.51	0.74	72	32	8
436 M PETERS TOWNSHIP LIBRARY	126,138	5.95	136	49	349,550	16.48	2.77	120	305	27
<i>Totals - Washington County</i>	570,230	2.75	785	123	717,958	3.46	1.26	1,371	1,360	156
437 H WAYNE LIBRARY AUTHORITY	65,294	0.00	0	125	4,632	0.00	0.07	0	0	0
438 M BETHANY PUBLIC LIBRARY	6,938	4.21	15	125	3,161	1.92	0.46	0	0	5
439 M COMMUNITY LIBRARY OF LAKE & SALEM TOWNSHIPS	16,051	1.68	19	125	34,631	3.63	2.16	24	1,050	11
440 M HAWLEY LIBRARY	29,183	4.58	71	125	53,368	8.37	1.83	59	898	14
441 M NEWFOUNDLAND AREA PUB LIBRARY	14,080	2.97	35	125	11,454	2.41	0.81	25	85	6
442 M NORTHERN WAYNE COMMUNITY LIB	8,727	3.79	14	125	4,769	2.07	0.55	15	156	5
443 M PLEASANT MOUNT PUBLIC LIBRARY	6,378	4.70	22	125	12,840	9.46	2.01	17	27	4
444 M WAYNE COUNTY PUBLIC LIBRARY	32,655	1.22	95	125	85,496	3.18	2.62	121	1,319	12
<i>Totals - Wayne County</i>	179,306	3.39	271	1,000	210,351	3.98	1.17	261	3,535	57
445 H WESTMORELAND COUNTY LIB SYSTEM	4,574	0.00	0	0	3,511	0.00	0.77	72	2,720	0
446 M ADAMS MEMORIAL LIBRARY	93,609	1.82	28	0	197,337	3.83	2.11	12,431	22,758	32
447 M BELLE VERNON PUBLIC LIBRARY	17,391	2.30	17	0	8,932	1.18	0.51	1,878	1,866	2
448 M DELMONT PUBLIC LIBRARY	21,682	5.86	14	0	40,118	10.85	1.85	3,777	6,610	4
449 M GREENSBURG-HEMPFIELD AREA LIB	99,344	1.32	94	0	187,612	2.49	1.89	21,218	16,050	20
450 M JEANNETTE PUBLIC LIBRARY	47,638	3.31	107	0	24,326	1.69	0.51	7,083	3,007	8
451 M LIGONIER VALLEY LIBRARY	72,088	5.35	79	0	89,561	6.64	1.24	10,542	8,317	14
452 M MANOR PUBLIC LIBRARY	12,591	3.89	16	0	6,987	2.16	0.55	1,823	1,250	4
453 M MONESSEN PUBLIC LIBRARY	62,154	3.76	50	0	16,957	1.02	0.27	6,920	2,294	10
454 M MT PLEASANT FR PUB LIB ASSOC	25,694	1.67	73	0	38,246	2.49	1.49	2,573	6,959	7
455 M MURRYSVILLE COMMUNITY LIBRARY	63,955	2.25	111	0	136,126	4.79	2.13	10,694	13,041	10

2014 PENNSYLVANIA PUBLIC LIBRARY STATISTICS
ANALYSIS OF REVENUE, EXPENDITURES AND SERVICES OF STATE AIDED LIBRARIES
PART I REVENUE

LIBRARIES BY COUNTY		POPULA- TION SERVED	TOTAL LOCAL GOV REVENUE	STATE REVENUE	FEDERAL REVENUE	OTHER REVENUE	TOTAL REVENUE	SCHOOL BOARD REVENUE	EMPLOY- MENT PROGRAMS
417	SHEFFIELD TOWNSHIP LIBRARY	2,337	20,086	5,188	0	3,935	29,209	0	0
418	SUGAR GROVE FREE LIBRARY	5,270	14,700	13,487	1,432	20,576	50,195	0	0
419	TIDIOUTE PUBLIC LIBRARY	688	8,750	2,897	0	4,613	16,260	0	0
420	WARREN LIBRARY ASSOCIATION	28,502	200,000	356,862	49,505	204,683	811,050	0	0
421	YOUNGSVILLE PUBLIC LIBRARY	5,018	20,068	8,848	0	21,681	50,597	0	0
	<i>Totals - Warren County</i>	41,815	263,604	387,282	50,937	255,488	957,311	0	0
422	H WASHINGTON COUNTY LIBRARY SYS	0	21,854	24,716	0	57	46,627	0	0
423	M AVELLA AREA LIBRARY CENTER	4,209	12,600	16,109	0	31,935	60,644	2,000	0
424	M BENTLEYVILLE PUBLIC LIBRARY	8,553	12,252	19,544	0	47,477	79,273	1,900	0
425	M BURGETTSTOWN COMMUNITY LIBRARY	9,699	10,023	21,899	5,494	49,069	86,485	0	5,494
426	M CALIFORNIA PUBLIC LIBRARY	10,640	13,749	20,803	0	12,605	47,157	0	0
427	M CHARTIERS-HOUSTON COM LIBRARY	9,114	49,511	35,088	0	93,975	178,574	0	0
428	M CITIZENS LIBRARY	54,719	143,543	486,623	0	213,637	843,803	38,500	0
429	M DONORA PUBLIC LIBRARY	9,727	12,411	36,339	0	47,971	96,721	0	0
430	M FRANK SARRIS PUBLIC LIBRARY	33,671	253,842	62,078	12,983	161,726	490,629	122,594	7,664
431	M FREDERICKTOWN AREA PUB LIBRARY	6,805	30,418	16,884	0	68,423	115,725	1,500	0
432	M HERITAGE PUBLIC LIBRARY	8,508	22,353	20,024	12,754	39,118	94,249	5,500	0
433	M JOHN K TENER LIBRARY	12,024	21,338	27,006	4,043	49,923	102,310	3,000	4,043
434	M MARIANNA COMMUNITY PUBLIC LIB	1,954	8,973	11,619	0	11,884	32,476	1,500	0
435	M MONONGAHELA AREA LIBRARY	16,375	39,846	32,991	0	30,476	103,313	0	0
436	M PETERS TOWNSHIP LIBRARY	21,213	840,048	78,116	0	57,133	975,297	0	0
	<i>Totals - Washington County</i>	207,211	1,492,761	909,839	35,274	915,409	3,353,283	176,494	17,201
437	H WAYNE LIBRARY AUTHORITY	0	15,000	70,789	32,200	31,459	149,448	0	0
438	M BETHANY PUBLIC LIBRARY	1,647	19,491	6,336	0	4,587	30,414	0	0
439	M COMMUNITY LIBRARY OF LAKE & SALEM TOWNSHIPS	9,540	40,085	23,622	2,030	36,019	101,756	0	2,030
440	M HAWLEY LIBRARY	6,378	45,331	16,480	8,347	140,770	210,928	5,900	8,347
441	M NEWFOUNDLAND AREA PUB LIBRARY	4,743	26,852	13,177	0	17,370	57,399	1,400	0
442	M NORTHERN WAYNE COMMUNITY LIB	2,300	20,416	9,053	0	22,984	52,453	0	0
443	M PLEASANT MOUNT PUBLIC LIBRARY	1,357	19,504	12,581	0	46,642	78,727	0	0
444	M WAYNE COUNTY PUBLIC LIBRARY	26,857	109,529	161,019	3,213	180,722	454,483	0	3,213
	<i>Totals - Wayne County</i>	52,822	296,208	313,057	45,790	480,553	1,135,608	7,300	13,590
445	H WESTMORELAND COUNTY LIB SYSTEM	0	187,587	456,891	0	35,274	679,752	0	0
446	M ADAMS MEMORIAL LIBRARY	51,544	72,445	179,788	4,962	483,441	740,636	26,636	0
447	M BELLE VERNON PUBLIC LIBRARY	7,562	6,042	15,567	0	16,112	37,721	0	0
448	M DELMONT PUBLIC LIBRARY	3,697	5,799	6,317	0	51,109	63,225	0	0
449	M GREENSBURG-HEMPFIELD AREA LIB	75,481	73,868	123,122	0	346,217	543,207	10,000	0
450	M JEANNETTE PUBLIC LIBRARY	14,384	21,856	41,956	0	75,257	139,069	2,000	0
451	M LIGONIER VALLEY LIBRARY	13,482	9,558	65,526	0	179,166	254,250	0	0
452	M MANOR PUBLIC LIBRARY	3,239	13,998	9,519	0	24,949	48,466	0	0
453	M MONESSEN PUBLIC LIBRARY	16,548	59,105	63,177	6,846	56,506	185,634	0	6,846
454	M MT PLEASANT FR PUB LIB ASSOC	15,365	10,279	22,878	0	92,805	125,962	0	0
455	M MURRYSVILLE COMMUNITY LIBRARY	28,418	263,960	79,613	0	59,994	403,567	0	0

2014 PENNSYLVANIA PUBLIC LIBRARY STATISTICS
ANALYSIS OF REVENUE, EXPENDITURES AND SERVICES OF STATE AIDED LIBRARIES
PART I EXPENDITURES

LIBRARIES BY COUNTY		SALARIES WAGES & BENEFITS	TOTAL LIBRARY MATERIALS	OTHER OPERATING TOTAL	TOTAL OPERATING EXPEND	TOT CAP EXP	OPR/ CAP	LOCAL OPERATING EXPEND	STATE OPERATING EXPEND	TOTAL FEDERAL EXPEND
417	SHEFFIELD TOWNSHIP LIBRARY	21,109	4,756	4,846	30,711	0	13.141	25,523	5,188	0
418	SUGAR GROVE FREE LIBRARY	30,216	6,797	20,493	57,506	0	10.912	42,587	13,487	1,432
419	TIDIOUTE PUBLIC LIBRARY	22,148	7,528	11,889	41,565	0	60.414	38,668	2,897	0
420	WARREN LIBRARY ASSOCIATION	783,343	127,228	232,205	1,142,776	0	40.095	733,774	359,497	49,505
421	YOUNGSHIRE PUBLIC LIBRARY	33,755	4,774	15,616	54,145	0	10.790	45,297	8,848	0
	<i>Totals - Warren County</i>	890,571	151,083	285,049	1,326,703	0	31.728	885,849	389,917	50,937
422	H WASHINGTON COUNTY LIBRARY SYS	17,713	1,569	34,353	53,635	0	0.000	28,919	24,716	0
423	M AVELLA AREA LIBRARY CENTER	28,678	5,963	10,991	45,632	0	10.842	28,333	17,299	0
424	M BENTLEYVILLE PUBLIC LIBRARY	51,319	6,178	25,911	83,408	20,097	9.752	63,864	19,544	0
425	M BURGETTSTOWN COMMUNITY LIBRARY	48,525	10,884	47,904	107,313	0	11.064	79,920	21,899	5,494
426	M CALIFORNIA PUBLIC LIBRARY	34,076	3,868	14,154	52,098	0	4.896	31,295	20,803	0
427	M CHARTIERS-HOUSTON COM LIBRARY	63,071	16,814	40,921	120,806	0	13.255	85,718	35,088	0
428	M CITIZENS LIBRARY	645,900	162,635	163,978	972,513	627,109	17.773	485,890	486,623	0
429	M DONORA PUBLIC LIBRARY	54,077	5,507	52,263	111,847	0	11.499	75,508	36,339	0
430	M FRANK SARRIS PUBLIC LIBRARY	230,621	60,087	124,516	415,224	0	12.332	340,163	62,078	12,983
431	M FREDERICKTOWN AREA PUB LIBRARY	50,895	10,842	28,463	90,200	0	13.255	73,316	16,884	0
432	M HERITAGE PUBLIC LIBRARY	47,210	9,153	52,027	108,390	0	12.740	75,612	20,024	12,754
433	M JOHN K TENER LIBRARY	78,094	10,181	44,035	132,310	0	11.004	101,261	27,006	4,043
434	M MARIANNA COMMUNITY PUBLIC LIB	20,263	4,695	8,436	33,394	0	17.090	21,775	11,619	0
435	M MONONGAHELA AREA LIBRARY	66,567	11,590	50,326	128,483	0	7.846	95,492	32,991	0
436	M PETERS TOWNSHIP LIBRARY	639,574	186,660	118,796	945,030	0	44.550	866,914	78,116	0
	<i>Totals - Washington County</i>	2,076,583	506,626	817,074	3,400,283	647,206	16.410	2,453,980	911,029	35,274
437	H WAYNE LIBRARY AUTHORITY	27,065	50,038	52,828	129,931	0	0.000	26,942	70,789	32,200
438	M BETHANY PUBLIC LIBRARY	12,084	2,585	7,549	22,218	0	13.490	15,882	6,336	0
439	M COMMUNITY LIBRARY OF LAKE & SALEM TOWNSHIPS	48,644	18,574	41,530	108,748	0	11.399	83,096	23,622	2,030
440	M HAWLEY LIBRARY	136,978	26,702	51,428	215,108	0	33.727	190,281	16,480	8,347
441	M NEWFOUNDLAND AREA PUB LIBRARY	23,072	7,656	21,897	52,625	0	11.095	39,448	13,177	0
442	M NORTHERN WAYNE COMMUNITY LIB	36,026	5,373	12,913	54,312	0	23.614	45,259	9,053	0
443	M PLEASANT MOUNT PUBLIC LIBRARY	20,333	4,496	34,056	58,885	0	43.394	46,304	12,581	0
444	M WAYNE COUNTY PUBLIC LIBRARY	254,634	60,061	122,254	436,949	0	16.269	282,843	150,893	3,213
	<i>Totals - Wayne County</i>	558,836	175,485	344,455	1,078,776	0	20.423	730,055	302,931	45,790
445	H WESTMORELAND COUNTY LIB SYSTEM	273,290	91,870	345,678	710,838	0	0.000	253,947	456,891	0
446	M ADAMS MEMORIAL LIBRARY	454,246	65,875	196,293	716,414	0	13.899	531,664	179,788	4,962
447	M BELLE VERNON PUBLIC LIBRARY	23,892	4,888	3,010	31,790	0	4.204	16,223	15,567	0
448	M DELMONT PUBLIC LIBRARY	36,283	7,489	14,973	58,745	0	15.890	52,428	6,317	0
449	M GREENSBURG-HEMPFIELD AREA LIB	390,758	74,787	168,513	634,058	0	8.400	510,936	123,122	0
450	M JEANNETTE PUBLIC LIBRARY	66,994	27,323	64,540	158,857	0	11.044	116,901	41,956	0
451	M LIGONIER VALLEY LIBRARY	348,128	56,033	104,312	508,473	0	37.715	442,947	65,526	0
452	M MANOR PUBLIC LIBRARY	27,836	4,969	13,532	46,337	0	14.306	36,818	9,519	0
453	M MONESSEN PUBLIC LIBRARY	97,867	32,178	75,657	205,702	0	12.431	135,679	63,177	6,846
454	M MT PLEASANT FR PUB LIB ASSOC	79,091	16,126	30,453	125,670	0	8.179	102,792	22,878	0
455	M MURRYSVILLE COMMUNITY LIBRARY	288,259	53,514	70,422	412,195	0	14.505	332,582	79,613	0

2014 PENNSYLVANIA PUBLIC LIBRARY STATISTICS
 ANALYSIS OF REVENUE, EXPENDITURES AND SERVICES OF STATE AIDED LIBRARIES
 PART I HOURS & STAFF

LIBRARIES BY COUNTY	POPULA- TION SERVED	HOURS OPEN WEEKLY	TOTAL REGIS- TRATION	PROFES- SIONAL STAFF	LIBRARIAN STAFF	OTHER PAID STAFF	VOLUN- TEER STAFF
456 M NEW FLORENCE COMMUNITY LIBRARY	2,702	40	1,582	0.00	1.00	0.83	0.00
457 M NORWIN PUB LIB ASSOC	35,428	58	14,913	1.75	1.00	6.40	0.60
458 M PENN AREA LIBRARY	20,480	60	6,239	1.00	0.00	5.00	1.00
459 M PEOPLES LIBRARY	42,318	45	8,898	2.05	0.00	4.16	1.46
460 M ROSTRAVER PUBLIC LIBRARY	11,968	47	4,541	0.00	1.20	2.66	0.40
461 M SCOTSDALE PUBLIC LIBRARY	15,199	45	3,716	1.14	0.00	3.83	0.51
462 M SEWICKLEY TOWNSHIP PUBLIC LIBRARY	5,996	38	1,491	0.60	0.43	0.37	0.17
463 M TRAFFORD COMMUNITY PUBLIC LIB	3,174	35	826	0.00	0.57	0.00	0.51
464 M VANDERGRIFT PUB LIBRARY ASSOC	6,688	45	3,081	0.00	1.00	1.57	0.00
<i>Totals - Westmoreland County</i>	373,673		104,344	23.32	14.82	64.00	10.69
465 TUNKHANNOCK PUBLIC LIBRARY	28,276	53	9,626	1.00	0.00	4.77	0.91
<i>Totals - Wyoming County</i>	28,276		9,626	1.00	0.00	4.77	0.91
466 H YORK COUNTY LIBRARY SYSTEM	115,043	45	36,023	6.63	1.00	43.38	2.50
467 M A HUFNAGEL GLEN ROCK LIB	5,821	39	2,893	0.00	0.00	1.73	0.53
468 M DILLSBURG AREA PUBLIC LIBRARY	21,073	52	7,877	0.75	0.00	2.23	1.75
469 M GLATFELTER MEMORIAL LIBRARY	23,101	47	9,559	0.50	0.00	2.63	0.50
470 M GUTHRIE MEMORIAL LIBRARY	45,791	54	30,558	1.00	0.00	10.50	2.50
471 M KALTREIDER-BENFER LIBRARY	68,578	54	27,113	1.00	1.00	4.65	2.88
472 M MARTIN MEMORIAL LIBRARY	126,550	65	64,018	9.00	0.00	41.00	3.00
473 M MASON DIXON PUBLIC LIBRARY	14,003	50	7,005	1.00	0.00	1.63	1.90
474 M PAUL SMITH LIB OF SOUTHERN YORK COUNTY	15,012	51	9,385	0.86	1.14	4.00	3.43
<i>Totals - York County</i>	434,972		194,431	20.73	3.14	111.73	18.99
STATEWIDE TOTALS	12,408,832		5,295,583	1,283.44	292.70	2,980.78	502.22

2014 PENNSYLVANIA PUBLIC LIBRARY STATISTICS
 ANALYSIS OF REVENUE, EXPENDITURES AND SERVICES OF STATE AIDED LIBRARIES
 PART I COLLECTION

LIBRARIES BY COUNTY	CATL ITEMS EOY	ITEMS/ CAPITA	PERIOD- ICAL PRINT TITLES	PERIOD- ICAL eTITLES	TOTAL CIRC	CIRC/ CAPITA	TURN- OVER	INTER LOAN LENT	INTER LOAN BORROW	WEB ACCESS PCs
456 M NEW FLORENCE COMMUNITY LIBRARY	21,464	7.94	16	0	21,318	7.89	0.99	3,408	3,515	6
457 M NORWIN PUB LIB ASSOC	70,248	1.98	76	0	163,873	4.63	2.33	12,246	13,397	28
458 M PENN AREA LIBRARY	40,189	1.96	74	0	104,597	5.11	2.60	8,165	8,737	15
459 M PEOPLES LIBRARY	62,151	1.47	25	0	61,717	1.46	0.99	5,667	7,550	20
460 M ROSTRAVER PUBLIC LIBRARY	30,280	2.53	18	0	30,568	2.55	1.01	3,765	3,521	9
461 M SCOTTDALÉ PUBLIC LIBRARY	42,892	2.82	70	2	44,826	2.95	1.05	5,073	5,158	24
462 M SEWICKLEY TOWNSHIP PUBLIC LIBRARY	20,119	3.36	34	0	22,583	3.77	1.12	6,092	4,531	5
463 M TRAFFORD COMMUNITY PUBLIC LIB	11,490	3.62	36	0	4,049	1.28	0.35	1,023	747	7
464 M VANDERGRIFT PUB LIBRARY ASSOC	19,441	2.91	11	0	25,533	3.82	1.31	2,969	4,919	8
<i>Totals - Westmoreland County</i>	838,994	2.25	949	2	1,228,777	3.29	1.46	127,419	136,947	233
465 TUNKHANNOCK PUBLIC LIBRARY	29,629	1.05	51	125	142,258	5.03	4.80	35	553	10
<i>Totals - Wyoming County</i>	29,629	1.05	51	125	142,258	5.03	4.80	35	553	10
466 H YORK COUNTY LIBRARY SYSTEM	154,051	1.34	89	0	594,642	5.17	3.86	20,410	35,759	36
467 M A HUFNAGEL GLEN ROCK LIB	14,587	2.51	44	0	24,961	4.29	1.71	3,408	2,122	7
468 M DILLSBURG AREA PUBLIC LIBRARY	33,018	1.57	18	0	70,151	3.33	2.12	4,847	4,262	6
469 M GLATFELTER MEMORIAL LIBRARY	43,952	1.90	72	0	93,447	4.05	2.13	5,599	5,202	8
470 M GUTHRIE MEMORIAL LIBRARY	99,366	2.17	130	0	272,915	5.96	2.75	18,587	13,539	40
471 M KALTREIDER-BENFER LIBRARY	45,603	0.66	61	0	199,016	2.90	4.36	7,406	12,388	14
472 M MARTIN MEMORIAL LIBRARY	186,633	1.47	92	0	356,778	2.82	1.91	42,739	13,242	70
473 M MASON DIXON PUBLIC LIBRARY	37,041	2.65	34	0	58,478	4.18	1.58	5,054	4,237	15
474 M PAUL SMITH LIB OF SOUTHERN YORK COUNTY	46,594	3.10	54	0	135,256	9.01	2.90	6,995	10,998	18
<i>Totals - York County</i>	660,845	1.52	594	0	1,805,644	4.15	2.73	115,045	101,749	214
STATEWIDE TOTALS	30,801,074	2.48	33,353	20,368	66,140,364	5.33	2.15	4,544,058	4,500,293	8,020

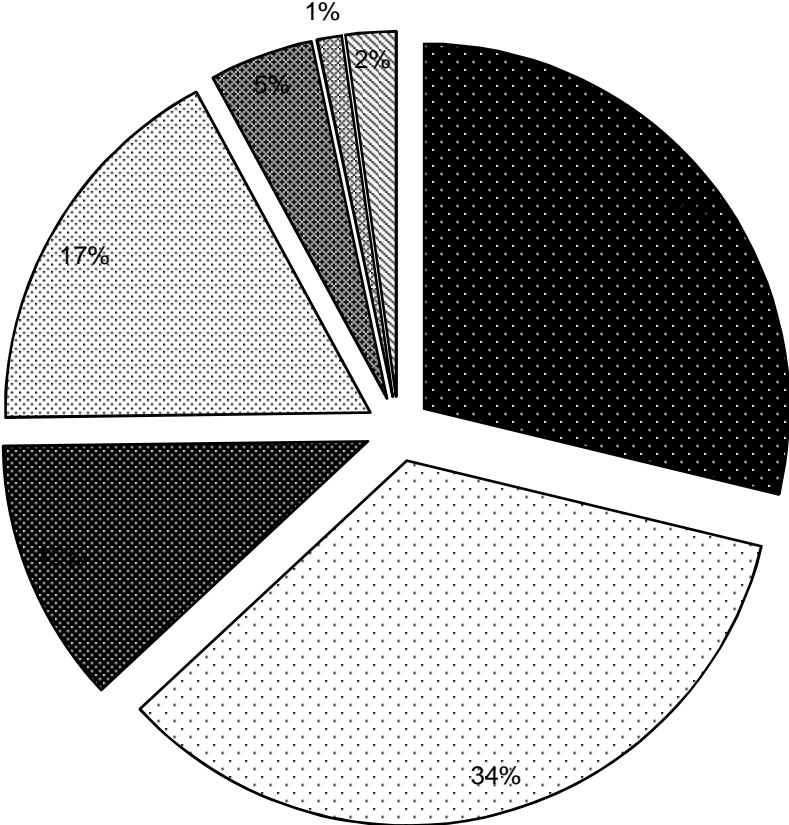
2014 PENNSYLVANIA PUBLIC LIBRARY STATISTICS
 ANALYSIS OF REVENUE, EXPENDITURES AND SERVICES OF STATE AIDED LIBRARIES
 PART I REVENUE

LIBRARIES BY COUNTY	POPULA- TION SERVED	TOTAL LOCAL GOV REVENUE	STATE REVENUE	FEDERAL REVENUE	OTHER REVENUE	TOTAL REVENUE	SCHOOL BOARD REVENUE	EMPLOY- MENT PROGRAMS
456 M NEW FLORENCE COMMUNITY LIBRARY	2,702	4,242	10,661	0	34,748	49,651	0	0
457 M NORWIN PUB LIB ASSOC	35,428	472,444	103,953	0	127,405	703,802	465,476	0
458 M PENN AREA LIBRARY	20,480	175,061	58,787	3,882	27,736	265,466	8,000	3,882
459 M PEOPLES LIBRARY	42,318	109,761	94,042	0	126,056	329,859	9,000	0
460 M ROSTRAVER PUBLIC LIBRARY	11,968	29,473	17,832	4,953	79,982	132,240	0	4,953
461 M SCOTSDALE PUBLIC LIBRARY	15,199	38,782	20,240	11,952	187,397	258,371	0	11,952
462 M SEWICKLEY TOWNSHIP PUBLIC LIBRARY	5,996	2,922	11,596	0	54,387	68,905	0	0
463 M TRAFFORD COMMUNITY PUBLIC LIB	3,174	8,736	6,886	0	11,061	26,683	4,000	0
464 M VANDERGRIFT PUB LIBRARY ASSOC	6,688	29,755	16,412	0	29,659	75,826	0	0
<i>Totals - Westmoreland County</i>	373,673	1,595,673	1,404,763	32,595	2,099,261	5,132,292	525,112	27,633
465 TUNKHANNOCK PUBLIC LIBRARY	28,276	48,500	50,532	0	239,370	338,402	0	0
<i>Totals - Wyoming County</i>	28,276	48,500	50,532	0	239,370	338,402	0	0
466 H YORK COUNTY LIBRARY SYSTEM	115,043	1,984,387	352,796	50,000	577,772	2,964,955	5,000	0
467 M A HUFNAGEL GLEN ROCK LIB	5,821	29,874	24,334	0	41,342	95,550	1,000	0
468 M DILLSBURG AREA PUBLIC LIBRARY	21,073	40,571	40,096	0	47,597	128,264	0	0
469 M GLATFELTER MEMORIAL LIBRARY	23,101	43,389	42,384	0	65,168	150,941	0	0
470 M GUTHRIE MEMORIAL LIBRARY	45,791	617,695	141,250	0	373,486	1,132,431	7,500	0
471 M KALTREIDER-BENFER LIBRARY	68,578	99,962	65,904	0	98,140	264,006	1,000	0
472 M MARTIN MEMORIAL LIBRARY	126,550	766,425	877,866	0	1,318,267	2,962,558	362,517	0
473 M MASON DIXON PUBLIC LIBRARY	14,003	55,451	32,344	0	48,929	136,724	0	0
474 M PAUL SMITH LIB OF SOUTHERN YORK COUNTY	15,012	73,183	47,634	0	76,905	197,722	2,000	0
<i>Totals - York County</i>	434,972	3,710,937	1,624,608	50,000	2,647,606	8,033,151	379,017	0
STATEWIDE TOTALS	12,408,832	222,604,049	56,883,859	1,880,864	61,098,008	342,466,781	10,270,434	654,638

2014 PENNSYLVANIA PUBLIC LIBRARY STATISTICS
 ANALYSIS OF REVENUE, EXPENDITURES AND SERVICES OF STATE AIDED LIBRARIES
 PART I EXPENDITURES

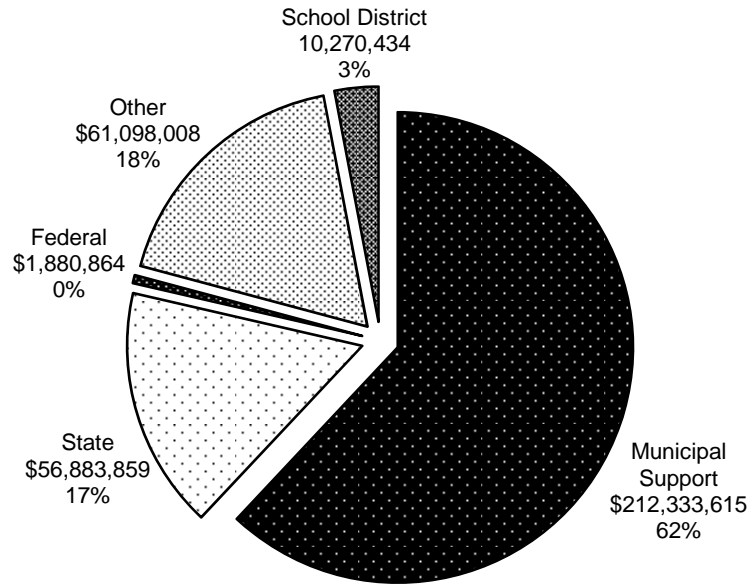
LIBRARIES BY COUNTY	SALARIES WAGES & BENEFITS	TOTAL LIBRARY MATERIALS	OTHER OPERATING TOTAL	TOTAL OPERATING EXPEND	TOT CAP EXP	OPR/ CAP	LOCAL OPERATING EXPEND	STATE OPERATING EXPEND	TOTAL FEDERAL EXPEND
456 M NEW FLORENCE COMMUNITY LIBRARY	34,465	7,230	20,628	62,323	0	23.066	51,662	10,661	0
457 M NORWIN PUB LIB ASSOC	308,443	82,239	309,252	699,934	33,248	19.757	595,981	103,953	0
458 M PENN AREA LIBRARY	168,608	58,673	40,070	267,351	0	13.054	208,564	58,787	0
459 M PEOPLES LIBRARY	186,512	15,913	124,480	326,905	0	7.725	232,863	94,042	0
460 M ROSTRAVER PUBLIC LIBRARY	57,142	11,958	61,603	130,703	0	10.921	107,918	17,832	4,953
461 M SCOTTDALÉ PUBLIC LIBRARY	141,942	29,603	65,266	236,811	0	15.581	204,619	20,240	11,952
462 M SEWICKLEY TOWNSHIP PUBLIC LIBRARY	38,128	9,359	28,370	75,857	0	12.651	64,261	11,596	0
463 M TRAFFORD COMMUNITY PUBLIC LIB	16,040	2,803	10,625	29,468	0	9.284	22,582	6,886	0
464 M VANDERGRIFT PUB LIBRARY ASSOC	45,872	5,746	23,871	75,489	14,680	11.287	59,077	16,412	0
<i>Totals - Westmoreland County</i>	3,083,796	658,576	1,771,548	5,513,920	47,928	14.756	4,080,444	1,404,763	28,713
465 TUNKHANNOCK PUBLIC LIBRARY	151,934	40,715	138,028	330,677	0	11.695	280,145	50,532	0
<i>Totals - Wyoming County</i>	151,934	40,715	138,028	330,677	0	11.695	280,145	50,532	0
466 H YORK COUNTY LIBRARY SYSTEM	1,967,679	540,787	498,146	3,006,612	0	26.135	2,603,816	352,796	50,000
467 M A HUFNAGEL GLEN ROCK LIB	64,432	12,507	22,553	99,492	0	17.092	75,158	24,334	0
468 M DILLSBURG AREA PUBLIC LIBRARY	82,338	16,160	37,515	136,013	0	6.454	95,917	40,096	0
469 M GLATFELTER MEMORIAL LIBRARY	103,684	23,427	35,087	162,198	0	7.021	119,814	42,384	0
470 M GUTHRIE MEMORIAL LIBRARY	672,830	87,681	178,090	938,601	0	20.497	797,351	141,250	0
471 M KALTREIDER-BENFER LIBRARY	186,971	32,040	56,945	275,956	0	4.024	210,052	65,904	0
472 M MARTIN MEMORIAL LIBRARY	2,447,248	285,535	534,568	3,267,351	0	25.819	2,389,485	877,866	0
473 M MASON DIXON PUBLIC LIBRARY	88,904	19,820	37,945	146,669	1,839	10.474	114,325	32,344	0
474 M PAUL SMITH LIB OF SOUTHERN YORK COUNTY	124,697	21,513	51,016	197,226	0	13.138	149,592	47,634	0
<i>Totals - York County</i>	5,738,783	1,039,470	1,451,865	8,230,118	1,839	18.921	6,555,510	1,624,608	50,000
STATEWIDE TOTALS	220,391,826	40,350,675	77,470,742	338,213,243	12,637,921	27.256	279,193,956	57,076,963	1,942,324

2013-2014 Categories of State Aid

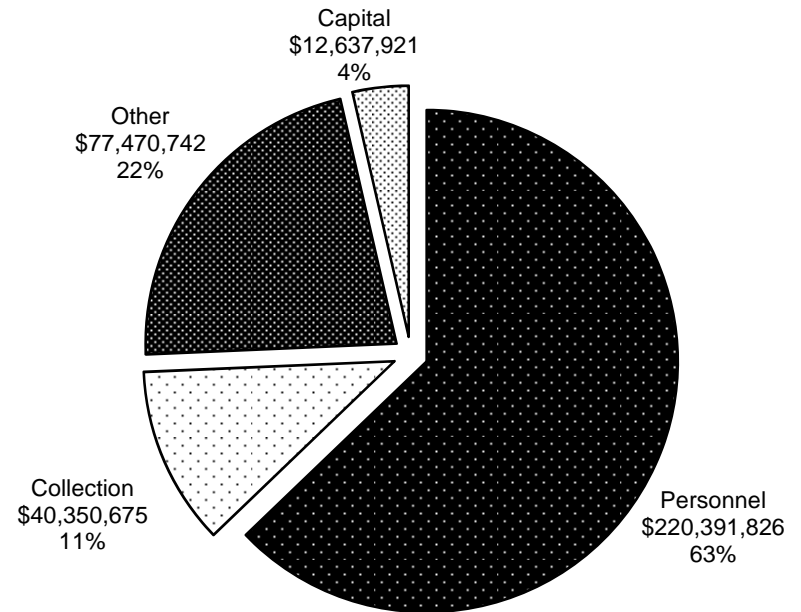


- Quality Libraries Aid - \$15,389,904 - 29%
- Incentive for Excellence Aid - \$18,353,079 - 34%
- County Aid - \$6,271,586- 12%
- ▣ District Aid - \$9,255,947 - 17%
- Resource Center Aid - \$2,453,058 - 5%
- Equalization Aid - \$588,401 - 1%
- ▣ Equal Grant - \$1,195,025 - 2%

2014 Library Revenue by Source for State-Aided Libraries



2014 Library Expenditures by Category for State-Aided Libraries



2014 PENNSYLVANIA PUBLIC LIBRARY STATISTICS
 ANALYSIS OF RESOURCES AND SERVICES OF STATE AIDED LIBRARIES

PART II HOURS & STAFF
 DISTRICT SUMMARIES

DISTRICT CENTERS	POPULA- TION SERVED	TOTAL REGIS- TRATION	PROFES- SIONAL STAFF	LIBRARIAN STAFF	OTHER PAID STAFF	VOLUN- TEER STAFF
ALIQUIPPA	169,907	46,295	11.49	4.40	27.19	5.03
ALLENTOWN	367,322	186,487	33.39	11.21	52.54	11.41
ALTOONA	222,646	108,342	15.27	5.49	39.64	7.32
BETHLEHEM	198,388	96,440	13.05	2.07	40.80	4.50
CAPITAL AREA	533,803	280,845	49.01	10.55	180.79	23.37
CENTRAL PENNSYLVANIA	306,950	103,104	20.16	3.00	60.56	74.28
CHAMBERSBURG	155,138	77,344	10.18	1.31	43.02	2.85
CHESTER	498,886	213,072	56.73	1.57	155.15	22.07
DELAWARE	558,972	263,853	64.09	19.46	120.85	13.80
DOYLESTOWN	623,042	257,462	36.55	5.78	101.39	11.28
EASTON	270,991	147,027	21.58	6.09	75.95	10.19
ERIE	371,848	217,477	26.54	8.54	89.14	2.89
JOHNSTOWN	262,268	77,851	18.18	14.71	40.80	3.53
LANCASTER	519,462	218,456	37.69	4.28	88.13	22.88
LEBANON	133,568	100,083	8.63	2.94	22.84	4.59
MONTGOMERY COUNTY	802,088	451,053	106.54	20.86	237.65	27.67
NEW CASTLE	362,028	157,424	26.43	12.39	55.77	19.04
NORTH CENTRAL	504,877	192,848	29.20	34.46	124.65	11.80
NORTHEAST	396,260	104,051	33.71	7.83	113.20	12.67
OIL CREEK	131,842	49,444	11.29	11.77	27.66	4.95
PHILADELPHIA	1,526,006	533,587	234.00	0.00	272.30	99.98
PITTSBURGH	1,222,904	571,700	272.82	34.08	517.70	41.08
POTTSVILLE	180,038	60,275	8.33	9.50	27.15	4.10
READING	411,442	99,013	33.53	13.54	82.54	9.81
SENECA	122,081	70,786	10.25	11.09	32.52	5.03
WASHINGTON	316,155	98,193	25.04	7.91	68.99	10.83
WESTMORELAND	373,673	104,344	23.32	14.82	64.00	10.69
WILKES-BARRE	329,868	138,665	16.48	6.01	79.02	3.86
YORK	536,379	270,062	29.98	7.04	138.86	20.74
Grand	12,408,832	5,295,583	1,283.44	292.70	2,980.78	502.22

2014 PENNSYLVANIA PUBLIC LIBRARY STATISTICS
 ANALYSIS OF RESOURCES AND SERVICES OF STATE AIDED LIBRARIES

PART II COLLECTION
 DISTRICT SUMMARIES

DISTRICT CENTERS	CATL ITEMS EOY	ITEMS/ CAPITA	PERIOD- ICAL TITLES	PERIOD- ICAL eTITLES	TOTAL CIRC	CIRC/ CAPITA	TURN- OVER	INTER LOAN LENT	INTER LOAN BORROW	WEB ACCESS PCs
ALIQUIPPA	352,954	30.26	495	259	454,045	2.67	1.29	25,633	23,295	125
ALLENTOWN	806,929	32.05	968	1,172	1,356,329	3.69	1.68	4,121	3,567	183
ALTOONA	506,570	41.11	610	33	490,460	2.20	0.97	5,339	2,958	138
BETHLEHEM	326,737	7.56	389	67	1,092,349	5.51	3.34	9,648	5,026	81
CAPITAL AREA	1,241,204	53.26	1,428	2	4,255,049	7.97	3.43	339,481	340,450	323
CENTRAL PENNSYLVANIA	534,879	13.73	567	70	1,603,674	5.22	3.00	25,396	27,134	119
CHAMBERSBURG	362,748	8.52	308	1	524,023	3.38	1.44	10,969	4,385	113
CHESTER	1,136,351	37.55	1,438	33	3,825,321	7.67	3.37	7,639	4,099	257
DELAWARE	1,398,337	96.51	1,694	295	2,562,055	4.58	1.83	202,726	225,561	283
DOYLESTOWN	934,443	35.05	1,212	245	3,867,577	6.21	4.14	176,537	200,528	194
EASTON	746,930	23.46	957	193	1,254,770	4.63	1.68	5,712	10,857	199
ERIE	861,897	77.83	1,299	3	1,951,090	5.25	2.26	68,941	66,842	190
JOHNSTOWN	663,293	132.40	922	87	674,210	2.57	1.02	7,612	5,469	231
LANCASTER	939,968	30.83	670	149	3,995,453	7.69	4.25	301,487	300,279	300
LEBANON	287,658	15.81	301	6,144	741,775	5.55	2.58	53,911	53,788	65
MONTGOMERY COUNTY	2,560,637	81.48	2,329	2,420	5,487,074	6.84	2.14	587,748	588,570	417
NEW CASTLE	850,877	76.61	1,112	685	1,526,876	4.22	1.79	4,840	12,075	200
NORTH CENTRAL	1,393,838	192.21	2,130	3,234	2,200,501	4.36	1.58	10,253	14,586	396
NORTHEAST	1,022,567	55.72	1,195	2,298	1,796,919	4.53	1.76	7,441	13,408	250
OIL CREEK	502,475	66.19	776	9	501,846	3.81	1.00	2,286	3,211	144
PHILADELPHIA	3,172,908	2.08	745	2,258	6,499,090	4.26	2.05	7,261	6,738	968
PITTSBURGH	4,953,521	156.75	5,053	469	10,750,455	8.79	2.17	1,952,445	1,942,533	1,372
POTTSVILLE	546,242	75.49	778	4	424,690	2.36	0.78	2,165	4,486	120
READING	881,214	53.42	1,497	111	2,196,976	5.34	2.49	299,021	331,779	336
SENECA	594,545	125.37	808	2	714,054	5.85	1.20	4,830	5,647	125
WASHINGTON	839,987	64.24	1,086	123	877,971	2.78	1.05	1,907	2,629	228
WESTMORELAND	838,994	60.11	949	2	1,228,777	3.29	1.46	127,419	136,947	233
WILKES-BARRE	707,730	26.65	867	0	791,461	2.40	1.12	153,856	35,978	164
YORK	834,641	21.30	770	0	2,495,494	4.65	2.99	137,434	127,468	266
Grand	30,801,074	1693.56	33,353	20,368	66,140,364	5.33	2.15	4,544,058	4,500,293	8,020

2014 PENNSYLVANIA PUBLIC LIBRARY STATISTICS
 ANALYSIS OF RESOURCES AND SERVICES OF STATE AIDED LIBRARIES

PART II REVENUE
 DISTRICT SUMMARIES

DISTRICT CENTERS	POPULATION SERVED	TOTAL LOCAL GOV REVENUE	STATE REVENUE	FEDERAL REVENUE	OTHER REVENUE	TOTAL REVENUE	SCHOOL BOARD REVENUE	EMPLOYMENT PROGRAMS
ALIQUIPPA	169,907	936,209	766,208	91,917	791,349	2,585,683	114,000	19,127
ALLENTOWN	367,322	3,672,741	1,141,487	19,108	1,217,597	6,050,933	2,625,078	0
ALTOONA	222,646	839,238	901,753	78,662	897,034	2,716,687	374,245	29,043
BETHLEHEM	198,388	2,705,642	711,642	0	576,698	3,993,982	231,260	2,545
CAPITAL AREA	533,803	8,986,406	2,560,312	35,971	3,020,105	14,602,794	8,383	0
CENTRAL PENNSYLVANIA	306,950	2,196,924	1,223,321	21,989	901,635	4,343,869	0	9,540
CHAMBERSBURG	155,138	1,390,066	657,105	0	656,288	2,703,459	0	0
CHESTER	498,886	9,316,870	2,086,640	210,997	2,285,186	13,899,693	508,326	13,210
DELAWARE	558,972	9,565,767	2,284,496	129,721	1,862,838	13,842,823	22,000	48,281
DOYLESTOWN	623,042	8,538,115	2,726,482	2,892	1,324,486	12,591,975	0	0
EASTON	270,991	4,174,724	1,024,879	0	1,350,480	6,550,083	2,099,638	0
ERIE	371,848	5,975,245	2,025,449	14,811	882,791	8,898,296	174,179	5,495
JOHNSTOWN	262,268	1,384,932	1,115,733	152,348	817,077	3,470,090	41,300	131,617
LANCASTER	519,462	3,622,373	1,896,408	44,560	4,397,325	9,960,666	9,754	41,560
LEBANON	133,568	349,350	431,242	6,044	1,027,479	1,814,115	2,000	0
MONTGOMERY COUNTY	802,088	20,256,658	3,085,842	7,540	3,107,669	26,457,709	999,038	7,598
NEW CASTLE	362,028	1,811,584	1,424,897	104,761	2,273,239	5,614,481	31,450	42,815
NORTH CENTRAL	504,877	2,834,541	2,224,482	160,473	4,797,221	10,016,717	21,033	78,178
NORTHEAST	396,260	5,269,798	2,481,562	77,819	3,972,279	11,801,458	13,296	37,527
OIL CREEK	131,842	652,456	597,300	62,169	1,045,527	2,357,452	16,600	17,009
PHILADELPHIA	1,526,006	70,493,073	7,683,200	159,423	3,467,662	81,803,358	0	0
PITTSBURGH	1,222,904	41,859,198	8,788,802	141,193	8,127,470	58,916,663	632,351	0
POTTSVILLE	180,038	326,102	625,625	59,220	855,156	1,866,103	106,574	38,800
READING	411,442	4,235,028	1,652,011	43,111	1,594,917	7,525,067	5,000	34,406
SENECA	122,081	715,694	728,117	53,547	1,146,529	2,643,887	50,600	10,134
WASHINGTON	316,155	1,906,033	1,216,041	99,253	1,735,942	4,957,269	192,302	39,380
WESTMORELAND	373,673	1,595,673	1,404,763	32,595	2,099,261	5,132,292	525,112	27,633
WILKES-BARRE	329,868	2,170,929	1,211,778	20,740	1,796,823	5,200,270	1,086,298	20,740
YORK	536,379	4,822,680	2,206,282	50,000	3,069,945	10,148,907	380,617	0
Grand	12,408,832	222,604,049	56,883,859	1,880,864	61,098,008	342,466,781	10,270,434	654,638

2014 PENNSYLVANIA PUBLIC LIBRARY STATISTICS
 ANALYSIS OF RESOURCES AND SERVICES OF STATE AIDED LIBRARIES

PART II EXPENDITURES
 DISTRICT SUMMARIES

DISTRICT CENTERS	SALARIES WAGES & BENEFITS	TOTAL LIBRARY MATERIALS	OTHER OPERATING TOTAL	TOTAL OPERATING EXPEND	TOT CAP EXP	OPR/ CAP	LOCAL OPERATING EXPEND	STATE OPERATING EXPEND	TOTAL FEDERAL EXPEND
ALIQUIPPA	1,579,781	337,644	709,142	2,626,567	4,718	15.459	1,768,477	766,208	91,882
ALLENTOWN	3,838,421	710,002	1,242,125	5,790,548	32,741	15.764	4,629,953	1,141,487	19,108
ALTOONA	1,727,734	347,425	806,514	2,881,673	2,183,827	12.943	1,902,681	901,753	77,239
BETHLEHEM	2,750,336	575,673	642,932	3,968,941	45,000	20.006	3,262,389	706,552	0
CAPITAL AREA	8,583,948	1,830,981	3,814,885	14,229,814	155,766	26.657	11,633,531	2,560,312	35,971
CENTRAL PENNSYLVANIA	2,980,732	650,216	958,709	4,589,657	0	14.952	3,239,951	1,335,985	13,721
CHAMBERSBURG	1,616,206	353,354	699,133	2,668,693	1,804,294	17.202	2,011,588	657,105	0
CHESTER	9,103,917	1,958,403	2,878,654	13,940,974	2,073,656	27.944	11,738,401	2,086,640	115,933
DELAWARE	9,017,545	2,107,808	2,135,202	13,260,555	176,948	23.723	10,798,275	2,284,496	177,784
DOYLESTOWN	7,311,966	2,290,058	4,076,108	13,678,132	0	21.954	10,948,758	2,726,482	2,892
EASTON	3,804,359	807,613	1,620,215	6,232,187	561,482	22.998	5,207,308	1,024,879	0
ERIE	5,646,333	1,072,834	2,308,272	9,027,439	2,497	24.277	6,959,994	2,052,634	14,811
JOHNSTOWN	2,097,964	508,924	1,035,562	3,642,450	0	13.888	2,339,936	1,115,733	186,781
LANCASTER	5,520,268	955,565	2,618,465	9,094,298	75,922	17.507	7,133,670	1,889,068	71,560
LEBANON	1,073,222	223,271	425,386	1,721,879	117,442	12.891	1,284,593	431,242	6,044
MONTGOMERY COUNTY	17,948,751	3,680,500	4,855,933	26,485,184	461,979	33.020	23,391,802	3,085,842	7,540
NEW CASTLE	3,141,819	747,162	1,607,191	5,496,172	0	15.182	3,927,595	1,458,282	110,295
NORTH CENTRAL	5,761,477	1,364,554	2,744,174	9,870,205	26,793	19.550	7,463,441	2,226,937	179,827
NORTHEAST	5,544,632	1,220,753	3,397,733	10,163,118	89,441	25.648	7,622,132	2,460,270	80,716
OIL CREEK	1,408,993	316,322	697,466	2,422,781	26,516	18.376	1,766,600	597,300	58,881
PHILADELPHIA	60,851,107	5,379,469	15,572,782	81,803,358	0	53.606	73,960,735	7,683,200	159,423
PITTSBURGH	34,670,387	7,909,177	13,149,271	55,728,835	3,588,080	45.571	46,827,214	8,736,734	164,887
POTTSVILLE	1,223,080	239,735	545,779	2,008,594	0	11.157	1,319,249	626,535	62,810
READING	4,996,202	975,510	1,761,358	7,733,070	55,411	18.795	6,033,592	1,652,011	47,467
SENECA	1,640,209	340,191	816,989	2,797,389	32,052	22.914	2,012,995	730,847	53,547
WASHINGTON	2,921,671	632,825	1,366,895	4,921,391	647,206	15.566	3,600,408	1,217,231	103,752
WESTMORELAND	3,083,796	658,576	1,771,548	5,513,920	47,928	14.756	4,080,444	1,404,763	28,713
WILKES-BARRE	3,393,621	732,551	1,135,793	5,261,965	426,383	15.952	3,931,072	1,310,153	20,740
YORK	7,153,349	1,423,578	2,076,526	10,653,453	1,839	19.862	8,397,171	2,206,282	50,000
Grand	220,391,826	40,350,675	77,470,742	338,213,243	12,637,921	27.256	279,193,956	57,076,963	1,942,324

2014 PENNSYLVANIA PUBLIC LIBRARY STATISTICS
ANALYSIS OF RESOURCES AND SERVICES OF STATE AIDED SYSTEMS

PART III HOURS & STAFF
SYSTEM SUMMARIES

SYSTEMS BY COUNTY	POPULA- TION SERVED	TOTAL REGIS- TRATION	PROFES- SIONAL STAFF	LIBRARIAN STAFF	OTHER PAID STAFF	VOLUN- TEER STAFF
ADAMS COUNTY LIBRARY SYSTEM	101,407	75,631	9.25	3.90	27.13	1.75
ALLEGHENY COUNTY LIBRARY ASSOC	1,222,904	571,700	272.82	34.08	517.70	41.08
BEAVER CO LIBRARY SYSTEM	169,907	46,295	11.49	4.40	27.19	5.03
BEDFORD CO FED LIB SYSTEM	49,762	21,535	2.22	2.57	8.45	1.59
BERKS CO PUB LIBRARIES	400,981	90,235	31.53	12.54	80.72	9.56
BLAIR COUNTY LIB SYSTEM	126,971	78,604	12.04	2.91	22.92	5.63
BRADFORD COUNTY LIBRARY SYSTEM	62,622	25,596	3.00	11.23	13.62	4.34
BUCKS COUNTY FREE LIBRARY	597,150	242,127	33.00	2.63	93.92	8.94
BUTLER COUNTY FED LIB SYSTEM	183,862	75,658	11.79	5.91	20.16	6.50
CAMBRIA COUNTY LIBRARY SYSTEM	143,797	40,783	8.47	9.66	20.40	1.99
CENTRE CO FEDERATION/PUB LIBS	153,990	57,293	13.45	1.00	32.66	4.44
CHESTER COUNTY LIBRARY	498,886	213,072	56.73	1.57	155.15	22.07
CLARION COUNTY LIBRARY SYSTEM	46,860	19,562	4.64	5.00	8.73	2.38
CRAWFORD CO FED LIB SYSTEM	87,226	71,915	9.53	4.22	21.25	1.99
CUMBERLAND COUNTY LIBRARY SYSTEM	244,731	87,496	24.80	6.09	84.41	14.27
DELAWARE COUNTY LIBRARY SYSTEM	558,972	263,853	64.09	19.46	120.85	13.80
FRANKLIN COUNTY LIBRARY SYSTEM	140,293	67,332	9.17	1.31	38.17	2.34
GREENE COUNTY LIBRARY SYSTEM	38,686	11,426	3.23	1.34	9.43	4.46
JEFFERSON COUNTY LIBRARY	45,200	9,395	2.68	4.63	8.38	0.97
LACKAWANNA CNTY LIBRARY SYSTEM	214,437	50,092	24.14	4.00	77.14	2.54
LIB SYSM OF LANCASTER COUNTY	519,462	218,456	37.69	4.28	88.13	22.88
LAWRENCE CO FED LIBRARY SYSTEM	91,740	41,522	6.00	3.16	18.53	2.21
LEBANON COUNTY LIBRARY SYSTEM	133,568	100,083	8.63	2.94	22.84	4.59
LUZERNE COUNTY LIBRARY SYSTEM	329,868	138,665	16.48	6.01	79.02	3.86
LYCOMING COUNTY LIBRARY SYSTEM	116,111	43,060	9.57	3.06	39.29	1.45
POTTER-TIOGA COUNTY LIB SYS (POTTER)	18,362	6,710	2.00	3.09	2.84	0.34
POTTSVILLE FREE PUBLIC LIBRARY	88,691	18,055	5.90	3.93	9.54	2.93
SOMERSET COUNTY FED LIB SYSTEM	71,465	17,310	3.66	1.00	14.83	0.14
POTTER-TIOGA COUNTY LIB SYS (TIOGA)	41,981	17,611	1.14	4.14	7.00	0.94
UNION COUNTY LIBRARY SYSTEM	44,947	17,721	2.29	2.00	18.29	0.00
WASHINGTON COUNTY LIBRARY SYS	207,211	62,301	16.11	6.57	46.04	5.74
WAYNE LIBRARY AUTHORITY	52,822	13,020	5.71	2.83	9.12	7.14
WESTMORELAND COUNTY LIB SYSTEM	373,673	104,344	23.32	14.82	64.00	10.69
YORK COUNTY LIBRARY SYSTEM	434,972	194,431	20.73	3.14	111.73	18.99
SYSTEMS TOTALS	7,613,517	3,112,889	767.28	199.42	1,919.58	237.54

2014 PENNSYLVANIA PUBLIC LIBRARY STATISTICS
ANALYSIS OF RESOURCES AND SERVICES OF STATE AIDED SYSTEMS

PART III COLLECTION
SYSTEM SUMMARIES

SYSTEMS BY COUNTY	CATL ITEMS EOY	ITEMS/ CAPITA	PERIOD- ICAL TITLES	PERIOD- ICAL eTITLES	TOTAL CIRC	CIRC/ CAPITA	TURN- OVER	INTER LOAN LENT	INTER LOAN BORROW	WEB ACCESS PCs
ADAMS COUNTY LIBRARY SYSTEM	173,796	1.71	176	0	689,850	6.80	3.97	22,389	25,719	52
ALLEGHENY COUNTY LIBRARY ASSOC	4,953,521	4.05	5,053	469	10,750,455	8.79	2.17	1,952,445	1,942,533	1,372
BEAVER CO LIBRARY SYSTEM	352,954	2.08	495	259	454,045	2.67	1.29	25,633	23,295	125
BEDFORD CO FED LIB SYSTEM	97,158	1.95	103	17	98,776	1.98	1.02	1,891	1,477	33
BERKS CO PUB LIBRARIES	847,131	2.11	1,440	111	2,113,877	5.27	2.50	298,983	331,484	330
BLAIR COUNTY LIB SYSTEM	358,736	2.83	432	16	324,632	2.56	0.90	3,394	1,280	99
BRADFORD COUNTY LIBRARY SYSTEM	224,858	3.59	406	1	237,712	3.80	1.06	3,206	3,941	72
BUCKS COUNTY FREE LIBRARY	827,898	1.39	1,044	245	3,668,790	6.14	4.43	146,393	174,279	178
BUTLER COUNTY FED LIB SYSTEM	368,730	2.01	407	660	894,729	4.87	2.43	1,098	1,725	79
CAMBRIA COUNTY LIBRARY SYSTEM	350,984	2.44	518	87	378,098	2.63	1.08	4,370	1,899	141
CENTRE CO FEDERATION/PUB LIBS	262,361	1.70	225	70	1,071,010	6.96	4.08	24,533	25,243	66
CHESTER COUNTY LIBRARY	1,136,351	2.28	1,438	33	3,825,321	7.67	3.37	7,639	4,099	257
CLARION COUNTY LIBRARY SYSTEM	141,975	3.03	226	7	224,500	4.79	1.58	1,203	1,297	49
CRAWFORD CO FED LIB SYSTEM	285,822	3.28	650	0	401,239	4.60	1.40	923	1,175	66
CUMBERLAND COUNTY LIBRARY SYSTEM	605,321	2.47	835	0	2,618,743	10.70	4.33	324,504	323,994	111
DELAWARE COUNTY LIBRARY SYSTEM	1,398,337	2.50	1,694	295	2,562,055	4.58	1.83	202,726	225,561	283
FRANKLIN COUNTY LIBRARY SYSTEM	297,299	2.12	224	1	452,439	3.22	1.52	3,331	2,988	94
GREENE COUNTY LIBRARY SYSTEM	92,057	2.38	140	0	57,989	1.50	0.63	255	404	30
JEFFERSON COUNTY LIBRARY	177,528	3.93	279	2	116,407	2.58	0.66	378	905	57
LACKAWANNA CNTY LIBRARY SYSTEM	590,163	2.75	575	923	1,147,873	5.35	1.95	6,902	3,608	130
LIB SYSM OF LANCASTER COUNTY	939,968	1.81	670	149	3,995,453	7.69	4.25	301,487	300,279	300
LAWRENCE CO FED LIBRARY SYSTEM	194,163	2.12	240	16	334,796	3.65	1.72	2,485	5,709	50
LEBANON COUNTY LIBRARY SYSTEM	287,658	2.15	301	6,144	741,775	5.55	2.58	53,911	53,788	65
LUZERNE COUNTY LIBRARY SYSTEM	707,730	2.15	867	0	791,461	2.40	1.12	153,856	35,978	164
LYCOMING COUNTY LIBRARY SYSTEM	357,104	3.08	435	0	696,684	6.00	1.95	3,080	5,464	71
POTTER-TIOGA COUNTY LIB SYS (POTTER)	91,039	4.96	229	1	92,642	5.05	1.02	342	760	28
POTTSVILLE FREE PUBLIC LIBRARY	243,941	2.75	334	0	186,205	2.10	0.76	1,184	3,124	52
SOMERSET COUNTY FED LIB SYSTEM	138,781	1.94	214	0	129,118	1.81	0.93	2,929	2,344	44
POTTER-TIOGA COUNTY LIB SYS (TIOGA)	131,383	3.13	184	1	134,159	3.20	1.02	238	515	37
UNION COUNTY LIBRARY SYSTEM	128,572	2.86	176	29	314,663	7.00	2.45	2,249	946	19
WASHINGTON COUNTY LIBRARY SYS	570,230	2.75	785	123	717,958	3.46	1.26	1,371	1,360	156
WAYNE LIBRARY AUTHORITY	179,306	3.39	271	1,000	210,351	3.98	1.17	261	3,535	57
WESTMORELAND COUNTY LIB SYSTEM	838,994	2.25	949	2	1,228,777	3.29	1.46	127,419	136,947	233
YORK COUNTY LIBRARY SYSTEM	660,845	1.52	594	0	1,805,644	4.15	2.73	115,045	101,749	214
SYSTEMS TOTALS	19,012,694	2.50	22,609	10,661	43,468,226	5.71	2.29	3,798,053	3,749,404	5,114

2014 PENNSYLVANIA PUBLIC LIBRARY STATISTICS
ANALYSIS OF RESOURCES AND SERVICES OF STATE AIDED SYSTEMS

PART III REVENUE
SYSTEM SUMMARIES

SYSTEMS BY COUNTY	POPULA- TION SERVED	TOTAL LOCAL GOV REVENUE	STATE REVENUE	FEDERAL REVENUE	OTHER REVENUE	TOTAL REVENUE	SCHOOL BOARD REVENUE	EMPLOY- MENT PROGRAMS
ADAMS COUNTY LIBRARY SYSTEM	101,407	1,111,743	581,674	0	422,339	2,115,756	1,600	0
ALLEGHENY COUNTY LIBRARY ASSOC	1,222,904	41,859,198	8,788,802	141,193	8,127,470	58,916,663	632,351	0
BEAVER CO LIBRARY SYSTEM	169,907	936,209	766,208	91,917	791,349	2,585,683	114,000	19,127
BEDFORD CO FED LIB SYSTEM	49,762	166,823	206,522	15,813	165,585	554,743	0	12,984
BERKS CO PUB LIBRARIES	400,981	4,046,761	1,615,743	43,111	1,486,836	7,192,451	5,000	34,406
BLAIR COUNTY LIB SYSTEM	126,971	604,364	566,609	62,849	567,721	1,801,543	374,245	16,059
BRADFORD COUNTY LIBRARY SYSTEM	62,622	357,362	264,001	0	587,025	1,208,388	0	0
BUCKS COUNTY FREE LIBRARY	597,150	7,897,704	2,641,762	2,892	1,215,081	11,757,439	0	0
BUTLER COUNTY FED LIB SYSTEM	183,862	923,827	544,036	39,886	1,267,847	2,775,596	3,950	5,843
CAMBRIA COUNTY LIBRARY SYSTEM	143,797	922,798	806,226	81,438	446,254	2,256,716	29,000	78,488
CENTRE CO FEDERATION/PUB LIBS	153,990	1,682,729	705,222	8,381	474,949	2,871,281	0	3,567
CHESTER COUNTY LIBRARY	498,886	9,316,870	2,086,640	210,997	2,285,186	13,899,693	508,326	13,210
CLARION COUNTY LIBRARY SYSTEM	46,860	111,886	162,229	15,297	493,139	782,551	750	13,822
CRAWFORD CO FED LIB SYSTEM	87,226	687,741	532,004	0	454,981	1,674,726	0	0
CUMBERLAND COUNTY LIBRARY SYSTEM	244,731	3,378,154	1,075,831	20,014	1,993,611	6,467,610	7,723	0
DELAWARE COUNTY LIBRARY SYSTEM	558,972	9,565,767	2,284,496	129,721	1,862,838	13,842,823	22,000	48,281
FRANKLIN COUNTY LIBRARY SYSTEM	140,293	1,373,866	605,479	0	440,068	2,419,413	0	0
GREENE COUNTY LIBRARY SYSTEM	38,686	137,684	158,468	17,818	411,246	725,216	0	17,818
JEFFERSON COUNTY LIBRARY	45,200	134,010	166,676	24,814	314,366	639,866	5,000	3,187
LACKAWANNA CNTY LIBRARY SYSTEM	214,437	4,441,560	1,728,884	23,937	2,831,653	9,026,034	0	23,937
LIB SYSM OF LANCASTER COUNTY	519,462	3,622,373	1,896,408	44,560	4,397,325	9,960,666	9,754	41,560
LAWRENCE CO FED LIBRARY SYSTEM	91,740	485,532	615,565	31,354	261,463	1,393,914	27,500	18,510
LEBANON COUNTY LIBRARY SYSTEM	133,568	349,350	431,242	6,044	1,027,479	1,814,115	2,000	0
LUZERNE COUNTY LIBRARY SYSTEM	329,868	2,170,929	1,211,778	20,740	1,796,823	5,200,270	1,086,298	20,740
LYCOMING COUNTY LIBRARY SYSTEM	116,111	1,382,633	900,703	52,744	1,310,269	3,646,349	8,033	9,800
POTTER-TIOGA COUNTY LIB SYS (POTTER)	18,362	139,244	148,081	16,874	181,347	485,546	7,500	9,221
POTTSVILLE FREE PUBLIC LIBRARY	88,691	163,813	411,450	33,326	352,508	961,097	58,930	12,906
SOMERSET COUNTY FED LIB SYSTEM	71,465	225,650	176,128	63,008	147,176	611,962	1,300	46,702
POTTER-TIOGA COUNTY LIB SYS (TIOGA)	41,981	109,536	91,918	3,701	412,911	618,066	0	0
UNION COUNTY LIBRARY SYSTEM	44,947	347,964	230,538	44,805	373,020	996,327	0	1,447
WASHINGTON COUNTY LIBRARY SYS	207,211	1,492,761	909,839	35,274	915,409	3,353,283	176,494	17,201
WAYNE LIBRARY AUTHORITY	52,822	296,208	313,057	45,790	480,553	1,135,608	7,300	13,590
WESTMORELAND COUNTY LIB SYSTEM	373,673	1,595,673	1,404,763	32,595	2,099,261	5,132,292	525,112	27,633
YORK COUNTY LIBRARY SYSTEM	434,972	3,710,937	1,624,608	50,000	2,647,606	8,033,151	379,017	0
SYSTEMS TOTALS	7,613,517	105,749,659	36,653,590	1,410,893	43,042,694	186,856,837	3,993,183	510,039

2014 PENNSYLVANIA PUBLIC LIBRARY STATISTICS
ANALYSIS OF RESOURCES AND SERVICES OF STATE AIDED SYSTEMS

PART III EXPENDITURES
SYSTEM SUMMARIES

SYSTEMS BY COUNTY	POPULA- TION SERVED	SALARIES WAGES & BENEFITS	TOTAL LIBRARY MATERIALS	OTHER OPERATING TOTAL	TOTAL OPERATING EXPEND	TOT CAP EXP	OPR/ CAP	LOCAL OPERATING EXPEND	STATE OPERATING EXPEND	TOTAL FEDERAL EXPEND
ADAMS COUNTY LIBRARY SYSTEM	101,407	1,414,566	384,108	624,661	2,423,335	0	23.897	1,841,661	581,674	0
ALLEGHENY COUNTY LIBRARY ASSOC	1,222,904	34,670,387	7,909,177	13,149,271	55,728,835	3,588,080	45.571	46,827,214	8,736,734	164,887
BEAVER CO LIBRARY SYSTEM	169,907	1,579,781	337,644	709,142	2,626,567	4,718	15.459	1,768,477	766,208	91,882
BEDFORD CO FED LIB SYSTEM	49,762	301,265	66,130	143,714	511,109	0	10.271	290,197	206,522	14,390
BERKS CO PUB LIBRARIES	400,981	4,784,221	933,187	1,682,619	7,400,027	55,411	18.455	5,736,817	1,615,743	47,467
BLAIR COUNTY LIB SYSTEM	126,971	1,199,763	228,838	545,302	1,973,903	2,183,827	15.546	1,344,445	566,609	62,849
BRADFORD COUNTY LIBRARY SYSTEM	62,622	734,268	178,460	305,222	1,217,950	0	19.449	953,949	264,001	0
BUCKS COUNTY FREE LIBRARY	597,150	6,699,920	2,188,241	3,917,246	12,805,407	0	21.444	10,160,753	2,641,762	2,892
BUTLER COUNTY FED LIB SYSTEM	183,862	1,329,797	378,273	846,022	2,554,092	0	13.891	1,971,020	544,036	39,036
CAMBRIA COUNTY LIBRARY SYSTEM	143,797	1,267,122	312,383	649,385	2,228,890	0	15.500	1,311,453	806,226	111,211
CENTRE CO FEDERATION/PUB LIBS	153,990	1,982,217	411,486	706,019	3,099,722	0	20.129	2,273,799	820,836	5,087
CHESTER COUNTY LIBRARY	498,886	9,103,917	1,958,403	2,878,654	13,940,974	2,073,656	27.944	11,738,401	2,086,640	115,933
CLARION COUNTY LIBRARY SYSTEM	46,860	429,605	86,431	252,640	768,676	0	16.404	592,221	162,229	14,226
CRAWFORD CO FED LIB SYSTEM	87,226	1,186,366	223,315	376,292	1,785,973	2,497	20.475	1,253,969	532,004	0
CUMBERLAND COUNTY LIBRARY SYSTEM	244,731	3,831,707	752,791	1,765,472	6,349,970	155,766	25.947	5,254,125	1,075,831	20,014
DELAWARE COUNTY LIBRARY SYSTEM	558,972	9,017,545	2,107,808	2,135,202	13,260,555	176,948	23.723	10,798,275	2,284,496	177,784
FRANKLIN COUNTY LIBRARY SYSTEM	140,293	1,444,547	308,530	619,664	2,372,741	1,804,294	16.913	1,767,262	605,479	0
GREENE COUNTY LIBRARY SYSTEM	38,686	420,230	68,474	195,207	683,911	0	17.679	507,625	158,468	17,818
JEFFERSON COUNTY LIBRARY	45,200	422,753	121,308	209,308	753,369	26,516	16.667	564,096	166,676	22,597
LACKAWANNA CNTY LIBRARY SYSTEM	214,437	4,026,244	821,937	2,546,604	7,394,785	0	34.485	5,653,130	1,717,718	23,937
LIB SYSM OF LANCASTER COUNTY	519,462	5,520,268	955,565	2,618,465	9,094,298	75,922	17.507	7,133,670	1,889,068	71,560
LAWRENCE CO FED LIBRARY SYSTEM	91,740	935,015	179,427	345,812	1,460,254	0	15.917	779,901	648,950	31,403
LEBANON COUNTY LIBRARY SYSTEM	133,568	1,073,222	223,271	425,386	1,721,879	117,442	12.891	1,284,593	431,242	6,044
LUZERNE COUNTY LIBRARY SYSTEM	329,868	3,393,621	732,551	1,135,793	5,261,965	426,383	15.952	3,931,072	1,310,153	20,740
LYCOMING COUNTY LIBRARY SYSTEM	116,111	1,982,303	434,596	795,738	3,212,637	1,412	27.669	2,259,190	900,703	52,744
POTTER-TIOGA COUNTY LIB SYS (POTTER)	18,658	252,494	68,842	140,279	461,615	0	25.140	296,660	148,081	16,874
POTTSVILLE FREE PUBLIC LIBRARY	88,691	626,217	122,040	259,079	1,007,336	0	11.358	558,060	411,450	37,826
SOMERSET COUNTY FED LIB SYSTEM	71,465	422,734	90,530	253,626	766,890	0	10.731	523,349	176,128	67,413
POTTER-TIOGA COUNTY LIB SYS (TIOGA)	41,795	326,213	135,550	199,099	660,862	0	15.742	565,243	91,918	3,701
UNION COUNTY LIBRARY SYSTEM	44,947	639,534	138,543	361,228	1,139,305	4,749	25.348	842,153	232,993	64,159
WASHINGTON COUNTY LIBRARY SYS	207,211	2,076,583	506,626	817,074	3,400,283	647,206	16.410	2,453,980	911,029	35,274
WAYNE LIBRARY AUTHORITY	52,822	558,836	175,485	344,455	1,078,776	0	20.423	730,055	302,931	45,790
WESTMORELAND COUNTY LIB SYSTEM	373,673	3,083,796	658,576	1,771,548	5,513,920	47,928	14.756	4,080,444	1,404,763	28,713
YORK COUNTY LIBRARY SYSTEM	434,972	5,738,783	1,039,470	1,451,865	8,230,118	1,839	18.921	6,555,510	1,624,608	50,000
SYSTEMS TOTALS	7,613,627	112,475,840	25,237,996	45,177,093	182,890,929	11,394,594	24.022	144,602,769	36,823,909	1,464,251

2014 PENNSYLVANIA PUBLIC LIBRARY STATISTICS
 ANALYSIS OF RESOURCES AND SERVICES OF NON-STATE AIDED LIBRARIES
 PART IV HOURS & STAFF

LIBRARIES BY COUNTY		POPULA- TION SERVED	HOURS OPEN WEEKLY	TOTAL REGIS- TRATION	PROFES- SIONAL STAFF	LIBRARIAN STAFF	OTHER PAID STAFF	VOLUN- TEER STAFF
MONTGOMERY								
1	LANSDALE PUBLIC LIBRARY	16,269	60	2,837	3.04	0.00	5.95	0.53
	<i>Totals - Montgomery County</i>	16,269		2,837	3.04	0.00	5.95	0.53
SUSQUEHANNA								
2	PRATT MEMORIAL LIBRARY	0	13	490	0.00	0.37	0.00	0.00
	<i>Totals - Susquehanna County</i>	0		490	0.00	0.37	0.00	0.00
STATE TOTALS		16,269		3,327	3.04	0.37	5.95	0.53

2014 PENNSYLVANIA PUBLIC LIBRARY STATISTICS
 ANALYSIS OF RESOURCES AND SERVICES OF NON-STATE AIDED LIBRARIES
 PART IV COLLECTION

LIBRARIES BY COUNTY		CATL ITEMS EOY	ITEMS/ CAPITA	PERIOD- ICAL TITLES	PERIOD- ICAL eTITLES	TOTAL CIRC	CIRC/ CAPITA	TURN- OVER	INTER LOAN LENT	INTER LOAN BORROW	WEB ACCESS PCs
MONTGOMERY											
1	LANSDALE PUBLIC LIBRARY	58,257	3.58	126	0	82,239	5.05	1.41	0	87	15
	<i>Totals - Montgomery County</i>	58,257	3.58	126	0	82,239	5.05	1.41	0	87	15
SUSQUEHANNA											
2	PRATT MEMORIAL LIBRARY	9,349	0.00	26	0	4,156	0.00	0.44	0	109	2
	<i>Totals - Susquehanna County</i>	9,349	0.00	26	0	4,156	0.00	0.44	0	109	2
	STATE TOTALS	67,606	4.16	152	0	86,395	5.31	1.28	0	196	17

2014 PENNSYLVANIA PUBLIC LIBRARY STATISTICS
 ANALYSIS OF RESOURCES AND SERVICES OF NON-STATE AIDED LIBRARIES
 PART IV REVENUE

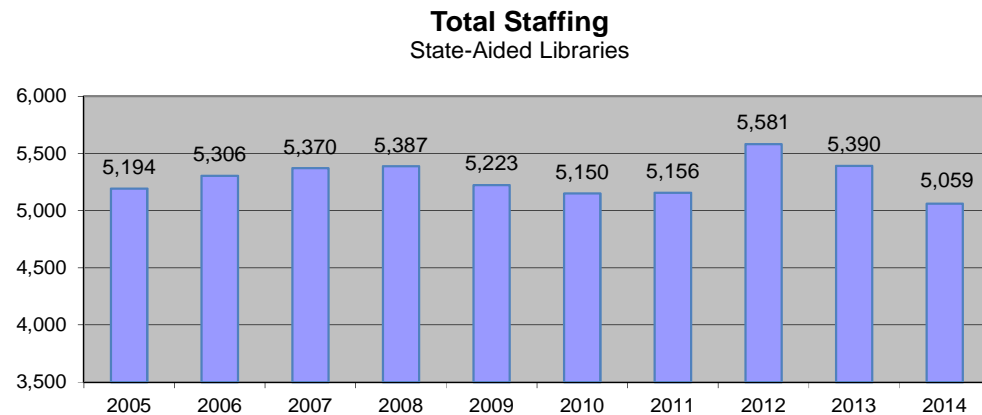
LIBRARIES BY COUNTY		POPULA- TION SERVED	TOTAL LOCAL GOV REVENUE	STATE REVENUE	FEDERAL REVENUE	OTHER REVENUE	TOTAL REVENUE	SCHOOL BOARD REVENUE	EMPLOY- MENT PROGRAMS
MONTGOMERY									
1	LANSDALE PUBLIC LIBRARY	16,269	490,000	0	0	124,567	614,567	0	0
	<i>Totals - Montgomery County</i>	16,269	490,000	0	0	124,567	614,567	0	0
SUSQUEHANNA									
2	PRATT MEMORIAL LIBRARY	0	3,750	0	0	15,600	19,350	0	0
	<i>Totals - Susquehanna County</i>	0	3,750	0	0	15,600	19,350	0	0
	STATE TOTALS	16,269	493,750	0	0	140,167	633,917	0	0

2014 PENNSYLVANIA PUBLIC LIBRARY STATISTICS
 ANALYSIS OF RESOURCES AND SERVICES OF NON-STATE AIDED LIBRARIES
 PART IV EXPENDITURES

LIBRARIES BY COUNTY		SALARIES WAGES & BENEFITS	TOTAL LIBRARY MATERIALS	OTHER OPERATING TOTAL	TOTAL OPERATING EXPEND	TOTAL CAPITAL EXPEND	OPR/ CAP	LOCAL OPERATING EXPEND	STATE OPERATING EXPEND	TOTAL FEDERAL EXPEND
MONTGOMERY										
1	LANSDALE PUBLIC LIBRARY	415,096	82,399	141,110	638,605	0	39.253	638,605	0	0
	<i>Totals - Montgomery County</i>	415,096	82,399	141,110	638,605	0	39.253	638,605	0	0
SUSQUEHANNA										
2	PRATT MEMORIAL LIBRARY	6,140	2,992	9,219	18,351	0	0.000	18,351	0	0
	<i>Totals - Susquehanna County</i>	6,140	2,992	9,219	18,351	0	0.000	18,351	0	0
	STATE TOTALS	421,236	85,391	150,329	656,956	0	40.381	656,956	0	0

2014 PENNSYLVANIA PUBLIC LIBRARY STATISTICS
 ANALYSIS OF RESOURCES AND SERVICES OF NON-STATE AIDED LIBRARIES
 PART V HOURS & STAFF
 DISTRICT SUMMARIES

DISTRICT CENTERS	POPULATION SERVED	TOTAL REGISTRATION	PROFESSIONAL STAFF	LIBRARIAN STAFF	OTHER PAID STAFF	VOLUNTEER STAFF
LANSDALE PUBLIC LIBRARY *	16,269	2,837	3.04	0.00	5.95	0.53
Montgomery	16,269	2,837	3.04	0.00	5.95	0.53
PRATT MEMORIAL LIBRARY *	0	490	0.00	0.37	0.00	0.00
Scranton	0	490	0.00	0.37	0.00	0.00
NON-STATE AIDED	16,269*	3,327	3.04	0.37	5.95	0.53
STATE AIDED	12,408,832	5,295,583	1,283.44	292.70	2,980.78	502.22
COMBINED TOTALS	12,408,832	5,298,910	1,286.48	293.07	2,986.73	502.75

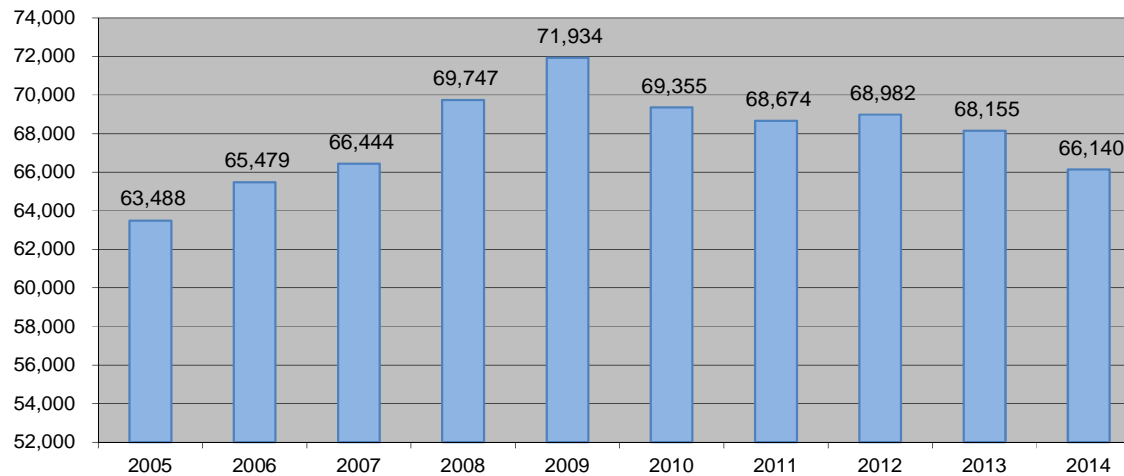


* These non-state-aided library populations are claimed & served by state-aided libraries

2014 PENNSYLVANIA PUBLIC LIBRARY STATISTICS
 ANALYSIS OF RESOURCES AND SERVICES OF NON-STATE AIDED LIBRARIES
 PART V COLLECTION
 DISTRICT SUMMARIES

DISTRICT CENTERS	CATL ITEMS EOY	ITEMS/ CAPITA	PERIOD- ICAL TITLES	PERIOD- ICAL eTITLES	TOTAL CIRC	CIRC/ CAPITA	TURN- OVER	INTER LOAN LENT	INTER LOAN BORROW	WEB ACCESS PCs
LANSDALE PUBLIC LIBRARY *	58,257	3.58	126	0	82,239	5.05	1.41	0	87	15
Montgomery	58,257	3.58	126	0	82,239	5.05	1.41	0	87	15
PRATT MEMORIAL LIBRARY *	9,349	0.00	26	0	4,156	0.00	0.44	0	109	2
Scranton	9,349	0.00	26	0	4,156	0.00	0.44	0	109	2
NON-STATE AIDED	67,606	3.30	152	0	86,395	3.85	1.28	0	196	17
STATE AIDED	30,801,074	2.48	33,353	20,368	66,140,364	5.33	2.15	4,544,058	4,500,293	8,020
COMBINED TOTALS	30,868,680	2.49	33,505	20,368	66,226,759	5.34	2.15	4,544,058	4,500,489	8,037

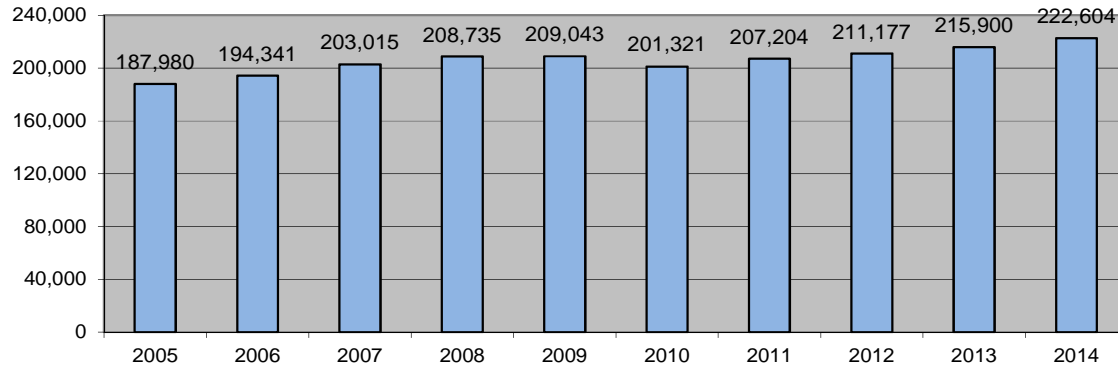
Circulation
 State-Aided Libraries (in Thousands)



2014 PENNSYLVANIA PUBLIC LIBRARY STATISTICS
 ANALYSIS OF RESOURCES AND SERVICES OF NON-STATE AIDED LIBRARIES
 PART V REVENUE
 DISTRICT SUMMARIES

DISTRICT CENTERS	POPULATION SERVED	TOTAL LOCAL GOV REVENUE	STATE REVENUE	FEDERAL REVENUE	OTHER REVENUE	TOTAL REVENUE	SCHOOL BOARD REVENUE	EMPLOYMENT PROGRAMS
LANSDALE PUBLIC LIBRARY *	16,269	490,000	0	0	124,567	614,567	0	0
Montgomery	16,269	490,000	0	0	124,567	614,567	0	0
PRATT MEMORIAL LIBRARY *	0	3,750	0	0	15,600	19,350	0	0
Scranton	0	3,750	0	0	15,600	19,350	0	0
NON-STATE AIDED	16,269*	493,750	0	0	140,167	633,917	0	0
STATE AIDED	12,408,832	222,604,049	56,883,859	1,880,864	61,098,008	342,466,781	10,270,434	654,638
COMBINED TOTALS	12,408,832	223,097,799	56,883,859	1,880,864	61,238,175	343,100,698	10,270,434	654,638

Local Government Revenue
 State-Aided Libraries (in Thousands)

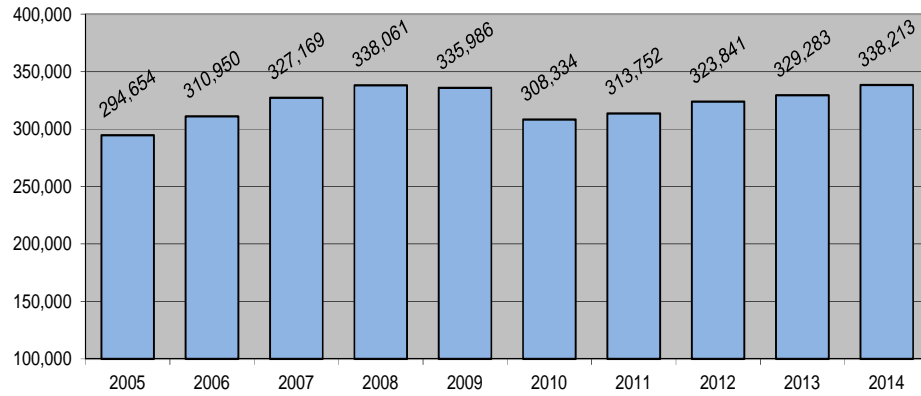


* These non-state-aided library populations are claimed & served by state-aided libraries

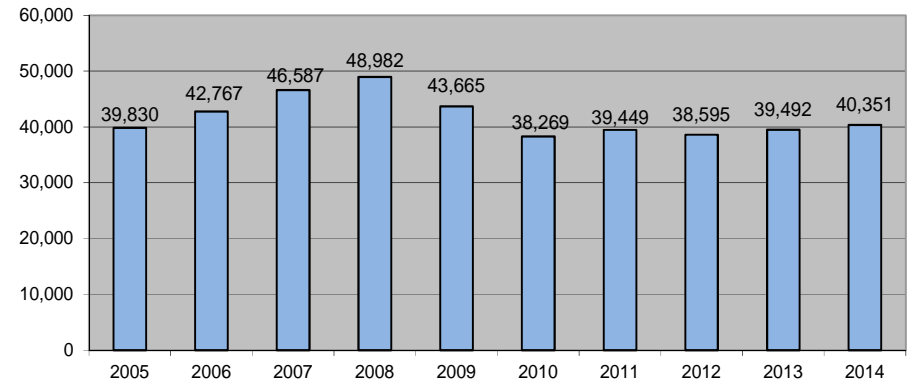
2014 PENNSYLVANIA PUBLIC LIBRARY STATISTICS
 ANALYSIS OF RESOURCES AND SERVICES OF NON-STATE AIDED LIBRARIES
 PART V EXPENDITURES
 DISTRICT SUMMARIES

DISTRICT CENTERS	SALARIES WAGES & BENEFITS	TOTAL LIBRARY MATERIALS	OTHER OPERATING TOTAL	TOTAL OPERATING EXPEND	TOTAL CAPITAL EXPEND	OPR/ CAP	LOCAL OPERATING EXPEND	STATE OPERATING EXPEND	TOTAL FEDERAL EXPEND
LANSDALE PUBLIC LIBRARY *	415,096	82,399	141,110	638,605	0	39.253	638,605	0	0
Montgomery	415,096	82,399	141,110	638,605	0	39.253	638,605	0	0
PRATT MEMORIAL LIBRARY *	6,140	2,992	9,219	18,351	0	0.000	18,351	0	0
Scranton	6,140	2,992	9,219	18,351	0	0.000	18,351	0	0
NON-STATE AIDED	421,236	85,391	150,329	656,956	0	25.981	656,956	0	0
STATE AIDED	220,391,826	40,350,675	77,470,742	338,213,243	12,637,921	27.256	279,193,956	57,076,963	1,942,324
COMBINED TOTALS	220,813,062	40,436,066	77,621,071	338,870,199	12,637,921	27.309	279,850,912	57,076,963	1,942,324

Total Library Expenditures
 State-Aided Libraries (in Thousands)



Library Expenditures on Collection
 State-Aided Libraries (in Thousands)



2014 PENNSYLVANIA PUBLIC LIBRARY STATISTICS
ANALYSIS OF RESOURCES AND SERVICES OF INDEPENDENT STATE AIDED LIBRARIES
PART VI

LIBRARY NAME	TOTAL POP SERVED	TOT OPERATING EXPENDITURE	EXP/ CAPITA	TOTAL CIRCULATION	CIRC/ CAPITA	TOT ITEMS CATALOGED	ITEMS/ CAPITA	TURNOVER RATE
FREE LIBRARY OF PHILADELPHIA	1,526,006	81,803,358	53.606	6,499,090	4.26	3,172,908	2.08	2.05
<i>AVERAGE</i>	1,526,006	81,803,358	53.606	6,499,090	4.26	3,172,908	2.08	2.05
MONT CO-NORRISTOWN PUB LIB	309,816	4,861,390	15.691	621,636	2.01	521,465	1.68	1.19
ERIE COUNTY PUBLIC LIBRARY	245,988	6,489,815	26.383	1,287,012	5.23	374,246	1.52	3.44
DAUPHIN COUNTY LIBRARY SYSTEM	234,520	6,258,630	26.687	1,176,669	5.02	388,233	1.66	3.03
ALLENTOWN PUBLIC LIBRARY	131,537	2,353,400	17.892	379,558	2.89	237,813	1.81	1.60
BETHLEHEM AREA PUBLIC LIBRARY	114,175	2,769,929	24.260	779,673	6.83	166,580	1.46	4.68
<i>AVERAGE</i>	207,207	4,546,633	22.183	848,910	4.39	337,667	1.63	2.79
EASTERN MONROE PUBLIC LIBRARY	89,474	1,975,237	22.076	417,022	4.66	221,981	2.48	1.88
EASTON AREA PUBLIC LIBRARY	65,313	1,866,181	28.573	384,832	5.89	220,893	3.38	1.74
ABINGTON TWP PUBLIC LIBRARY	57,853	2,534,327	43.806	472,830	8.17	172,689	2.98	2.74
LOWER MERION LIBRARY SYSTEM	57,837	5,119,287	88.512	1,064,958	18.41	451,609	7.81	2.36
PIKE COUNTY PUBLIC LIBRARY	57,369	600,612	10.469	132,429	2.31	128,798	2.25	1.03
PARKLAND COMMUNITY LIBRARY	54,946	741,802	13.501	266,406	4.85	87,168	1.59	3.06
<i>AVERAGE</i>	63,799	2,139,574	34.490	456,413	7.38	213,856	3.41	2.13
MIFFLIN COUNTY LIBRARY	46,682	478,194	10.244	151,613	3.25	68,579	1.47	2.21
CLEARFIELD COUNTY PUBLIC LIBRARY	46,293	255,585	5.521	141,693	3.06	57,315	1.24	2.47
HUNTINGDON COUNTY LIBRARY	45,913	396,661	8.639	67,052	1.46	50,676	1.10	1.32
INDIAN VALLEY PUBLIC LIBRARY	45,316	1,099,365	24.260	392,056	8.65	162,745	3.59	2.41
POTTSTOWN PUBLIC LIBRARY	43,625	688,800	15.789	99,615	2.28	78,459	1.80	1.27
SUS CO HIST SOC & FR LIB	43,356	758,268	17.489	164,008	3.78	94,671	2.18	1.73
NORTHAMPTON AREA PUB LIBRARY	41,714	438,857	10.521	107,380	2.57	59,620	1.43	1.80
SNYDER COUNTY LIBRARIES, INC	39,702	514,330	12.955	92,066	2.32	64,209	1.62	1.43
ANNIE HALENBAKE ROSS LIBRARY	39,238	528,530	13.470	163,107	4.16	79,047	2.01	2.06
CHELTENHAM TOWNSHIP LIB SYSTEM	36,793	1,912,001	51.966	427,686	11.62	170,846	4.64	2.50
WISSAHICKON VALLEY PUB LIBRARY	36,697	1,220,189	33.250	349,907	9.54	116,720	3.18	3.00
CARNEGIE FREE LIBRARY	34,479	331,299	9.609	19,729	0.57	37,051	1.07	0.53
WESTERN POCONO COMMUNITY LIBRARY	33,880	843,766	24.905	155,415	4.59	75,357	2.22	2.06
LOWER MACUNGIE LIBRARY	32,994	602,394	18.258	220,948	6.70	71,162	2.16	3.10
INDIANA FREE LIBRARY INC	32,924	353,702	10.743	94,213	2.86	81,885	2.49	1.15
COMMUNITY LIB OF THE SHENANGO VALLEY	30,258	448,727	14.830	80,873	2.67	63,426	2.10	1.28
<i>AVERAGE</i>	39,367	679,417	17.653	170,460	4.38	83,236	2.14	1.90
WARREN LIBRARY ASSOCIATION	28,502	1,142,776	40.095	383,404	13.45	169,484	5.95	2.26
UPPER MERION TOWNSHIP LIBRARY	28,390	1,847,498	65.076	224,213	7.90	141,318	4.98	1.59
TUNKHANNOCK PUBLIC LIBRARY	28,276	330,677	11.695	142,258	5.03	29,629	1.05	4.80
WHITEHALL TOWNSHIP PUB LIBRARY	26,738	559,433	20.923	122,688	4.59	98,734	3.69	1.24

2014 PENNSYLVANIA PUBLIC LIBRARY STATISTICS
ANALYSIS OF RESOURCES AND SERVICES OF INDEPENDENT STATE AIDED LIBRARIES
PART VI

LIBRARY NAME	TOTAL POP SERVED	TOT OPERATING EXPENDITURE	EXP/ CAPITA	TOTAL CIRCULATION	CIRC/ CAPITA	TOT ITEMS CATALOGED	ITEMS/ CAPITA	TURNOVER RATE
HORSHAM TOWNSHIP LIBRARY	26,147	1,298,523	49.662	313,859	12.00	128,604	4.92	2.44
MEM LIB OF NAZARETH & VICINITY	25,829	526,036	20.366	113,528	4.40	63,737	2.47	1.78
UPPER DUBLIN PUBLIC LIBRARY	25,569	1,147,069	44.862	341,891	13.37	118,465	4.63	2.89
LOWER PROVIDENCE COM LIBRARY	25,436	736,382	28.950	244,066	9.60	80,579	3.17	3.03
HERSHEY PUBLIC LIBRARY	24,679	1,139,034	46.154	315,517	12.78	126,714	5.13	2.49
JUNIATA COUNTY LIBRARY	24,636	255,412	10.367	90,406	3.67	47,487	1.93	1.90
UPPER MORELAND FR PUB LIBRARY	24,015	857,424	35.704	200,519	8.35	90,035	3.75	2.23
POCONO MOUNTAIN PUBLIC LIBRARY	23,734	508,846	21.440	91,815	3.87	58,958	2.48	1.56
BLOOMSBURG PUBLIC LIBRARY	22,217	319,394	14.376	127,785	5.75	41,832	1.88	3.05
EMMAUS PUBLIC LIBRARY	21,577	325,535	15.087	106,361	4.93	100,532	4.66	1.06
FRANKLIN PUBLIC LIBRARY	21,577	237,240	10.995	57,564	2.67	48,058	2.23	1.20
THOMAS BEAVER FREE LIBRARY	21,321	213,964	10.035	48,281	2.26	34,960	1.64	1.38
BRADFORD AREA PUBLIC LIBRARY	21,133	373,820	17.689	45,238	2.14	49,429	2.34	0.92
SOUTHERN LEHIGH PUBLIC LIBRARY	20,969	417,227	19.897	94,644	4.51	56,683	2.70	1.67
SHAMOKIN & COAL TWP PUB LIB	20,912	168,591	8.062	57,205	2.74	57,221	2.74	1.00
BANGOR PUBLIC LIBRARY	20,359	123,518	6.067	40,076	1.97	33,097	1.63	1.21
<i>AVERAGE</i>	24,101	626,420	24.875	158,066	6.30	78,778	3.20	1.98
DIMMICK MEMORIAL LIBRARY	19,646	202,150	10.290	32,566	1.66	27,186	1.38	1.20
FR LIB OF SPRINGFIELD TWNSHP	19,418	817,781	42.115	200,602	10.33	54,905	2.83	3.65
DUBOIS PUBLIC LIBRARY	18,419	282,824	15.355	62,846	3.41	42,034	2.28	1.50
DEGENSTEIN COMMUNITY LIBRARY	18,267	389,460	21.320	70,596	3.86	83,854	4.59	0.84
LEHIGHTON AREA MEM LIBRARY	17,885	119,565	6.685	19,795	1.11	15,610	0.87	1.27
WILLIAM JEANES MEM LIBRARY	17,349	758,206	43.703	165,657	9.55	53,865	3.10	3.08
TAMAQUA PUBLIC LIBRARY	17,144	183,320	10.693	25,185	1.47	50,126	2.92	0.50
JOSEPH & ELIZABETH SHAW LIB	16,930	217,920	12.872	86,106	5.09	57,103	3.37	1.51
GROVE CITY COMMUNITY LIBRARY	15,718	155,757	9.909	70,743	4.50	33,359	2.12	2.12
MARY MEUSER MEMORIAL LIBRARY	15,477	254,851	16.466	52,187	3.37	50,685	3.27	1.03
CLYMER LIBRARY ASSOCIATION	15,343	297,238	19.373	55,905	3.64	51,715	3.37	1.08
SOUTHAMPTON FREE LIBRARY	15,152	615,526	40.623	141,166	9.32	68,339	4.51	2.07
BROWNSVILLE FR PUBLIC LIBRARY	15,055	69,979	4.648	11,753	0.78	19,003	1.26	0.62
<i>AVERAGE</i>	17,062	335,737	19.543	76,547	4.47	46,753	2.76	1.57
FULTON COUNTY LIBRARY	14,845	295,952	19.936	71,584	4.82	65,449	4.41	1.09
MCBRIDE MEMORIAL LIBRARY	14,153	330,543	23.355	63,252	4.47	42,075	2.97	1.50
PALMERTON LIBRARY ASSOCIATION	14,056	190,857	13.578	51,781	3.68	35,492	2.53	1.46
OIL CITY LIBRARY	14,038	632,502	45.056	97,767	6.96	121,042	8.62	0.81
SAINT MARYS PUBLIC LIBRARY	13,070	256,057	19.591	78,011	5.97	52,758	4.04	1.48
HUNTINGDON VALLEY LIBRARY	12,982	588,760	45.352	119,250	9.19	75,072	5.78	1.59
SLATINGTON LIBRARY INC	12,926	105,949	8.197	13,184	1.02	37,162	2.87	0.35
MOUNT CARMEL PUBLIC LIBRARY	12,577	163,549	13.004	72,165	5.74	63,221	5.03	1.14
MILTON PUBLIC LIBRARY	12,143	280,018	23.060	49,172	4.05	22,816	1.88	2.16

2014 PENNSYLVANIA PUBLIC LIBRARY STATISTICS
ANALYSIS OF RESOURCES AND SERVICES OF INDEPENDENT STATE AIDED LIBRARIES
PART VI

LIBRARY NAME	TOTAL POP SERVED	TOT OPERATING EXPENDITURE	EXP/ CAPITA	TOTAL CIRCULATION	CIRC/ CAPITA	TOT ITEMS CATALOGED	ITEMS/ CAPITA	TURNOVER RATE
CORRY PUBLIC LIBRARY	11,963	270,884	22.643	83,641	6.99	77,797	6.50	1.08
MAHANoy CITY PUBLIC LIBRARY	10,987	67,951	6.185	5,683	0.52	18,612	1.69	0.31
PUBLIC LIBRARY OF CATASAUQUA	10,856	90,628	8.348	37,600	3.46	20,560	1.89	1.83
MERCER AREA LIBRARY	10,752	127,962	11.901	30,712	2.86	28,084	2.61	1.09
GREENVILLE AREA PUBLIC LIBRARY	10,631	233,937	22.005	41,091	3.87	42,235	3.97	0.97
MCCORD MEMORIAL LIBRARY	10,609	234,609	22.114	76,198	7.18	41,584	3.92	1.83
WYOMISSING PUBLIC LIBRARY	10,461	333,043	31.837	83,099	7.94	34,083	3.26	2.44
UNIONTOWN PUBLIC LIBRARY	10,372	348,422	33.593	54,239	5.23	93,819	9.05	0.58
GERMAN MASONTOWN PUB LIBRARY	10,352	87,497	8.452	16,303	1.57	27,827	2.69	0.59
<i>AVERAGE</i>	12,099	257,729	21.012	58,041	4.75	49,983	4.10	1.24
MONTGOMERY HSE/WARRIOR RUN LIB	9,739	176,526	18.126	23,378	2.40	21,450	2.20	1.09
NEWPORT PUBLIC LIBRARY	9,298	171,023	18.394	55,029	5.92	46,312	4.98	1.19
FRACKVILLE FREE PUBLIC LIBRARY	9,029	98,470	10.906	12,087	1.34	17,793	1.97	0.68
MIDDLETOWN PUBLIC LIBRARY	8,901	169,834	19.080	51,495	5.79	28,160	3.16	1.83
MORRISVILLE FR LIB ASSOCIATION	8,728	189,307	21.690	42,176	4.83	21,637	2.48	1.95
SAMUEL W SMITH MEM PUB LIBRARY	8,436	134,306	15.921	35,557	4.21	33,336	3.95	1.07
SCHUYLKILL HAVEN FR PUB LIB	8,429	131,554	15.607	36,746	4.36	36,574	4.34	1.00
RIDGWAY FREE PUBLIC LIBRARY	8,286	127,783	15.422	24,529	2.96	23,617	2.85	1.04
PRIESTLEY FORSYTH MEM LIBRARY	7,489	229,701	30.672	33,034	4.41	25,336	3.38	1.30
BARRETT FRIENDLY LIBRARY	7,411	362,550	48.921	57,518	7.76	34,244	4.62	1.68
UNION LIB COMPANY OF HATBOROUGH	7,360	171,335	23.279	25,180	3.42	25,221	3.43	1.00
<i>AVERAGE</i>	8,464	178,399	21.638	36,066	4.31	28,516	3.40	1.26
UNION CITY PUBLIC LIBRARY	6,894	81,084	11.762	27,460	3.98	27,544	4.00	1.00
SULLIVAN COUNTY LIBRARY	6,428	94,131	14.644	28,799	4.48	21,427	3.33	1.34
MARY S BIESECKER PUB LIBRARY	6,277	148,695	23.689	35,153	5.60	35,622	5.68	0.99
RICE AVENUE COMMUNITY PUBLIC LIBRARY	6,135	74,577	12.156	35,442	5.78	18,086	2.95	1.96
HELLERTOWN AREA LIBRARY	16,670	234,119	14.044	91,768	5.50	36,800	2.21	2.49
ASHLAND PUBLIC LIBRARY	5,857	92,913	15.864	15,509	2.65	20,104	3.43	0.77
KITTANNING FREE LIBRARY	5,529	125,754	22.744	26,197	4.74	33,123	5.99	0.79
HAMLIN MEMORIAL LIBRARY	5,400	75,444	13.971	18,638	3.45	29,913	5.54	0.62
FRIENDS MEMORIAL LIBRARY	5,380	67,841	12.610	16,592	3.08	14,239	2.65	1.17
SUGAR GROVE FREE LIBRARY	5,270	57,506	10.912	6,935	1.32	14,775	2.80	0.47
STEY-NEVANT PUBLIC LIBRARY	5,111	141,053	27.598	13,337	2.61	27,226	5.33	0.49
BARBARA MOSCATO BROWN MEM LIBRARY	5,085	170,970	33.622	23,569	4.64	31,931	6.28	0.74
YOUNGSVILLE PUBLIC LIBRARY	5,018	54,145	10.790	17,295	3.45	18,947	3.78	0.91
<i>AVERAGE</i>	6,543	109,095	17.262	27,438	3.94	25,364	4.15	1.06
MARYSVILLE RYE LIB ASSOCIATION	4,898	58,059	11.854	10,127	2.07	15,231	3.11	0.66
JENKINTOWN LIBRARY	4,422	346,361	78.327	64,367	14.56	37,045	8.38	1.74

2014 PENNSYLVANIA PUBLIC LIBRARY STATISTICS
 ANALYSIS OF RESOURCES AND SERVICES OF INDEPENDENT STATE AIDED LIBRARIES
 PART VI

LIBRARY NAME	TOTAL POP SERVED	TOT OPERATING EXPENDITURE	EXP/ CAPITA	TOTAL CIRCULATION	CIRC/ CAPITA	TOT ITEMS CATALOGED	ITEMS/ CAPITA	TURNOVER RATE
MARIENVILLE AREA LIBRARY	4,395	48,080	10.940	8,187	1.86	18,903	4.30	0.43
BURRELL TOWNSHIP LIBRARY	4,393	44,961	10.235	10,423	2.37	17,946	4.09	0.58
RALPHO TOWNSHIP PUBLIC LIBRARY	4,321	42,098	9.743	6,815	1.58	24,726	5.72	0.28
NARBERTH COMMUNITY LIBRARY	4,282	218,834	51.106	71,316	16.65	36,125	8.44	1.97
COOPERSTOWN PUBLIC LIBRARY	4,167	30,994	7.438	5,608	1.35	13,872	3.33	0.40
BLOOMFIELD PUBLIC LIBRARY	3,738	45,500	12.172	12,969	3.47	19,676	5.26	0.66
BLAIRSVILLE PUBLIC LIBRARY	3,412	99,312	29.107	27,205	7.97	38,075	11.16	0.71
SARAH S BOVARD MEM LIBRARY	3,321	67,480	20.319	18,950	5.71	29,801	8.97	0.64
NORTH WALES MEMORIAL FREE LIBRARY	18,781	261,652	13.932	87,466	4.66	44,870	2.39	1.95
COPLAY PUBLIC LIBRARY	3,192	81,608	25.566	10,798	3.38	18,827	5.90	0.57
COMMUNITY LIB OF W PERRY CO	3,038	37,764	12.431	14,500	4.77	11,557	3.80	1.25
FORD CITY PUBLIC LIBRARY	2,991	124,297	41.557	16,815	5.62	18,847	6.30	0.89
APOLLO MEMORIAL LIBRARY	2,944	80,452	27.327	14,297	4.86	27,483	9.34	0.52
W W F COMMUNITY LIBRARY	2,492	43,887	17.611	3,286	1.32	14,201	5.70	0.23
JOHNSONBURG PUBLIC LIBRARY	2,483	91,993	37.049	11,507	4.63	28,274	11.39	0.41
SHEFFIELD TOWNSHIP LIBRARY	2,337	30,711	13.141	7,811	3.34	23,106	9.89	0.34
RINGTOWN AREA LIBRARY	2,091	52,812	25.257	7,090	3.39	13,924	6.66	0.51
RIEGELSVILLE LIBRARY	2,012	67,892	33.744	15,445	7.68	16,569	8.24	0.93
MOUNT JEWETT MEMORIAL LIBRARY	1,653	21,073	12.748	4,887	2.96	20,337	12.30	0.24
WILCOX PUBLIC LIBRARY	1,624	35,839	22.068	3,840	2.36	16,155	9.95	0.24
WATERFORD PUBLIC LIBRARY	1,517	35,155	23.174	20,373	13.43	18,730	12.35	1.09
ALBION AREA PUBLIC LIBRARY	1,516	55,342	36.505	19,725	13.01	18,088	11.93	1.09
TIDIOUTE PUBLIC LIBRARY	688	41,565	60.414	9,104	13.23	19,540	28.40	0.47
<i>AVERAGE</i>	3,628	82,549	25.751	19,316	5.85	22,476	8.29	0.75
OVERALL AVERAGE	37,228	1,212,665	22.577	176,929	5.12	91,910	4.20	1.47

2014 PENNSYLVANIA PUBLIC LIBRARY STATISTICS
ANALYSIS OF RESOURCES AND SERVICES OF STATE-AIDED SYSTEMS
PART VII

SYSTEM NAME	TOTAL POP SERVED	TOT OPERATING EXPENDITURE	EXP/ CAPITA	TOTAL CIRCULATION	CIRC/ CAPITA	TOT ITEMS CATALOGED	ITEMS/ CAPITA	TURNOVER RATE
ALLEGHENY COUNTY LIBRARY ASSOC	1,222,904	55,728,835	45.571	10,750,455	8.79	4,953,521	4.05	2.17
BUCKS COUNTY FREE LIBRARY	597,150	12,805,407	21.444	3,668,790	6.14	1,044	0.00	3514.17
DELAWARE COUNTY LIBRARY SYSTEM	558,972	13,260,555	23.723	2,562,055	4.58	1,694	0.00	1512.43
LIB SYSM OF LANCASTER COUNTY	519,462	9,094,298	17.507	3,995,453	7.69	670	0.00	5963.36
CHESTER COUNTY LIBRARY	498,886	13,940,974	27.944	3,825,321	7.67	1,438	0.00	2660.17
YORK COUNTY LIBRARY SYSTEM	434,972	8,230,118	18.921	1,805,644	4.15	594	0.00	3039.80
BERKS CO PUB LIBRARIES	400,981	7,400,027	18.455	2,113,877	5.27	1,440	0.00	1467.97
WESTMORELAND COUNTY LIB SYSTEM	373,673	5,513,920	14.756	1,228,777	3.29	949	0.00	1294.81
LUZERNE COUNTY LIBRARY SYSTEM	329,868	5,261,965	15.952	791,461	2.40	867	0.00	912.87
CUMBERLAND COUNTY LIBRARY SYSTEM	244,731	6,349,970	25.947	2,618,743	10.70	835	0.00	3136.22
LACKAWANNA CNTY LIBRARY SYSTEM	214,437	7,394,785	34.485	1,147,873	5.35	575	0.00	1996.30
WASHINGTON COUNTY LIBRARY SYS	207,211	3,400,283	16.410	717,958	3.46	785	0.00	914.60
<i>AVERAGE</i>	466,937	12,365,095	23.426	2,935,534	5.79	413,701	0.34	2201.24
BUTLER COUNTY FED LIB SYSTEM	183,862	2,554,092	13.891	894,729	4.87	407	0.00	2198.35
BEAVER CO LIBRARY SYSTEM	169,907	2,626,567	15.459	454,045	2.67	495	0.00	917.26
CENTRE CO FEDERATION/PUB LIBS	153,990	3,099,722	20.129	1,071,010	6.96	225	0.00	4760.04
CAMBRIA COUNTY LIBRARY SYSTEM	143,797	2,228,890	15.500	378,098	2.63	518	0.00	729.92
FRANKLIN COUNTY LIBRARY SYSTEM	140,293	2,372,741	16.913	452,439	3.22	224	0.00	2019.82
LEBANON COUNTY LIBRARY SYSTEM	133,568	1,721,879	12.891	741,775	5.55	301	0.00	2464.37
BLAIR COUNTY LIB SYSTEM	126,971	1,973,903	15.546	324,632	2.56	432	0.00	751.46
LYCOMING COUNTY LIBRARY SYSTEM	116,111	3,212,637	27.669	696,684	6.00	435	0.00	1601.57
ADAMS COUNTY LIBRARY SYSTEM	101,407	2,423,335	23.897	689,850	6.80	176	0.00	3919.60
LAWRENCE CO FED LIBRARY SYSTEM	91,740	1,460,254	15.917	334,796	3.65	240	0.00	1394.98
POTTSVILLE FREE PUBLIC LIBRARY	88,691	1,007,336	11.358	186,205	2.10	334	0.00	557.50
CRAWFORD CO FED LIB SYSTEM	87,226	1,785,973	20.475	401,239	4.60	650	0.01	617.29
SOMERSET COUNTY FED LIB SYSTEM	71,465	766,890	10.731	129,118	1.81	214	0.00	603.36
BRADFORD COUNTY LIBRARY SYSTEM	62,622	1,217,950	19.449	237,712	3.80	406	0.01	585.50
WAYNE LIBRARY AUTHORITY	52,822	1,078,776	20.423	210,351	3.98	271	0.01	776.20
<i>AVERAGE</i>	114,965	1,968,730	17.350	480,179	4.08	355	0.00	1593.15
BEDFORD CO FED LIB SYSTEM	49,762	511,109	10.271	98,776	1.98	103	0.00	958.99
CLARION COUNTY LIBRARY SYSTEM	46,860	768,676	16.404	224,500	4.79	226	0.00	993.36
JEFFERSON COUNTY LIBRARY	45,200	753,369	16.667	116,407	2.58	279	0.01	417.23
UNION COUNTY LIBRARY SYSTEM	44,947	1,139,305	25.348	314,663	7.00	176	0.00	1787.86
POTTER-TIOGA COUNTY LIB SYS (TIOGA)	41,981	660,862	15.742	134,159	3.20	184	0.00	729.13
GREENE COUNTY LIBRARY SYSTEM	38,686	683,911	17.679	57,989	1.50	140	0.00	414.21
POTTER-TIOGA COUNTY LIB SYS (POTTER)	18,362	461,615	25.140	92,642	5.05	229	0.01	404.55
<i>AVERAGE</i>	40,828	711,264	18.179	148,448	3.73	191	0.01	815.05
OVERALL AVERAGE	223,927	5,379,145	19.665	1,278,477	4.61	146,208	0.12	1647.57

CIRCULATION ANALYSIS:

OPERATING EXPENDITURE PER TRANSACTION relates the library expenditures to the number of items the library circulates. It is obtained by dividing the total expenditure (salary & wages, benefits, collection and operations) by the total circulation. Capital expenditures are not included because they vary widely from year to year.

CIRCULATION PER FULL TIME EQUIVALENT (FTE) STAFF MEMBER is a measure of the number of items each library staff member would circulate based on a work schedule of 35 hours per week. This figure is useful as an indicator of the relative efficiency of staff. This table does not isolate the number of staff directly involved in circulation activities. Larger libraries are more likely to have staff involved in activities that do not relate to circulation.

Operating Expenditure Per Circulation Transaction

Service Area	Number of Libraries	-- Operating Expenditure per Transaction --			
		Mean	Median	Minimum	Maximum
50,000 & Above	41	5.40	4.85	1.39	12.59
20,000--49,999	109	3.92	3.40	0.99	19.57
10,000—19,999	110	4.50	4.13	1.33	12.13
5,000—9,999	94	5.09	4.38	1.37	17.75
4,999 & Below	91	5.38	4.40	1.41	17.26
Statewide	445*	4.74	4.12	0.99	19.57

Circulation Per FTE Staff Member

Service Area	Number of Libraries	----- Circulation per Staff Member -----			
		Mean	Median	Minimum	Maximum
50,000 & Above	41	13,587	12,208	5,349	30,094
20,000--49,999	109	16,152	15,628	1,844	46,144
10,000—19,999	110	12,492	11,904	3,033	31,150
5,000—9,999	94	10,206	9,200	2,005	31,618
4,999 & Below	91	9,497	8,280	1,534	23,769
Statewide	445*	12,394	11,573	1,534	46,144

* System headquarters reporting separately from a library are not included.

<i>Library / Bookmobile Name</i>	<i>Shelf Capacity</i>	<i>Hrs/Wk at Stops</i>	<i>Collection Year End</i>	<i>Total Circulation</i>	<i>Collection Expenditures</i>
BEAVER COUNTY BOOKMOBILE	2,500	20	25,735	54,065	13,965
BEDFORD CO FED LIB SYSTEM (BOOKMOBILE)	2,500	20	2,500	14,988	7,241
BETHLEHEM AREA PUBLIC LIBRARY (BOOKMOBILE)	2,500	18	2,500	17,926	4,556
CENTRE CO LIB & HIST MUSEUM (BOOKMOBILE)	2,500	20	8,098	19,514	9,142
CLEARFIELD CO PUB LIB FED (BOOKMOBILE)	2,000	24	27,067	38,777	6,018
FRANKLIN COUNTY BOOKMOBILE	5,500	48	19,639	58,731	16,299
EASTERN MONROE PUBLIC LIBRARY (BOOKMOBILE)	4,000	11	3,596	17,714	1,150
ERIE COUNTY PUBLIC LIBRARY (RURAL BOOKMOBIL	4,000	14	0	22,529	0
SOMERSET COUNTY BOOKMOBILE	3,000	20	6,652	21,003	12,609
LANCASTER COUNTY BOOKMOBILE	2,500	25	18,602	55,896	28,966
MONT CO-NORRISTOWN PUB LIB (BOOKMOBILE #6)	3,500	24	6,239	25,292	5,345
MONT CO-NORRISTOWN PUB LIB (BOOKMOBILE #7)	3,500	24	6,239	25,292	5,345
MONT CO-NORRISTOWN PUB LIB (Books-Go-Round)	3,000	21	6,576	25,804	4,000
MONT CO-NORRISTOWN PUB LIB (Words-On-Wheels)	2,400	20	2,744	24,265	9,362
Lawrence County Bookmobile	3,000	14	4,841	17,642	8,540
COLUMBIA CNTY TRAVELING LIB (BOOKMOBILE)	3,000	16	22,300	24,485	18,481
JAMES V.BROWN LIBRARY STORY MOBILE	4,000	20	6,648	61,969	5,638
JAMES V.BROWN LIBRARY BOOKMOBILE	5,500	20	6,812	23,861	12,207
BOOKMOBILE ONE	5,000	20	16,835	31,011	10,269
READING PUBLIC LIBRARY (BOOKMOBILE)	2,500		6,205		
SAMUEL W SMITH MEM PUB LIBRARY (BOOKMOBILE)	2,828	20		6,056	4,500
ADAMS MEMORIAL LIBRARY BOOKMOBILE	3,800	30	6,544	28,900	7,563
ADAMS COUNTY LIBRARY SYSTEM (BOOKMOBILE)	2,000	20	6,187	29,766	6,732

STATE LIBRARY OF PENNSYLVANIA
Harrisburg, Pennsylvania

<u>RESOURCES AND SERVICES</u>	<u>2013-2014</u>	<u>2014-2015</u>
A Hours Open Weekly.....	22.5	22.5
B. Staff:		
Professional Staff.....	13	13
Clerical Staff.....	4	4
C. Library Materials Collection:		
1. Audio-Visual Materials Holdings – Titles.....	365	368
2. Books and Serials Holdings – Titles.....	1,258,216	1,260,948
3. Books and Serials Holdings – Volumes.....	1,709,599	1,732,638
4. Newspapers – Titles.....	5,348	5,358
5. Newspapers – Volumes.....	120,059	121,176
6. Cartographic Materials Holdings – Physical Units.....	7,766	7,789
7. Print/Microfilm subscriptions.....	455	394
8. Electronic/Digital Subscriptions.....	56,203	59,662
9. Microforms Holdings – Physical Units.....	726,444	730,305
10. Databases.....	67	69
11. Digital Documents.....	79,092	81,748
12. Electronic Serials.....	48,532	50,715
D. Use of library materials:		
1. Interlibrary loans (lending).....	9,021	8,204
2. Database searches.....	119,555	164,653
3. Circulation.....	13,728	9,423
E. Directional Transactions.....	3,732	3,454
F. Reference Transactions.....	5,451	6,082
G. Library Users – in house visits.....	19,540	17,441

<u>STATE SUMMARY FOR 2013:</u>		% Change Over 2012	
I.	POPULATION		
A.	Population served by the reporting libraries	12,411,456	0.00
B.	Population for which reporting libraries qualify for basic aid	12,411,456	0.00
II.	STAFF (The number of employees is stated in full-time equivalents, based on at least a 35-hour work week)		
A.	Professional	1,319.7	2.6
B.	Librarian	538.8	-2.7
C.	Other	3,032.5	0.9
D.	Volunteer	499.2	-33.0
III.	COLLECTIONS		
A.	Total items	31,194,131	-0.6
B.	Items per capita (population served)	2.51	-0.8
IV.	MATERIALS LENT BY PUBLIC LIBRARIES		
A.	Total items	68,155,060	-1.3
B.	Circulation per capita (population served)	5.49	-1.4
V.	INTERLIBRARY LOANS		
A.	Items lent	4,287,918	-1.0
B.	Items borrowed	4,348,845	-1.8
VI.	REVENUE		
A.	Local Municipal Support (64.9%)	215,899,783	2.0
B.	State revenue (17.0%)	56,487,563	-0.8
C.	Federal aid (0.5%)	1,573,393	-28.5
D.	Other (17.6%)	58,426,297	-0.9
E.	Total (100%)	332,387,036	0.8
F.	School district (3.0% of A;4.7% of E)	10,047,374	1.0
G.	Employment programs (0.2% of E)	604,354	-2.3
H.	Median revenue	189,848	-2.6
I.	Mean revenue (excluding Philadelphia/Pittsburgh)	467,728	-0.2
J.	Number of libraries above the mean	123	1.7
K.	Number of libraries below the mean	350	0.3
L.	Number of libraries reporting	473	0.2
VII.	EXPENDITURES		
A.	Wages and salaries (64.4%)	211,666,517	1.4
B.	Books and periodicals (11.9%)	39,492,461	2.1
C.	Other operating (23.7%)	78,124,439	1.5
D.	Total Operating (100%)	329,283,416	1.5
E.	Median operating	198,599	2.4
F.	Mean operating (excluding Philadelphia/Pittsburgh)	474,693	0.9
G.	Number of libraries above the mean	119	1.7
H.	Number of libraries below the mean	354	0.3
I.	Operating per capita (population served)	26.53	1.5
J.	Capital	12,503,314	-21.4

<u>STATE SUMMARY FOR 2014:</u>		
VIII.	POPULATION	
A.	Population served by the reporting libraries	12,408,832
B.	Population for which reporting libraries qualify for basic aid	12,408,832
IX.	STAFF (The number of employees is stated in full-time equivalents, based on at least a 35-hour work week)	
A.	Professional	1,286.5
B.	Librarian	293.1
C.	Other	2,986.7
D.	Volunteer	502.8
X.	COLLECTIONS	
A.	Total items	30,868,680
B.	Items per capita (population served)	2.48
XI.	MATERIALS LENT BY PUBLIC LIBRARIES	
A.	Total items	66,226,759
B.	Circulation per capita (population served)	5.33
XII.	INTERLIBRARY LOANS	
A.	Items lent	4,544,058
B.	Items borrowed	4,500,489
XIII.	REVENUE	
A.	Local Municipal Support (65.0%)	223,097,799
B.	State revenue (16.6%)	56,883,859
C.	Federal aid (0.6%)	1,880,864
D.	Other (17.8%)	61,238,175
E.	Total (100%)	343,100,698
F.	School district (3.0% of A;4.6% of E)	10,270,434
G.	Employment programs (0.2% of E)	654,638
H.	Median revenue	193,101
I.	Mean revenue (excluding Philadelphia/Pittsburgh)	722,317
J.	Number of libraries above the mean	80
K.	Number of libraries below the mean	393
L.	Number of libraries reporting	473
XIV.	EXPENDITURES	
A.	Wages and salaries (65.2%)	220,813,062
B.	Books and periodicals (11.9%)	40,436,066
C.	Other operating (22.9%)	77,621,071
D.	Total Operating (100%)	338,870,199
E.	Median operating	200,281
F.	Mean operating (excluding Philadelphia/Pittsburgh)	713,411
G.	Number of libraries above the mean	78
H.	Number of libraries below the mean	395
I.	Operating per capita (population served)	27.28
J.	Capital	12,637,921