

2013

PENNSYLVANIA  
LIBRARY STATISTICS

Prepared by:  
Pennsylvania Department of Education  
Office of Commonwealth Libraries  
607 South Drive  
Harrisburg, PA 17120-0600  
(717) 783-5743



This publication was supported in whole by the Institute of Museum and Library Services under the provisions of the Library Services and Technology Act as administered by the Commonwealth of Pennsylvania

**Commonwealth of Pennsylvania**

Tom Wolf, Governor

**Department of Education**

Pedro A. Rivera, Acting Secretary

**Office of Commonwealth Libraries**

Stacey A. Aldrich, Deputy Secretary of Commonwealth Libraries

**Bureau of Library Development**

Brian Dawson, Director

March 2015

The Pennsylvania Department of Education does not discriminate in its educational programs, activities or employment practices based on race, color, national origin, sex, sexual orientation, disability, age, religion, ancestry, union membership, or any other legally protected category. This policy is in accordance with state law, including the Pennsylvania Human Relations Act, and with federal law, including Title VI and Title VII of the Civil Rights Act of 1964, Title IX of the Education Amendments of 1972, Section 504 of the Rehabilitation Act of 1973, the Age Discrimination in Employment Act of 1967 and the Americans with Disabilities Act of 1990.

If you have any questions about this publication, or for additional copies contact: Linda A. Rohm, Education Administration Associate, Pennsylvania Department of Education, Office of Commonwealth Libraries, 607 South Drive, Harrisburg, PA 17120-0600, Telephone: 717-783-5745 or FAX: 717-787-2117.

The following persons have been designated to handle inquiries regarding the Pennsylvania Department of Education's non-discrimination policies:

**For Inquiries Concerning Non-Discrimination in Employment:**

Pennsylvania Department of Education  
Equal Employment Opportunity Representative  
Bureau of Human Resources  
333 Market Street, 11<sup>th</sup> Floor  
Harrisburg, PA 17126-0333  
Voice Telephone: (717) 787-4417  
Text Telephone: (717) 783-8445  
Fax: (717) 783-9348

**For Inquiries Concerning Non-Discrimination in All Other Pennsylvania Department of Education Programs and Activities:**

Pennsylvania Department of Education  
School Services Unit Director  
333 Market Street, 5<sup>th</sup> Floor  
Harrisburg, PA 17126-0333  
Voice Telephone: (717) 783-3750  
Text Telephone: (717) 783-8445  
Fax: (717) 783-6802

## TABLE OF CONTENTS

<b>PUBLIC LIBRARIES</b>		<b>State Aided Libraries</b>	
Part I	Table 1 – Registration and Staff .....		2
	Table 2 – Collection and Circulation .....		
	Table 3 – Income .....		
	Table 4 – Expenditures .....		
Part II	District Summary of Part I Data for <i>State Aided Libraries</i> .....		60
Part III	System Summary of Part I Data for <i>Federated State Aided Library Systems</i> .....		64
		<b>Non-State Aided Libraries</b>	
Part IV	Table 1 – Registration and Staff .....		68
	Table 2 – Collection and Circulation .....		
	Table 3 – Revenue .....		
	Table 4 – Expenditures .....		
Part V	District Summary of <i>State Aided and Non-State Aided Libraries</i> .....		72
<b>LISTINGS</b>		<b>By Population</b>	
Part VI	Independent State Aided Libraries .....		76
Part VII	State Aided Library Systems (System-wide Data) .....		81
		<b>Other</b>	
	Circulation Analysis .....		82
	Bookmobile Statistics .....		83
	State Library of Pennsylvania.....		84
	Statewide Summary of Statistics .....		85
<b>MAPS/CHARTS/GRAPHS</b>			
	State Aid Distribution by Category .....		58
	Revenue by Source and Expenditures by Category .....		59
	Total Staffing History .....		72
	Circulation History .....		73
	Local Government Income History .....		74
	Total Operating Expenditures History .....		75
	Collection Expenditures History .....		75

## INTRODUCTION

The 2013 Pennsylvania Library Statistics publication includes data from public libraries and state-supported institution libraries. For public libraries that operate on a July-June fiscal year, the data is taken from the 2012-2013 Public Library Annual Reports. For all other public libraries, the data is for the year 2013.

This publication represents a summary of library statistics and tables useful to library directors, administrators and state and local elected officials. The statistics can assist in assessing the activity and resources of individual libraries and comparing them with libraries of similar size or with state averages. Statistical data can suggest patterns and trends and express areas of need or attention.

Public libraries are organized into two main categories: State Aided and Non-State Aided libraries. The data beginning on Page 2 represents the libraries that meet state standards and earn state aid. The data beginning on Page 68 represents libraries that are not earning state aid (Non-State Aided) because they either do not meet the standards or choose not to apply. Beginning on Page 78, data from selected categories are summarized by District Library Center and Library System and combined into an overall total.

Both public library data sections organize libraries into counties and then alphabetically by library name. Libraries providing service within a federated library system structure are identified by an “M” (member) preceding the library name. The administrative headquarters of the system is identified by an “H” (headquarters). All systems are county based. A System Summary section has been added to provide totals for each (federated) system.

2013 PENNSYLVANIA PUBLIC LIBRARY STATISTICS  
 ANALYSIS OF REVENUE, EXPENDITURES AND SERVICES OF STATE AIDED LIBRARIES  
 PART I HOURS & STAFF

LIBRARIES BY COUNTY	POPULA- TION SERVED	HOURS OPEN WEEKLY	TOTAL REGIS- TRATION	PROFES- SIONAL STAFF	LIBRARIAN STAFF	OTHER PAID STAFF	VOLUN- TEER STAFF
1 H ADAMS COUNTY LIBRARY SYSTEM	91,576	66	66,123	7.00	2.63	24.38	0.90
2 M EAST BERLIN COMMUNITY LIBRARY	9,831	46	7,066	1.00	0.00	2.63	0.85
<i>Totals - Adams County</i>	101,407		73,189	8.00	2.63	27.00	1.75
3 H ALLEGHENY COUNTY LIBRARY ASSOC	0	0	6,562	5.25	0.00	6.73	0.00
4 M ANDREW BAYNE MEM LIBRARY	8,370	54	4,615	1.00	0.00	3.00	0.00
5 M ANDREW CARNEGIE FREE LIBRARY	7,972	46	5,051	1.14	1.14	2.69	0.71
6 M AVALON PUBLIC LIBRARY	4,705	46	2,919	1.18	0.00	2.84	0.32
7 M BALDWIN BOROUGH PUBLIC LIBRARY	19,767	48	3,342	2.99	0.00	2.53	0.27
8 M BETHEL PARK PUBLIC LIBRARY	32,313	68	14,829	5.63	0.00	13.10	0.20
9 M BRADDOCK CARNEGIE LIBRARY	14,987	45	3,151	2.29	0.00	2.83	1.14
10 M BRENTWOOD LIBRARY	9,643	55	6,626	1.00	3.75	3.68	0.40
11 M BRIDGEVILLE PUBLIC LIBRARY	5,148	42	4,668	1.00	0.50	3.00	0.38
12 M C C MELLOR MEMORIAL LIBRARY	20,884	54	3,531	1.80	0.00	3.83	0.11
13 M CARNEGIE FR LIB OF SWISSVALE	11,105	49	4,253	0.83	0.69	3.46	0.57
14 M CARNEGIE LIBRARY OF HOMESTEAD	17,771	50	6,868	3.17	0.00	2.74	0.34
15 M CARNEGIE LIBRARY OF MCKEESPORT	54,956	65	12,378	3.57	0.00	12.00	0.97
16 M CARNEGIE LIBRARY OF PITTSBURGH	406,166	60	208,417	128.51	0.00	257.28	19.55
17 M CLAIRTON PUBLIC LIBRARY	6,796	46	2,825	0.50	1.00	2.55	0.38
18 M COMM LIB OF ALLEGHENY VALLEY	23,284	45	9,977	2.98	7.43	0.38	0.30
19 M COMM LIBRARY OF CASTLE SHANNON	8,316	53	3,692	2.13	0.00	3.05	0.00
20 M COOPER SIEGEL COMMUNITY LIBRARY	28,727	55	9,049	6.16	2.00	6.08	0.32
21 M CORAOPOLIS MEMORIAL LIBRARY	6,761	54	3,063	1.00	0.00	1.93	0.10
22 M CRAFTON PUBLIC LIBRARY	5,951	47	4,061	1.50	0.00	2.25	0.18
23 M DORMONT PUBLIC LIBRARY	8,593	64	3,392	0.00	1.00	4.80	0.00
24 M F.O.R. STO-ROX LIBRARY	12,466	32	3,373	1.00	0.00	1.00	0.00
25 M GREEN TREE PUBLIC LIBRARY	4,432	58	5,252	3.00	0.00	2.40	0.15
26 M HAMPTON COMMUNITY LIBRARY	18,363	45	4,565	2.17	0.60	2.34	0.86
27 M JEFFERSON HILLS PUBLIC LIBRARY	10,619	50	3,091	1.54	0.00	4.14	0.23
28 M MONROEVILLE PUBLIC LIBRARY	31,680	67	16,169	9.15	0.00	6.33	0.00
29 M MOON TOWNSHIP PUBLIC LIBRARY	24,185	59	13,453	4.00	0.00	5.05	0.00
30 M MOUNT LEBANON PUBLIC LIBRARY	33,137	68	22,111	7.73	0.00	14.70	1.28
31 M N VERSAILLES PUBLIC LIBRARY	10,229	46	3,182	1.14	0.00	2.29	0.43
32 M NORTHERN TIER REGIONAL LIBRARY	22,597	54	12,650	4.00	1.01	9.60	0.85
33 M NORTHLAND PUBLIC LIBRARY	81,118	69	39,896	13.46	0.00	44.71	0.37
34 M OAKMONT CARNEGIE LIBRARY	6,303	56	7,802	2.32	1.08	4.24	0.08
35 M PENN HILLS LIBRARY	42,329	68	19,755	2.00	1.00	16.40	1.25
36 M PLEASANT HILLS PUBLIC LIBRARY	8,268	55	7,749	2.49	0.00	6.29	0.51
37 M PLUM BOROUGH LIBRARY	27,126	54	7,971	1.00	0.00	5.53	1.26
38 M ROBINSON TOWNSHIP LIBRARY	21,026	54	4,217	3.18	2.73	2.43	0.20
39 M SCOTT TOWNSHIP LIBRARY	17,024	47	4,255	3.13	1.00	0.18	1.73
40 M SEWICKLEY PUBLIC LIBRARY	13,934	69	14,088	8.40	0.00	9.09	0.74
41 M SHALER NORTH HILLS LIBRARY	28,757	62	17,643	5.40	0.00	13.48	3.00
42 M SOUTH FAYETTE TWP LIBRARY	14,416	54	2,702	2.25	0.00	1.90	0.48
43 M SOUTH PARK TOWNSHIP LIBRARY	13,416	45	6,493	1.90	1.00	3.70	0.25

2013 PENNSYLVANIA PUBLIC LIBRARY STATISTICS  
 ANALYSIS OF REVENUE, EXPENDITURES AND SERVICES OF STATE AIDED LIBRARIES  
 PART I COLLECTION

LIBRARIES BY COUNTY	CATL ITEMS EOY	ITEMS/ CAPITA	PERIOD- ICAL PRINT TITLES	PERIOD- ICAL eTITLES	TOTAL CIRC	CIRC/ CAPITA	TURN- OVER	INTER LOAN LENT	INTER LOAN BORROW	WEB ACCESS PCs
1 H ADAMS COUNTY LIBRARY SYSTEM	156,739	1.71	141	0	611,943	6.68	3.90	9,046	16,265	45
2 M EAST BERLIN COMMUNITY LIBRARY	21,494	2.19	33	0	100,570	10.23	4.68	14,248	7,350	7
<i>Totals - Adams County</i>	178,233	1.76	174	0	712,513	7.03	4.00	23,294	23,615	52
3 H ALLEGHENY COUNTY LIBRARY ASSOC	35,733	0.00	17	0	75,334	0.00	2.11	16,038	29,921	0
4 M ANDREW BAYNE MEM LIBRARY	23,861	2.85	31	0	62,476	7.46	2.62	17,907	25,094	8
5 M ANDREW CARNEGIE FREE LIBRARY	23,773	2.98	50	0	57,539	7.22	2.42	15,871	20,480	14
6 M AVALON PUBLIC LIBRARY	20,918	4.45	56	0	49,353	10.49	2.36	14,400	22,788	10
7 M BALDWIN BOROUGH PUBLIC LIBRARY	25,722	1.30	54	0	47,680	2.41	1.85	29,173	11,889	8
8 M BETHEL PARK PUBLIC LIBRARY	103,061	3.19	108	0	337,716	10.45	3.28	55,200	88,996	28
9 M BRADDOCK CARNEGIE LIBRARY	31,700	2.12	45	0	29,025	1.94	0.92	11,585	10,506	13
10 M BRENTWOOD LIBRARY	59,212	6.14	62	0	105,670	10.96	1.78	33,827	28,764	18
11 M BRIDGEVILLE PUBLIC LIBRARY	24,022	4.67	63	0	64,580	12.54	2.69	17,409	19,292	14
12 M C C MELLOR MEMORIAL LIBRARY	45,497	2.18	57	0	108,105	5.18	2.38	18,929	41,200	19
13 M CARNEGIE FR LIB OF SWISSVALE	23,440	2.11	50	0	56,070	5.05	2.39	12,466	24,473	7
14 M CARNEGIE LIBRARY OF HOMESTEAD	33,880	1.91	39	0	73,278	4.12	2.16	16,393	28,771	24
15 M CARNEGIE LIBRARY OF MCKEESPORT	111,003	2.02	125	3	147,284	2.68	1.33	55,422	41,250	47
16 M CARNEGIE LIBRARY OF PITTSBURGH	2,560,182	6.30	1,297	408	3,961,820	9.75	1.55	330,691	313,470	568
17 M CLAIRTON PUBLIC LIBRARY	29,943	4.41	78	0	15,980	2.35	0.53	7,755	5,970	8
18 M COMM LIB OF ALLEGHENY VALLEY	73,801	3.17	86	0	133,929	5.75	1.81	31,242	43,424	24
19 M COMM LIBRARY OF CASTLE SHANNON	39,374	4.73	34	0	58,020	6.98	1.47	36,767	15,183	13
20 M COOPER SIEGEL COMMUNITY LIBRARY	80,642	2.81	142	0	266,494	9.28	3.30	37,095	60,912	30
21 M CORAOPOLIS MEMORIAL LIBRARY	28,439	4.21	42	0	45,919	6.79	1.61	28,188	15,358	12
22 M CRAFTON PUBLIC LIBRARY	27,033	4.54	79	0	65,199	10.96	2.41	14,669	26,236	8
23 M DORMONT PUBLIC LIBRARY	35,574	4.14	49	0	69,919	8.14	1.97	20,549	24,418	15
24 M F.O.R. STO-ROX LIBRARY	11,579	0.93	43	0	20,997	1.68	1.81	4,260	7,213	14
25 M GREEN TREE PUBLIC LIBRARY	30,397	6.86	86	0	91,708	20.69	3.02	24,051	25,622	17
26 M HAMPTON COMMUNITY LIBRARY	31,564	1.72	55	0	107,464	5.85	3.40	20,414	25,649	6
27 M JEFFERSON HILLS PUBLIC LIBRARY	41,799	3.94	65	0	64,476	6.07	1.54	23,432	19,688	9
28 M MONROEVILLE PUBLIC LIBRARY	124,312	3.92	127	0	237,954	7.51	1.91	70,660	31,880	23
29 M MOON TOWNSHIP PUBLIC LIBRARY	55,435	2.29	94	0	226,963	9.38	4.09	36,055	44,152	20
30 M MOUNT LEBANON PUBLIC LIBRARY	152,272	4.60	269	2	554,384	16.73	3.64	103,151	86,322	49
31 M N VERSAILLES PUBLIC LIBRARY	21,583	2.11	22	0	31,754	3.10	1.47	10,306	10,911	4
32 M NORTHERN TIER REGIONAL LIBRARY	75,133	3.32	70	0	248,518	11.00	3.31	58,113	53,842	21
33 M NORTHLAND PUBLIC LIBRARY	196,586	2.42	225	0	986,986	12.17	5.02	119,833	143,967	48
34 M OAKMONT CARNEGIE LIBRARY	38,362	6.09	66	0	92,324	14.65	2.41	18,283	31,099	18
35 M PENN HILLS LIBRARY	125,378	2.96	335	0	237,134	5.60	1.89	73,244	48,393	58
36 M PLEASANT HILLS PUBLIC LIBRARY	57,956	7.01	93	0	117,240	14.18	2.02	30,487	35,254	11
37 M PLUM BOROUGH LIBRARY	42,915	1.58	75	0	124,263	4.58	2.90	17,758	39,635	11
38 M ROBINSON TOWNSHIP LIBRARY	22,201	1.06	55	0	101,957	4.85	4.59	20,213	30,445	8
39 M SCOTT TOWNSHIP LIBRARY	28,175	1.66	93	0	81,086	4.76	2.88	23,469	25,560	11
40 M SEWICKLEY PUBLIC LIBRARY	89,882	6.45	218	0	337,510	24.22	3.76	69,269	57,108	35
41 M SHALER NORTH HILLS LIBRARY	136,455	4.75	158	0	430,751	14.98	3.16	62,282	70,164	27
42 M SOUTH FAYETTE TWP LIBRARY	23,071	1.60	58	0	93,088	6.46	4.03	15,212	19,639	12
43 M SOUTH PARK TOWNSHIP LIBRARY	60,916	4.54	74	0	115,171	8.58	1.89	71,343	17,637	13

2013 PENNSYLVANIA PUBLIC LIBRARY STATISTICS  
 ANALYSIS OF REVENUE, EXPENDITURES AND SERVICES OF STATE AIDED LIBRARIES  
 PART I REVENUE

LIBRARIES BY COUNTY	POPULA- TION SERVED	TOTAL LOCAL GOV REVENUE	STATE REVENUE	FEDERAL REVENUE	OTHER REVENUE	TOTAL REVENUE	SCHOOL BOARD REVENUE	EMPLOY- MENT PROGRAMS
1 H ADAMS COUNTY LIBRARY SYSTEM	91,576	1,001,200	555,444	0	348,209	1,904,853	1,000	0
2 M EAST BERLIN COMMUNITY LIBRARY	9,831	108,100	26,230	0	33,745	168,075	600	0
<i>Totals - Adams County</i>	101,407	1,109,300	581,674	0	381,954	2,072,928	1,600	0
3 H ALLEGHENY COUNTY LIBRARY ASSOC	0	499,689	399,842	6,115	354,747	1,260,393	10,500	0
4 M ANDREW BAYNE MEM LIBRARY	8,370	166,644	32,952	0	30,333	229,929	0	0
5 M ANDREW CARNEGIE FREE LIBRARY	7,972	102,928	32,023	0	78,815	213,766	0	0
6 M AVALON PUBLIC LIBRARY	4,705	116,812	12,064	0	18,985	147,861	0	0
7 M BALDWIN BOROUGH PUBLIC LIBRARY	19,767	265,231	72,341	0	45,163	382,735	0	0
8 M BETHEL PARK PUBLIC LIBRARY	32,313	773,055	127,228	0	67,225	967,508	0	0
9 M BRADDOCK CARNEGIE LIBRARY	14,987	117,064	65,428	0	171,651	354,143	11,000	0
10 M BRENTWOOD LIBRARY	9,643	259,953	40,674	0	37,113	337,740	0	0
11 M BRIDGEVILLE PUBLIC LIBRARY	5,148	93,477	21,839	0	314,731	430,047	0	0
12 M C C MELLOR MEMORIAL LIBRARY	20,884	132,475	79,852	0	78,158	290,485	11,000	0
13 M CARNEGIE FR LIB OF SWISSVALE	11,105	99,543	48,336	0	10,468	158,347	26,858	0
14 M CARNEGIE LIBRARY OF HOMESTEAD	17,771	108,459	69,799	0	59,942	238,200	0	0
15 M CARNEGIE LIBRARY OF MCKEESPORT	54,956	372,433	264,748	0	125,562	762,743	40,000	0
16 M CARNEGIE LIBRARY OF PITTSBURGH	406,166	23,248,417	5,464,836	89,066	7,046,118	35,848,437	10,500	0
17 M CLAIRTON PUBLIC LIBRARY	6,796	116,797	33,098	0	11,662	161,557	10,000	0
18 M COMM LIB OF ALLEGHENY VALLEY	23,284	158,670	105,487	0	169,728	433,885	5,000	0
19 M COMM LIBRARY OF CASTLE SHANNON	8,316	218,827	32,632	0	16,479	267,938	0	0
20 M COOPER SIEGEL COMMUNITY LIBRARY	28,727	548,537	113,317	5,000	762,397	1,429,251	0	0
21 M CORAOPOLIS MEMORIAL LIBRARY	6,761	150,985	28,713	0	16,584	196,282	0	0
22 M CRAFTON PUBLIC LIBRARY	5,951	127,137	24,878	0	26,551	178,566	0	0
23 M DORMONT PUBLIC LIBRARY	8,593	163,758	36,385	0	51,512	251,655	0	0
24 M F.O.R. STO-ROX LIBRARY	12,466	90,168	27,965	0	32,436	150,569	0	0
25 M GREEN TREE PUBLIC LIBRARY	4,432	233,497	19,432	0	38,374	291,303	0	0
26 M HAMPTON COMMUNITY LIBRARY	18,363	182,525	37,595	0	65,945	286,065	0	0
27 M JEFFERSON HILLS PUBLIC LIBRARY	10,619	228,232	37,509	0	32,829	298,570	0	0
28 M MONROEVILLE PUBLIC LIBRARY	31,680	1,087,757	125,421	0	70,013	1,283,191	0	0
29 M MOON TOWNSHIP PUBLIC LIBRARY	24,185	340,453	80,322	0	74,189	494,964	0	0
30 M MOUNT LEBANON PUBLIC LIBRARY	33,137	1,682,585	171,141	0	253,547	2,107,273	0	0
31 M N VERSAILLES PUBLIC LIBRARY	10,229	93,134	23,526	0	20,679	137,339	0	0
32 M NORTHERN TIER REGIONAL LIBRARY	22,597	611,041	69,608	0	64,776	745,425	0	0
33 M NORTHLAND PUBLIC LIBRARY	81,118	1,941,183	291,566	0	212,542	2,445,291	0	0
34 M OAKMONT CARNEGIE LIBRARY	6,303	318,383	27,449	0	81,980	427,812	0	0
35 M PENN HILLS LIBRARY	42,329	802,789	169,815	0	43,433	1,016,037	0	0
36 M PLEASANT HILLS PUBLIC LIBRARY	8,268	243,885	33,384	0	67,820	345,089	0	0
37 M PLUM BOROUGH LIBRARY	27,126	187,922	55,990	0	49,433	293,345	0	0
38 M ROBINSON TOWNSHIP LIBRARY	21,026	245,729	76,734	0	14,666	337,129	0	0
39 M SCOTT TOWNSHIP LIBRARY	17,024	184,645	33,722	0	31,710	250,077	0	0
40 M SEWICKLEY PUBLIC LIBRARY	13,934	709,083	52,585	0	230,231	991,899	497,000	0
41 M SHALER NORTH HILLS LIBRARY	28,757	801,520	113,140	5,000	227,201	1,146,861	0	0
42 M SOUTH FAYETTE TWP LIBRARY	14,416	152,914	25,797	0	69,086	247,797	0	0
43 M SOUTH PARK TOWNSHIP LIBRARY	13,416	429,843	55,178	0	42,899	527,920	0	0

2013 PENNSYLVANIA PUBLIC LIBRARY STATISTICS  
 ANALYSIS OF REVENUE, EXPENDITURES AND SERVICES OF STATE AIDED LIBRARIES  
 PART I EXPENDITURES

LIBRARIES BY COUNTY	SALARIES WAGES & BENEFITS	TOTAL LIBRARY MATERIALS	OTHER OPERATING TOTAL	TOTAL OPERATING EXPEND	TOT CAP EXP	OPR/ CAP	LOCAL OPERATING EXPEND	STATE OPERATING EXPEND	TOTAL FEDERAL EXPEND
1 H ADAMS COUNTY LIBRARY SYSTEM	1,261,421	338,564	456,744	2,056,729	0	22.459	1,501,285	555,444	0
2 M EAST BERLIN COMMUNITY LIBRARY	115,245	25,201	62,177	202,623	0	20.611	176,393	26,230	0
<i>Totals - Adams County</i>	1,376,666	363,765	518,921	2,259,352	0	22.280	1,677,678	581,674	0
3 H ALLEGHENY COUNTY LIBRARY ASSOC	700,821	27,664	519,199	1,247,684	0	0.000	841,727	399,842	6,115
4 M ANDREW BAYNE MEM LIBRARY	130,025	22,781	55,381	208,187	0	24.873	175,235	32,952	0
5 M ANDREW CARNEGIE FREE LIBRARY	100,800	25,999	61,777	188,576	0	23.655	156,553	32,023	0
6 M AVALON PUBLIC LIBRARY	95,420	10,786	36,191	142,397	0	30.265	131,053	11,344	0
7 M BALDWIN BOROUGH PUBLIC LIBRARY	228,014	62,420	121,798	412,232	0	20.855	339,891	72,341	0
8 M BETHEL PARK PUBLIC LIBRARY	692,187	147,500	92,305	931,992	0	28.843	804,764	127,228	0
9 M BRADDOCK CARNEGIE LIBRARY	162,274	28,219	64,162	254,655	0	16.992	189,227	65,428	0
10 M BRENTWOOD LIBRARY	229,288	45,901	70,968	346,157	0	35.897	305,483	40,674	0
11 M BRIDGEVILLE PUBLIC LIBRARY	184,241	58,373	183,869	426,483	0	82.844	404,644	21,839	0
12 M C C MELLOR MEMORIAL LIBRARY	203,313	30,203	108,440	341,956	0	16.374	262,104	79,852	0
13 M CARNEGIE FR LIB OF SWISSVALE	135,234	5,869	17,244	158,347	0	14.259	110,011	48,336	0
14 M CARNEGIE LIBRARY OF HOMESTEAD	124,985	35,745	110,194	270,924	0	15.245	201,125	69,799	0
15 M CARNEGIE LIBRARY OF MCKEESPORT	470,709	91,349	201,187	763,245	0	13.888	498,497	264,748	0
16 M CARNEGIE LIBRARY OF PITTSBURGH	18,256,868	4,122,291	6,720,788	29,099,947	2,501,890	71.645	23,442,842	5,569,360	87,745
17 M CLAIRTON PUBLIC LIBRARY	104,200	39,648	0	143,847	0	21.166	110,749	33,098	0
18 M COMM LIB OF ALLEGHENY VALLEY	291,009	54,940	107,376	453,325	0	19.469	347,838	105,487	0
19 M COMM LIBRARY OF CASTLE SHANNON	179,177	39,456	69,425	288,058	0	34.639	255,426	32,632	0
20 M COOPER SIEGEL COMMUNITY LIBRARY	611,500	109,351	303,185	1,024,036	6,526	35.647	910,719	113,317	0
21 M CORAOPOLIS MEMORIAL LIBRARY	78,796	59,970	43,684	182,450	0	26.986	153,737	28,713	0
22 M CRAFTON PUBLIC LIBRARY	118,148	22,242	35,134	175,524	0	29.495	150,646	24,878	0
23 M DORMONT PUBLIC LIBRARY	184,526	33,010	67,779	285,315	0	33.203	248,930	36,385	0
24 M F.O.R. STO-ROX LIBRARY	80,270	17,546	43,864	141,680	0	11.365	113,715	27,965	0
25 M GREEN TREE PUBLIC LIBRARY	204,764	44,830	40,437	290,031	0	65.440	270,599	19,432	0
26 M HAMPTON COMMUNITY LIBRARY	119,928	32,156	114,577	266,661	0	14.522	229,066	37,595	0
27 M JEFFERSON HILLS PUBLIC LIBRARY	191,036	59,230	30,422	280,688	0	26.433	243,179	37,509	0
28 M MONROEVILLE PUBLIC LIBRARY	856,421	177,732	260,130	1,294,283	0	40.855	1,141,362	125,421	27,500
29 M MOON TOWNSHIP PUBLIC LIBRARY	274,900	109,981	86,328	471,209	0	19.484	390,986	80,223	0
30 M MOUNT LEBANON PUBLIC LIBRARY	1,223,813	569,976	477,061	2,270,850	0	68.529	2,126,609	144,241	0
31 M N VERSAILLES PUBLIC LIBRARY	78,341	14,633	39,573	132,547	0	12.958	109,021	23,526	0
32 M NORTHERN TIER REGIONAL LIBRARY	427,368	112,312	165,951	705,631	0	31.227	636,023	69,608	0
33 M NORTHLAND PUBLIC LIBRARY	1,821,113	293,630	407,426	2,522,169	0	31.093	2,230,603	291,566	0
34 M OAKMONT CARNEGIE LIBRARY	214,320	32,538	207,532	454,390	0	72.091	426,941	27,449	0
35 M PENN HILLS LIBRARY	655,108	152,748	186,706	994,562	0	23.496	833,708	160,854	0
36 M PLEASANT HILLS PUBLIC LIBRARY	229,068	53,154	47,763	329,985	0	39.911	296,601	33,384	0
37 M PLUM BOROUGH LIBRARY	159,977	39,794	84,214	283,985	0	10.469	227,995	55,990	0
38 M ROBINSON TOWNSHIP LIBRARY	192,413	52,032	52,392	296,837	0	14.118	220,103	76,734	0
39 M SCOTT TOWNSHIP LIBRARY	153,072	27,926	36,128	217,126	0	12.754	183,404	33,722	0
40 M SEWICKLEY PUBLIC LIBRARY	620,027	127,922	240,770	988,719	0	70.957	936,134	52,585	0
41 M SHALER NORTH HILLS LIBRARY	637,478	155,448	246,530	1,039,456	0	36.146	921,316	113,140	5,000
42 M SOUTH FAYETTE TWP LIBRARY	126,371	33,666	51,480	211,517	0	14.672	185,720	25,797	0
43 M SOUTH PARK TOWNSHIP LIBRARY	304,560	137,352	83,525	525,437	0	39.165	470,259	55,178	0



2013 PENNSYLVANIA PUBLIC LIBRARY STATISTICS  
 ANALYSIS OF REVENUE, EXPENDITURES AND SERVICES OF STATE AIDED LIBRARIES  
 PART I HOURS & STAFF

LIBRARIES BY COUNTY	POPULA- TION SERVED	HOURS OPEN WEEKLY	TOTAL REGIS- TRATION	PROFES- SIONAL STAFF	LIBRARIAN STAFF	OTHER PAID STAFF	VOLUN- TEER STAFF
44 M SPRINGDALE FREE PUBLIC LIBRARY	9,708	45	3,164	0.00	1.14	3.51	0.86
45 M UPPER ST CLAIR TWNSHP LIBRARY	19,229	65	12,319	8.38	0.00	10.43	1.25
46 M WESTERN ALLEGHENY COMM LIBRARY	20,453	62	8,088	3.66	0.00	4.17	0.00
47 M WHITEHALL PUBLIC LIBRARY	13,944	64	8,658	4.03	0.00	4.97	0.49
48 M WILKINSBURG PUBLIC LIBRARY	15,930	50	6,222	3.00	0.00	7.95	0.00
<i>Totals - Allegheny County</i>	1,222,904		578,137	271.93	27.07	527.54	42.49
49 APOLLO MEMORIAL LIBRARY	2,944	38	1,575	1.14	0.00	0.91	1.00
50 FORD CITY PUBLIC LIBRARY	2,991	45	1,847	0.54	1.00	0.83	0.71
51 KITTANNING FREE LIBRARY	5,529	42	3,017	0.00	1.00	2.29	1.20
52 W W F COMMUNITY LIBRARY	2,492	31	569	0.80	0.00	0.29	0.00
<i>Totals - Armstrong County</i>	13,956		7,008	2.49	2.00	4.31	2.91
53 H BEAVER CO LIBRARY SYSTEM	70,975	30	4,377	3.00	3.43	3.03	0.00
54 M B F JONES MEMORIAL LIBRARY	27,598	56	9,143	2.00	0.40	4.68	0.20
55 M BADEN MEMORIAL LIBRARY	4,135	35	2,403	0.00	0.00	2.00	0.00
56 M BEAVER AREA MEMORIAL LIBRARY	18,316	57	8,254	3.01	0.00	4.56	2.96
57 M CARNEGIE FREE LIBRARY - BEAVER FALLS	17,491	42	6,673	2.40	0.00	2.34	0.43
58 M CARNEGIE FREE LIBRARY-MIDLAND	4,684	35	2,388	0.00	0.80	1.26	0.29
59 M LAUGHLIN MEMORIAL FREE LIBRARY	10,722	49	5,919	1.05	0.00	3.45	0.00
60 M MONACA PUBLIC LIBRARY	5,737	35	2,759	0.00	0.69	1.46	0.37
61 M NEW BRIGHTON PUBLIC LIBRARY	6,025	37	2,829	0.00	0.91	1.26	0.17
62 M ROCHESTER PUBLIC LIBRARY	4,224	35	2,525	0.57	0.00	1.80	0.43
<i>Totals - Beaver County</i>	169,907		47,270	12.04	6.23	25.83	4.85
63 H BEDFORD CO FED LIB SYSTEM	0	55	0	1.00	0.00	1.14	0.00
64 M BEDFORD COUNTY LIBRARY	29,455	55	4,923	1.00	0.00	3.00	0.29
65 M EVERETT FREE LIBRARY	13,359	45	11,136	0.22	1.00	1.56	0.36
66 M HYNDMAN-LONDONDERRY PUB LIB	2,766	32	617	0.00	0.57	0.00	0.43
67 M SAXTON COMMUNITY LIBRARY	4,182	35	4,103	0.00	1.00	0.86	0.06
<i>Totals - Bedford County</i>	49,762		20,779	2.22	2.57	6.56	1.13
68 H BERKS CO PUB LIBRARIES	39,986	40	1,468	4.29	2.14	8.86	0.00
69 M BERNVILLE AREA COMMUNITY LIB	4,881	39	1,758	0.00	1.43	0.80	0.09
70 M BETHEL TULPEHOCKEN PUB LIB	7,386	47	2,347	0.86	0.00	2.29	0.00
71 M BOONE AREA LIBRARY	21,249	45	3,414	0.00	1.00	3.71	0.26
72 M BOYERTOWN COMMUNITY LIBRARY	15,634	51	7,766	1.14	0.00	6.31	0.40
73 M BRANDYWINE COMMUNITY LIBRARY	12,863	47	2,709	0.00	1.00	1.94	0.29
74 M EXETER COMMUNITY LIBRARY	27,359	45	10,304	1.00	1.00	5.25	1.00
75 M FLEETWOOD AREA PUBLIC LIBRARY	16,608	50	3,013	0.00	0.83	1.11	0.34
76 M HAMBURG PUBLIC LIBRARY	15,891	47	2,817	1.00	1.00	0.50	0.50
77 M KUTZTOWN COMMUNITY LIBRARY	17,121	50	3,733	1.80	0.00	2.00	0.65
78 M MIFFLIN COMMUNITY LIBRARY	26,340	52	6,517	1.51	0.00	3.49	1.34
79 M MUHLENBURG COMMUNITY LIBRARY	27,290	49	4,815	2.00	0.00	2.93	0.48
80 M READING PUBLIC LIBRARY	88,082	50	22,424	11.01	0.00	22.59	1.01

2013 PENNSYLVANIA PUBLIC LIBRARY STATISTICS  
 ANALYSIS OF REVENUE, EXPENDITURES AND SERVICES OF STATE AIDED LIBRARIES  
 PART I COLLECTION

LIBRARIES BY COUNTY	CATL ITEMS EOY	ITEMS/ CAPITA	PERIOD- ICAL PRINT TITLES	PERIOD- ICAL eTITLES	TOTAL CIRC	CIRC/ CAPITA	TURN- OVER	INTER LOAN LENT	INTER LOAN BORROW	WEB ACCESS PCs
44 M SPRINGDALE FREE PUBLIC LIBRARY	30,058	3.10	52	0	41,345	4.26	1.38	11,979	17,874	7
45 M UPPER ST CLAIR TOWNSHIP LIBRARY	80,158	4.17	152	0	375,615	19.53	4.69	57,478	55,178	15
46 M WESTERN ALLEGHENY COMM LIBRARY	43,976	2.15	69	0	100,875	4.93	2.29	19,174	23,980	12
47 M WHITEHALL PUBLIC LIBRARY	60,980	4.37	120	27	180,776	12.96	2.96	53,114	46,604	18
48 M WILKINSBURG PUBLIC LIBRARY	60,248	3.78	48	0	107,370	6.74	1.78	49,001	27,755	24
<i>Totals - Allegheny County</i>	5,078,201	4.15	5,286	440	10,939,099	8.95	2.15	1,884,157	1,893,966	1,379
49 APOLLO MEMORIAL LIBRARY	28,208	9.58	46	6	14,036	4.77	0.50	121	290	5
50 FORD CITY PUBLIC LIBRARY	20,065	6.71	30	0	19,021	6.36	0.95	38	147	6
51 KITTANNING FREE LIBRARY	32,295	5.84	38	2	25,845	4.67	0.80	254	585	7
52 W W F COMMUNITY LIBRARY	14,377	5.77	18	0	4,926	1.98	0.34	65	149	4
<i>Totals - Armstrong County</i>	94,945	6.80	132	8	63,828	4.57	0.67	478	1,171	22
53 H BEAVER CO LIBRARY SYSTEM	25,735	0.36	48	25	54,065	0.76	2.10	2,081	6,141	12
54 M B F JONES MEMORIAL LIBRARY	98,576	3.57	129	18	84,216	3.05	0.85	5,255	5,232	17
55 M BADEN MEMORIAL LIBRARY	15,068	3.64	12	25	14,297	3.46	0.95	2	3	6
56 M BEAVER AREA MEMORIAL LIBRARY	73,131	3.99	75	25	179,940	9.82	2.46	5,713	5,780	12
57 M CARNEGIE FREE LIBRARY - BEAVER FALLS	47,100	2.69	56	25	59,340	3.39	1.26	3,650	2,364	16
58 M CARNEGIE FREE LIBRARY-MIDLAND	18,407	3.93	29	25	18,163	3.88	0.99	1,702	1,371	11
59 M LAUGHLIN MEMORIAL FREE LIBRARY	26,020	2.43	25	0	37,729	3.52	1.45	2,448	1,704	14
60 M MONACA PUBLIC LIBRARY	20,472	3.57	25	25	22,148	3.86	1.08	1,205	808	11
61 M NEW BRIGHTON PUBLIC LIBRARY	13,776	2.29	26	25	17,488	2.90	1.27	1,747	0	5
62 M ROCHESTER PUBLIC LIBRARY	19,480	4.61	50	0	10,760	2.55	0.55	1,692	775	21
<i>Totals - Beaver County</i>	357,765	2.11	475	193	498,146	2.93	1.39	25,495	24,178	125
63 H BEDFORD CO FED LIB SYSTEM	0	0.00	0	0	0	0.00	0.00	0	0	0
64 M BEDFORD COUNTY LIBRARY	30,739	1.04	59	0	63,748	2.16	2.07	91	891	8
65 M EVERETT FREE LIBRARY	38,235	2.86	15	27	35,362	2.65	0.92	92	158	9
66 M HYNDMAN-LONDONDERRY PUB LIB	13,013	4.70	10	0	2,890	1.04	0.22	6	62	9
67 M SAXTON COMMUNITY LIBRARY	20,287	4.85	23	0	12,382	2.96	0.61	31	173	6
<i>Totals - Bedford County</i>	102,274	2.06	107	27	114,382	2.30	1.12	220	1,284	32
68 H BERKS CO PUB LIBRARIES	29,698	0.74	26	52	12,232	0.31	0.41	6,454	897	0
69 M BERNVILLE AREA COMMUNITY LIB	20,700	4.24	88	52	51,168	10.48	2.47	11,890	10,151	9
70 M BETHEL TULPEHOCKEN PUB LIB	24,739	3.35	69	52	122,158	16.54	4.94	12,651	18,321	7
71 M BOONE AREA LIBRARY	25,997	1.22	115	52	93,863	4.42	3.61	15,018	20,079	25
72 M BOYERTOWN COMMUNITY LIBRARY	39,886	2.55	77	52	169,291	10.83	4.24	15,659	36,112	16
73 M BRANDYWINE COMMUNITY LIBRARY	33,040	2.57	82	52	77,202	6.00	2.34	16,995	15,792	9
74 M EXETER COMMUNITY LIBRARY	49,107	1.79	26	52	272,655	9.97	5.55	24,154	45,028	28
75 M FLEETWOOD AREA PUBLIC LIBRARY	26,858	1.62	32	0	72,344	4.36	2.69	9,660	15,977	9
76 M HAMBURG PUBLIC LIBRARY	18,852	1.19	64	0	69,745	4.39	3.70	14,080	11,878	13
77 M KUTZTOWN COMMUNITY LIBRARY	27,763	1.62	41	52	105,671	6.17	3.81	17,561	17,745	17
78 M MIFFLIN COMMUNITY LIBRARY	31,609	1.20	63	52	127,981	4.86	4.05	13,449	23,957	23
79 M MUHLENBURG COMMUNITY LIBRARY	32,538	1.19	122	52	94,914	3.48	2.92	12,253	22,474	22
80 M READING PUBLIC LIBRARY	324,117	3.68	198	3	396,781	4.50	1.22	57,062	2,387	62

2013 PENNSYLVANIA PUBLIC LIBRARY STATISTICS  
 ANALYSIS OF REVENUE, EXPENDITURES AND SERVICES OF STATE AIDED LIBRARIES  
 PART I REVENUE

LIBRARIES BY COUNTY	POPULA- TION SERVED	TOTAL LOCAL GOV REVENUE	STATE REVENUE	FEDERAL REVENUE	OTHER REVENUE	TOTAL REVENUE	SCHOOL BOARD REVENUE	EMPLOY- MENT PROGRAMS
44 M SPRINGDALE FREE PUBLIC LIBRARY	9,708	67,073	22,697	0	67,073	156,843	5,000	0
45 M UPPER ST CLAIR TOWNSHIP LIBRARY	19,229	914,565	76,730	0	61,646	1,052,941	0	0
46 M WESTERN ALLEGHENY COMM LIBRARY	20,453	334,816	59,347	307	74,537	469,007	0	0
47 M WHITEHALL PUBLIC LIBRARY	13,944	487,464	55,875	310	155,264	698,913	0	0
48 M WILKINSBURG PUBLIC LIBRARY	15,930	561,065	83,331	0	21,458	665,854	0	0
<i>Totals - Allegheny County</i>	1,222,904	40,773,162	8,932,331	105,798	11,597,691	61,408,982	626,858	0
49 APOLLO MEMORIAL LIBRARY	2,944	23,204	13,192	0	38,167	74,563	0	0
50 FORD CITY PUBLIC LIBRARY	2,991	29,916	24,009	6,804	45,881	106,610	0	6,264
51 KITTANNING FREE LIBRARY	5,529	19,793	22,939	4,696	45,612	93,040	0	5,942
52 W W F COMMUNITY LIBRARY	2,492	8,853	6,871	0	22,833	38,557	0	0
<i>Totals - Armstrong County</i>	13,956	81,766	67,011	11,500	152,493	312,770	0	12,206
53 H BEAVER CO LIBRARY SYSTEM	70,975	533,187	256,431	0	11,532	801,150	0	0
54 M B F JONES MEMORIAL LIBRARY	27,598	88,165	254,966	6,485	149,844	499,460	25,000	835
55 M BADEN MEMORIAL LIBRARY	4,135	28,349	18,077	0	15,659	62,085	6,250	0
56 M BEAVER AREA MEMORIAL LIBRARY	18,316	92,671	63,567	7,932	237,929	402,099	30,000	7,932
57 M CARNEGIE FREE LIBRARY - BEAVER FALLS	17,491	57,720	61,693	5,468	34,432	159,313	40,000	5,468
58 M CARNEGIE FREE LIBRARY-MIDLAND	4,684	7,694	20,262	0	25,237	53,193	0	0
59 M LAUGHLIN MEMORIAL FREE LIBRARY	10,722	32,072	41,371	6,826	176,941	257,210	7,250	6,826
60 M MONACA PUBLIC LIBRARY	5,737	22,356	18,976	0	11,790	53,122	0	0
61 M NEW BRIGHTON PUBLIC LIBRARY	6,025	39,106	23,851	0	21,171	84,128	15,000	0
62 M ROCHESTER PUBLIC LIBRARY	4,224	24,951	19,514	442	27,719	72,626	5,000	442
<i>Totals - Beaver County</i>	169,907	926,271	778,708	27,153	712,254	2,444,386	128,500	21,503
63 H BEDFORD CO FED LIB SYSTEM	0	9,336	50,216	0	50	59,602	0	0
64 M BEDFORD COUNTY LIBRARY	29,455	71,756	92,221	0	46,414	210,391	0	0
65 M EVERETT FREE LIBRARY	13,359	35,499	57,083	16,167	36,205	144,954	0	15,967
66 M HYNDMAN-LONDONDERRY PUB LIB	2,766	11,274	8,660	0	16,697	36,631	0	0
67 M SAXTON COMMUNITY LIBRARY	4,182	11,285	13,094	0	51,334	75,713	0	0
<i>Totals - Bedford County</i>	49,762	139,150	221,274	16,167	150,700	527,291	0	15,967
68 H BERKS CO PUB LIBRARIES	39,986	1,033,335	206,726	0	41	1,240,102	0	0
69 M BERNVILLE AREA COMMUNITY LIB	4,881	64,973	7,435	0	19,227	91,635	0	0
70 M BETHEL TULPEHOCKEN PUB LIB	7,386	68,573	31,896	0	76,543	177,012	0	0
71 M BOONE AREA LIBRARY	21,249	100,942	41,091	2,500	57,029	201,562	0	0
72 M BOYERTOWN COMMUNITY LIBRARY	15,634	73,628	58,918	0	147,941	280,487	0	0
73 M BRANDYWINE COMMUNITY LIBRARY	12,863	85,359	25,779	0	33,928	145,066	0	0
74 M EXETER COMMUNITY LIBRARY	27,359	170,215	128,983	5,455	120,542	425,195	0	5,455
75 M FLEETWOOD AREA PUBLIC LIBRARY	16,608	94,425	9,592	0	29,277	133,294	0	0
76 M HAMBURG PUBLIC LIBRARY	15,891	97,889	30,654	0	42,486	171,029	5,000	0
77 M KUTZTOWN COMMUNITY LIBRARY	17,121	102,476	30,247	5,000	73,728	211,451	0	0
78 M MIFFLIN COMMUNITY LIBRARY	26,340	129,250	56,370	9,025	47,207	241,852	0	6,525
79 M MUHLENBURG COMMUNITY LIBRARY	27,290	119,473	59,471	5,000	64,848	248,792	0	0
80 M READING PUBLIC LIBRARY	88,082	1,229,184	716,559	11,500	109,564	2,066,807	0	0

2013 PENNSYLVANIA PUBLIC LIBRARY STATISTICS  
 ANALYSIS OF REVENUE, EXPENDITURES AND SERVICES OF STATE AIDED LIBRARIES  
 PART I EXPENDITURES

LIBRARIES BY COUNTY	SALARIES WAGES & BENEFITS	TOTAL LIBRARY MATERIALS	OTHER OPERATING TOTAL	TOTAL OPERATING EXPEND	TOT CAP EXP	OPR/ CAP	LOCAL OPERATING EXPEND	STATE OPERATING EXPEND	TOTAL FEDERAL EXPEND
44 M SPRINGDALE FREE PUBLIC LIBRARY	86,791	15,739	37,634	140,164	0	14.438	117,467	22,697	0
45 M UPPER ST CLAIR TOWNSHIP LIBRARY	840,064	131,577	81,300	1,052,941	0	54.758	976,211	76,730	0
46 M WESTERN ALLEGHENY COMM LIBRARY	224,013	45,879	125,578	395,470	218,894	19.336	335,816	59,347	307
47 M WHITEHALL PUBLIC LIBRARY	426,974	105,139	99,483	631,596	0	45.295	575,411	55,875	310
48 M WILKINSBURG PUBLIC LIBRARY	425,867	77,370	60,358	563,595	0	35.379	480,264	83,331	0
<i>Totals - Allegheny County</i>	33,855,592	7,694,027	12,297,248	53,846,866	2,727,310	44.032	44,719,714	9,000,175	126,977
49 APOLLO MEMORIAL LIBRARY	37,531	13,903	21,977	73,411	0	24.936	60,219	13,192	0
50 FORD CITY PUBLIC LIBRARY	53,159	14,959	52,359	120,477	0	40.280	89,638	24,009	6,830
51 KITTANNING FREE LIBRARY	75,641	13,871	20,907	110,419	0	19.971	82,784	22,939	4,696
52 W W F COMMUNITY LIBRARY	20,387	3,245	15,508	39,140	0	15.706	32,269	6,871	0
<i>Totals - Armstrong County</i>	186,718	45,978	110,751	343,447	0	24.609	264,910	67,011	11,526
53 H BEAVER CO LIBRARY SYSTEM	580,696	83,692	139,470	803,858	0	11.326	547,427	256,431	0
54 M B F JONES MEMORIAL LIBRARY	334,759	89,462	147,706	571,927	0	20.723	333,709	231,733	6,485
55 M BADEN MEMORIAL LIBRARY	36,558	9,864	10,258	56,680	0	13.707	38,603	18,077	0
56 M BEAVER AREA MEMORIAL LIBRARY	247,998	77,767	73,951	399,716	0	21.823	328,217	63,567	7,932
57 M CARNEGIE FREE LIBRARY - BEAVER FALLS	130,046	27,075	51,252	208,373	0	11.913	141,212	61,693	5,468
58 M CARNEGIE FREE LIBRARY-MIDLAND	42,771	8,511	12,258	63,540	0	13.565	43,278	20,262	0
59 M LAUGHLIN MEMORIAL FREE LIBRARY	137,110	18,139	71,977	227,226	0	21.193	179,029	41,371	6,826
60 M MONACA PUBLIC LIBRARY	47,140	11,271	8,358	66,769	0	11.638	47,793	18,976	0
61 M NEW BRIGHTON PUBLIC LIBRARY	46,425	10,749	23,377	80,551	0	13.369	56,700	23,851	0
62 M ROCHESTER PUBLIC LIBRARY	49,513	7,579	19,940	77,032	0	18.237	57,076	19,514	442
<i>Totals - Beaver County</i>	1,653,016	344,109	558,547	2,555,672	0	15.042	1,773,044	755,475	27,153
63 H BEDFORD CO FED LIB SYSTEM	18,957	14,850	17,206	51,013	0	0.000	797	50,216	0
64 M BEDFORD COUNTY LIBRARY	132,027	28,983	29,274	190,284	0	6.460	98,063	92,221	0
65 M EVERETT FREE LIBRARY	82,946	16,711	47,896	147,553	0	11.045	89,560	41,826	16,167
66 M HYNDMAN-LONDONDERRY PUB LIB	22,935	3,965	15,194	42,094	0	15.218	33,434	8,660	0
67 M SAXTON COMMUNITY LIBRARY	38,960	10,659	10,466	60,085	0	14.368	46,991	13,094	0
<i>Totals - Bedford County</i>	295,825	75,168	120,036	491,029	0	9.868	268,845	206,017	16,167
68 H BERKS CO PUB LIBRARIES	998,781	54,607	186,714	1,240,102	0	31.013	1,033,376	206,726	0
69 M BERNVILLE AREA COMMUNITY LIB	47,716	16,864	23,687	88,267	0	18.084	80,832	7,435	0
70 M BETHEL TULPEHOCKEN PUB LIB	83,048	33,287	24,577	140,912	0	19.078	109,016	31,896	0
71 M BOONE AREA LIBRARY	105,091	30,691	85,502	221,284	0	10.414	177,693	41,091	2,500
72 M BOYERTOWN COMMUNITY LIBRARY	171,720	25,807	70,773	268,300	262,640	17.161	209,382	58,918	0
73 M BRANDYWINE COMMUNITY LIBRARY	77,188	15,480	31,420	124,088	0	9.647	98,309	25,779	0
74 M EXETER COMMUNITY LIBRARY	240,732	45,448	206,474	492,654	0	18.007	358,216	128,983	5,455
75 M FLEETWOOD AREA PUBLIC LIBRARY	62,058	17,346	48,573	127,977	0	7.706	118,385	9,592	0
76 M HAMBURG PUBLIC LIBRARY	107,357	31,818	46,164	185,339	0	11.663	154,685	30,654	0
77 M KUTZTOWN COMMUNITY LIBRARY	127,369	31,342	50,799	209,510	0	12.237	176,819	30,247	2,444
78 M MIFFLIN COMMUNITY LIBRARY	142,887	32,635	58,983	234,505	50,570	8.903	169,110	56,370	9,025
79 M MUHLENBURG COMMUNITY LIBRARY	170,488	30,262	45,833	246,583	0	9.036	183,912	59,471	3,200
80 M READING PUBLIC LIBRARY	1,885,041	497,983	474,074	2,857,098	0	32.437	2,129,039	716,559	11,500

2013 PENNSYLVANIA PUBLIC LIBRARY STATISTICS  
 ANALYSIS OF REVENUE, EXPENDITURES AND SERVICES OF STATE AIDED LIBRARIES  
 PART I HOURS & STAFF

LIBRARIES BY COUNTY	POPULA- TION SERVED	HOURS OPEN WEEKLY	TOTAL REGIS- TRATION	PROFES- SIONAL STAFF	LIBRARIAN STAFF	OTHER PAID STAFF	VOLUN- TEER STAFF
81 M ROBESONIA COMMUNITY LIBRARY	4,999	50	1,647	0.86	0.00	1.89	0.40
82 M SCH VALLEY COMMUNITY LIBRARY	14,784	45	2,090	1.20	0.00	1.94	0.09
83 M SINKING SPRING PUBLIC LIBRARY	4,008	52	2,897	1.00	0.00	2.06	0.63
84 M SPRING TOWNSHIP LIBRARY	27,119	56	6,528	1.00	1.38	5.15	1.45
85 M VILLAGE LIBRARY OF MORGANTOWN	11,293	45	3,030	1.00	2.78	0.69	0.31
86 M WERNERSVILLE PUBLIC LIBRARY	15,278	43	2,049	0.00	1.00	1.93	0.40
87 M WOMELSDORF COMMUNITY LIBRARY	2,810	36	2,170	0.86	0.00	1.71	0.29
88 WYOMISSING PUBLIC LIBRARY	10,461	59	8,308	3.00	0.00	1.83	0.25
<i>Totals - Berks County</i>	411,442		101,804	33.53	13.55	78.97	10.16
89 H BLAIR COUNTY LIB SYSTEM	0		0	1.00	0.00	0.00	0.00
90 M ALTOONA AREA PUBLIC LIBRARY	59,552	51	31,789	6.15	0.00	12.10	1.10
91 M BELLWOOD ANTIS PUBLIC LIBRARY	8,327	35	4,017	0.00	1.00	1.00	1.00
92 M CLAYSBURG AREA PUB LIBRARY INC	7,014	36	1,838	0.00	0.91	1.23	0.03
93 M HOLLIDAYSBURG FR PUB LIBRARY	24,062	56	9,558	1.00	0.00	4.00	1.14
94 M MARTINSBURG COMMUNITY LIBRARY	5,110	31	3,661	0.00	1.00	0.49	0.29
95 M ROARING SPRING COMM LIBRARY	6,779	30	4,106	1.00	0.00	0.68	0.53
96 M TYRONE-SNYDER TWNSHP PUB LIB	9,783	33	6,898	1.14	0.00	2.20	1.23
97 M WILLIAMSBURG PUBLIC LIBRARY	6,344	28	3,170	0.74	0.00	0.71	0.09
<i>Totals - Blair County</i>	126,971		65,037	11.04	2.91	22.42	5.40
98 H BRADFORD COUNTY LIBRARY SYSTEM	0		0	1.00	0.00	0.00	0.00
99 M ALLEN F. PIERCE FREE LIBRARY	1,354	35	1,656	0.00	1.00	0.86	0.00
100 M BRADFORD COUNTY LIBRARY	23,636	65	3,832	2.00	0.00	5.58	0.00
101 M GREEN FREE LIBRARY	6,124	35	1,358	0.00	1.00	0.20	0.00
102 M MATHER MEMORIAL LIBRARY	2,685	36	423	0.00	0.86	0.63	0.00
103 M MONROETON PUBLIC LIBRARY	1,804	24	542	0.00	0.69	0.14	0.00
104 M SAYRE PUBLIC LIBRARY	5,587	40	8,098	0.00	1.00	2.40	3.71
105 M SPALDING MEMORIAL LIBRARY	8,618	45	2,067	0.00	2.71	1.29	0.00
106 M TOWANDA PUBLIC LIBRARY	10,976	40	5,128	0.00	2.71	2.00	0.06
107 M WYALUSING PUBLIC LIBRARY	1,838	43	1,315	0.00	1.00	0.43	0.29
<i>Totals - Bradford County</i>	62,622		24,419	3.00	10.97	13.52	4.06
108 H BUCKS COUNTY FREE LIBRARY	490,577	68	190,420	21.77	18.37	71.94	0.00
109 M FR LIB OF NEW HOPE & SOLEBURY	11,220	48	4,988	1.00	0.00	2.00	1.47
110 M FR LIB OF NORTHAMPTON TWNSHP	39,726	50	22,200	5.00	1.89	5.76	1.82
111 M TWP LIB OF LOWER SOUTHAMPTON	18,909	52	11,947	2.37	0.00	7.63	0.71
112 M VILLAGE LIBRARY OF WRIGHTSTOWN	2,995	51	1,234	0.63	0.63	0.83	0.00
113 M WARMINSTER TOWNSHIP FR LIBRARY	33,723	52	17,144	3.04	0.64	7.07	1.20
114 MORRISVILLE FR LIB ASSOCIATION	8,728	45	4,928	0.00	1.18	2.47	0.00
115 RIEGELSVILLE LIBRARY	2,012	26	1,018	0.00	0.57	0.57	0.00
116 SOUTHAMPTON FREE LIBRARY	15,152	54	9,528	3.54	1.51	6.66	2.34
<i>Totals - Bucks County</i>	623,042		263,407	37.35	24.80	104.93	7.55

2013 PENNSYLVANIA PUBLIC LIBRARY STATISTICS  
ANALYSIS OF REVENUE, EXPENDITURES AND SERVICES OF STATE AIDED LIBRARIES  
PART I COLLECTION

LIBRARIES BY COUNTY	CATL ITEMS EOY	ITEMS/ CAPITA	PERIOD- ICAL PRINT TITLES	PERIOD- ICAL eTITLES	TOTAL CIRC	CIRC/ CAPITA	TURN- OVER	INTER LOAN LENT	INTER LOAN BORROW	WEB ACCESS PCs
81 M ROBESONIA COMMUNITY LIBRARY	22,207	4.44	52	52	57,727	11.55	2.60	13,145	8,879	6
82 M SCH VALLEY COMMUNITY LIBRARY	17,859	1.21	58	52	40,362	2.73	2.26	4,973	9,753	6
83 M SINKING SPRING PUBLIC LIBRARY	21,723	5.42	71	52	80,754	20.15	3.72	10,943	15,009	5
84 M SPRING TOWNSHIP LIBRARY	34,258	1.26	102	52	162,501	5.99	4.74	21,648	35,951	39
85 M VILLAGE LIBRARY OF MORGANTOWN	31,211	2.76	65	52	76,621	6.78	2.45	11,817	14,441	10
86 M WERNERSVILLE PUBLIC LIBRARY	21,182	1.39	132	52	60,712	3.97	2.87	10,843	11,754	6
87 M WOMELSDORF COMMUNITY LIBRARY	20,208	7.19	78	52	47,537	16.92	2.35	10,492	11,134	19
88 WYOMISSING PUBLIC LIBRARY	33,720	3.22	44	52	87,539	8.37	2.60	38	355	6
<i>Totals - Berks County</i>	887,272	2.16	1,605	939	2,279,758	5.54	2.57	310,785	348,074	337
89 H BLAIR COUNTY LIB SYSTEM	0	0.00	0	0	0	0.00	0.00	0	0	0
90 M ALTOONA AREA PUBLIC LIBRARY	150,791	2.53	142	0	148,508	2.49	0.98	2,750	727	32
91 M BELLWOOD ANTIS PUBLIC LIBRARY	45,107	5.42	70	0	37,902	4.55	0.84	5	20	22
92 M CLAYSBURG AREA PUB LIBRARY INC	23,745	3.39	44	0	18,830	2.68	0.79	3	91	8
93 M HOLLIDAYSBURG FR PUB LIBRARY	44,101	1.83	54	0	82,830	3.44	1.88	106	31	7
94 M MARTINSBURG COMMUNITY LIBRARY	24,950	4.88	22	0	24,364	4.77	0.98	48	42	5
95 M ROARING SPRING COMM LIBRARY	22,251	3.28	36	0	12,701	1.87	0.57	26	73	10
96 M TYRONE-SNYDER TWNSHP PUB LIB	24,869	2.54	39	0	25,044	2.56	1.01	213	76	8
97 M WILLIAMSBURG PUBLIC LIBRARY	18,075	2.85	32	0	8,658	1.36	0.48	15	129	10
<i>Totals - Blair County</i>	353,889	2.79	439	0	358,837	2.83	1.01	3,166	1,189	102
98 H BRADFORD COUNTY LIBRARY SYSTEM	0	0.00	0	0	0	0.00	0.00	0	0	0
99 M ALLEN F. PIERCE FREE LIBRARY	23,892	17.65	25	0	9,470	6.99	0.40	101	178	9
100 M BRADFORD COUNTY LIBRARY	49,382	2.09	166	0	74,384	3.15	1.51	501	747	9
101 M GREEN FREE LIBRARY	19,801	3.23	14	0	13,747	2.24	0.69	151	24	5
102 M MATHER MEMORIAL LIBRARY	15,643	5.83	33	0	12,803	4.77	0.82	110	119	8
103 M MONROETON PUBLIC LIBRARY	8,754	4.85	25	0	8,958	4.97	1.02	63	87	4
104 M SAYRE PUBLIC LIBRARY	39,544	7.08	42	0	17,198	3.08	0.43	221	237	6
105 M SPALDING MEMORIAL LIBRARY	31,500	3.66	41	0	40,540	4.70	1.29	404	494	9
106 M TOWANDA PUBLIC LIBRARY	24,778	2.26	61	1	39,086	3.56	1.58	846	497	14
107 M WYALUSING PUBLIC LIBRARY	12,585	6.85	24	0	28,804	15.67	2.29	472	753	11
<i>Totals - Bradford County</i>	225,879	3.61	431	1	244,990	3.91	1.08	2,869	3,136	75
108 H BUCKS COUNTY FREE LIBRARY	532,501	1.09	622	224	2,943,291	6.00	5.53	65,159	98,500	101
109 M FR LIB OF NEW HOPE & SOLEBURY	26,334	2.35	94	0	61,761	5.50	2.35	10,512	11,567	5
110 M FR LIB OF NORTHAMPTON TWNSHP	118,037	2.97	138	0	298,794	7.52	2.53	30,416	26,887	24
111 M TWP LIB OF LOWER SOUTHAMPTON	73,692	3.90	81	0	191,464	10.13	2.60	22,269	16,014	11
112 M VILLAGE LIBRARY OF WRIGHTSTOWN	21,352	7.13	28	0	44,281	14.78	2.07	6,095	9,076	3
113 M WARMINSTER TOWNSHIP FR LIBRARY	74,260	2.20	61	0	210,028	6.23	2.83	23,275	24,880	11
114 MORRISVILLE FR LIB ASSOCIATION	20,875	2.39	57	0	40,175	4.60	1.92	6,345	6,457	7
115 RIEGELSVILLE LIBRARY	16,553	8.23	28	0	16,738	8.32	1.01	4,561	2,836	1
116 SOUTHAMPTON FREE LIBRARY	68,307	4.51	97	0	150,035	9.90	2.20	20,157	17,952	8
<i>Totals - Bucks County</i>	951,911	1.53	1,206	224	3,956,567	6.35	4.16	188,789	214,169	171

2013 PENNSYLVANIA PUBLIC LIBRARY STATISTICS  
 ANALYSIS OF REVENUE, EXPENDITURES AND SERVICES OF STATE AIDED LIBRARIES  
 PART I REVENUE

LIBRARIES BY COUNTY	POPULA- TION SERVED	TOTAL LOCAL GOV REVENUE	STATE REVENUE	FEDERAL REVENUE	OTHER REVENUE	TOTAL REVENUE	SCHOOL BOARD REVENUE	EMPLOY- MENT PROGRAMS
81 M ROBESONIA COMMUNITY LIBRARY	4,999	73,687	10,951	0	30,967	115,605	0	0
82 M SCH VALLEY COMMUNITY LIBRARY	14,784	71,110	8,920	0	36,504	116,534	0	0
83 M SINKING SPRING PUBLIC LIBRARY	4,008	99,291	19,181	0	52,850	171,322	0	0
84 M SPRING TOWNSHIP LIBRARY	27,119	213,314	117,161	13,937	60,236	404,648	0	11,437
85 M VILLAGE LIBRARY OF MORGANTOWN	11,293	72,044	25,496	3,281	49,748	150,569	0	3,281
86 M WERNERSVILLE PUBLIC LIBRARY	15,278	78,257	13,217	0	27,029	118,503	0	0
87 M WOMELSDORF COMMUNITY LIBRARY	2,810	78,291	12,408	0	33,503	124,202	0	0
88 WYOMISSING PUBLIC LIBRARY	10,461	271,140	40,957	0	112,071	424,168	0	0
<i>Totals - Berks County</i>	411,442	4,326,856	1,652,012	55,698	1,225,269	7,259,835	5,000	26,698
89 H BLAIR COUNTY LIB SYSTEM	0	28,700	26,481	2,000	1,117	58,298	0	0
90 M ALTOONA AREA PUBLIC LIBRARY	59,552	368,170	324,386	56,244	218,275	967,075	233,562	18,412
91 M BELLWOOD ANTIS PUBLIC LIBRARY	8,327	49,989	33,364	0	31,680	115,033	10,000	0
92 M CLAYSBURG AREA PUB LIBRARY INC	7,014	13,942	22,567	6,202	41,047	83,758	1,900	6,202
93 M HOLLIDAYSBURG FR PUB LIBRARY	24,062	59,546	51,986	0	68,275	179,807	36,930	0
94 M MARTINSBURG COMMUNITY LIBRARY	5,110	18,112	24,396	0	32,816	75,324	3,500	0
95 M ROARING SPRING COMM LIBRARY	6,779	19,474	26,470	0	43,490	89,434	3,500	0
96 M TYRONE-SNYDER TWNSHP PUB LIB	9,783	22,596	35,451	0	52,802	110,849	5,000	0
97 M WILLIAMSBURG PUBLIC LIBRARY	6,344	13,282	21,508	0	34,030	68,820	1,000	0
<i>Totals - Blair County</i>	126,971	593,811	566,609	64,446	523,532	1,748,398	295,392	24,614
98 H BRADFORD COUNTY LIBRARY SYSTEM	0	0	104,001	0	144	104,145	0	0
99 M ALLEN F. PIERCE FREE LIBRARY	1,354	1,000	9,929	0	25,774	36,703	0	0
100 M BRADFORD COUNTY LIBRARY	23,636	290,301	38,612	0	22,101	351,014	0	0
101 M GREEN FREE LIBRARY	6,124	0	10,367	0	41,414	51,781	0	0
102 M MATHER MEMORIAL LIBRARY	2,685	14,697	10,649	0	14,707	40,053	0	0
103 M MONROETON PUBLIC LIBRARY	1,804	7,250	9,708	0	18,961	35,919	0	0
104 M SAYRE PUBLIC LIBRARY	5,587	30,000	15,934	0	85,890	131,824	0	0
105 M SPALDING MEMORIAL LIBRARY	8,618	25,562	17,237	0	133,979	176,778	0	0
106 M TOWANDA PUBLIC LIBRARY	10,976	39,800	23,407	0	149,083	212,290	0	0
107 M WYALUSING PUBLIC LIBRARY	1,838	4,792	21,156	0	59,105	85,053	0	0
<i>Totals - Bradford County</i>	62,622	413,402	261,000	0	551,158	1,225,560	0	0
108 H BUCKS COUNTY FREE LIBRARY	490,577	5,857,100	2,328,550	26,028	1,418,736	9,630,414	0	0
109 M FR LIB OF NEW HOPE & SOLEBURY	11,220	73,180	28,715	0	137,356	239,251	0	0
110 M FR LIB OF NORTHAMPTON TWNSHP	39,726	742,204	115,914	0	46,813	904,931	0	0
111 M TWP LIB OF LOWER SOUTHAMPTON	18,909	520,000	57,405	0	36,695	614,100	0	0
112 M VILLAGE LIBRARY OF WRIGHTSTOWN	2,995	38,853	9,705	2,500	72,762	123,820	0	0
113 M WARMINSTER TOWNSHIP FR LIBRARY	33,723	494,502	96,560	4,000	37,114	632,176	0	0
114 MORRISVILLE FR LIB ASSOCIATION	8,728	169,764	30,182	0	10,828	210,774	0	0
115 RIEGELSVILLE LIBRARY	2,012	6,000	4,676	0	46,634	57,310	0	0
116 SOUTHAMPTON FREE LIBRARY	15,152	498,400	97,575	0	60,333	656,308	0	0
<i>Totals - Bucks County</i>	623,042	8,400,003	2,769,282	32,528	1,867,271	13,069,084	0	0

2013 PENNSYLVANIA PUBLIC LIBRARY STATISTICS  
 ANALYSIS OF REVENUE, EXPENDITURES AND SERVICES OF STATE AIDED LIBRARIES  
 PART I EXPENDITURES

LIBRARIES BY COUNTY	SALARIES WAGES & BENEFITS	TOTAL LIBRARY MATERIALS	OTHER OPERATING TOTAL	TOTAL OPERATING EXPEND	TOT CAP EXP	OPR/ CAP	LOCAL OPERATING EXPEND	STATE OPERATING EXPEND	TOTAL FEDERAL EXPEND
81 M ROBESONIA COMMUNITY LIBRARY	68,596	20,917	12,343	101,856	0	20.375	90,905	10,951	0
82 M SCH VALLEY COMMUNITY LIBRARY	66,299	12,708	22,952	101,959	0	6.897	93,039	8,920	0
83 M SINKING SPRING PUBLIC LIBRARY	118,090	18,829	27,975	164,894	0	41.141	145,713	19,181	0
84 M SPRING TOWNSHIP LIBRARY	232,539	47,308	100,717	380,564	0	14.033	249,466	117,161	13,937
85 M VILLAGE LIBRARY OF MORGANTOWN	95,320	17,328	29,417	142,065	0	12.580	113,288	25,496	3,281
86 M WERNERSVILLE PUBLIC LIBRARY	91,960	15,429	9,115	116,504	0	7.626	103,287	13,217	0
87 M WOMELSDORF COMMUNITY LIBRARY	58,356	15,718	31,687	105,761	0	37.637	93,353	12,408	0
88 WYOMISSING PUBLIC LIBRARY	220,838	48,732	166,899	436,469	0	41.723	395,512	40,957	0
<i>Totals - Berks County</i>	5,171,474	1,060,539	1,754,678	7,986,691	313,210	19.411	6,283,337	1,652,012	51,342
89 H BLAIR COUNTY LIB SYSTEM	45,751	2,117	12,997	60,865	0	0.000	32,384	26,481	2,000
90 M ALTOONA AREA PUBLIC LIBRARY	637,916	154,978	204,320	997,214	0	16.745	616,584	324,386	56,244
91 M BELLWOOD ANTIS PUBLIC LIBRARY	84,315	9,182	24,757	118,254	0	14.201	84,890	33,364	0
92 M CLAYSBURG AREA PUB LIBRARY INC	47,366	9,720	23,253	80,339	0	11.454	51,570	22,567	6,202
93 M HOLLIDAYSBURG FR PUB LIBRARY	144,104	20,946	45,089	210,139	59,352	8.733	158,153	51,986	0
94 M MARTINSBURG COMMUNITY LIBRARY	44,849	14,793	21,577	81,219	0	15.894	56,823	24,396	0
95 M ROARING SPRING COMM LIBRARY	58,470	9,498	16,341	84,309	0	12.437	57,839	26,470	0
96 M TYRONE-SNYDER TWNSHP PUB LIB	69,837	7,589	46,804	124,230	0	12.699	88,779	35,451	0
97 M WILLIAMSBURG PUBLIC LIBRARY	37,217	5,162	27,340	69,719	0	10.990	48,211	21,508	0
<i>Totals - Blair County</i>	1,169,825	233,985	422,478	1,826,288	59,352	14.384	1,195,233	566,609	64,446
98 H BRADFORD COUNTY LIBRARY SYSTEM	37,586	32,402	34,266	104,254	0	0.000	144	104,110	0
99 M ALLEN F. PIERCE FREE LIBRARY	30,622	14,710	12,033	57,365	0	42.367	47,436	9,929	0
100 M BRADFORD COUNTY LIBRARY	231,182	34,714	25,052	290,948	0	12.310	252,336	38,612	0
101 M GREEN FREE LIBRARY	23,967	22,747	27,758	74,472	0	12.161	64,105	10,367	0
102 M MATHER MEMORIAL LIBRARY	23,006	5,882	11,649	40,537	9,090	15.098	29,888	10,649	0
103 M MONROETON PUBLIC LIBRARY	11,356	4,571	8,048	23,975	0	13.290	14,267	9,708	0
104 M SAYRE PUBLIC LIBRARY	72,581	9,460	66,458	148,499	0	26.579	132,565	15,934	0
105 M SPALDING MEMORIAL LIBRARY	106,651	22,416	55,997	185,064	0	21.474	167,827	17,237	0
106 M TOWANDA PUBLIC LIBRARY	92,241	14,535	59,443	166,219	0	15.144	142,812	23,407	0
107 M WYALUSING PUBLIC LIBRARY	50,149	15,714	26,046	91,909	0	50.005	70,753	21,156	0
<i>Totals - Bradford County</i>	679,341	177,151	326,750	1,183,242	9,090	18.895	922,133	261,109	0
108 H BUCKS COUNTY FREE LIBRARY	4,896,775	1,780,108	3,740,062	10,416,945	0	21.234	8,062,367	2,328,550	26,028
109 M FR LIB OF NEW HOPE & SOLEBURY	136,913	28,010	65,892	230,815	0	20.572	202,100	28,715	0
110 M FR LIB OF NORTHAMPTON TWNSHP	727,742	117,434	168,023	1,013,199	0	25.505	897,285	115,914	0
111 M TWP LIB OF LOWER SOUTHAMPTON	434,910	94,449	109,565	638,924	0	33.789	581,519	57,405	0
112 M VILLAGE LIBRARY OF WRIGHTSTOWN	53,635	16,785	26,906	97,326	0	32.496	85,121	9,705	2,500
113 M WARMINSTER TOWNSHIP FR LIBRARY	483,492	76,165	101,145	660,802	0	19.595	560,242	96,560	4,000
114 MORRISVILLE FR LIB ASSOCIATION	128,393	23,537	45,727	197,657	0	22.646	167,475	30,182	0
115 RIEGELSVILLE LIBRARY	39,551	6,494	19,609	65,654	0	32.631	60,978	4,676	0
116 SOUTHAMPTON FREE LIBRARY	425,405	76,497	91,052	592,954	77,381	39.134	495,379	97,575	0
<i>Totals - Bucks County</i>	7,326,816	2,219,479	4,367,981	13,914,276	77,381	22.333	11,112,466	2,769,282	32,528



2013 PENNSYLVANIA PUBLIC LIBRARY STATISTICS  
 ANALYSIS OF REVENUE, EXPENDITURES AND SERVICES OF STATE AIDED LIBRARIES  
 PART I HOURS & STAFF

LIBRARIES BY COUNTY	POPULA- TION SERVED	HOURS OPEN WEEKLY	TOTAL REGIS- TRATION	PROFES- SIONAL STAFF	LIBRARIAN STAFF	OTHER PAID STAFF	VOLUN- TEER STAFF
117 H BUTLER COUNTY FED LIB SYSTEM	75,218	76	5,145	1.00	0.00	0.00	1.32
118 M BUTLER AREA PUBLIC LIBRARY	31,005	65	38,413	4.00	1.01	7.41	2.13
119 M CRANBERRY PUBLIC LIBRARY	30,985	56	29,204	4.00	1.00	4.90	1.13
120 M EVANS CITY PUBLIC LIBRARY	4,758	39	2,506	0.00	1.00	1.31	0.00
121 M MARS AREA PUBLIC LIBRARY	19,292	48	6,677	1.00	0.00	2.50	0.20
122 M PROSPECT COMMUNITY LIBRARY	3,789	38	1,778	0.79	0.61	0.00	0.13
123 M SOUTH BUTLER COMMUNITY LIBRARY	7,924	47	5,183	1.00	0.00	1.75	1.00
124 M ZELIENOPE PUBLIC LIBRARY	10,891	38	5,541	0.00	2.71	1.49	0.29
<i>Totals - Butler County</i>	183,862		94,447	11.79	6.33	19.36	6.19
125 H CAMBRIA COUNTY LIBRARY SYSTEM	104,316	60	14,747	7.01	0.00	13.17	1.07
126 M BEAVERDALE PUBLIC LIBRARY	2,467	35	647	0.00	0.63	0.37	0.00
127 M CARROLLTOWN PUBLIC LIBRARY	853	35	686	0.00	1.00	0.00	0.00
128 M CRESSON PUBLIC LIBRARY	1,711	35	1,584	0.00	0.66	0.34	0.17
129 M EBENSBURG FREE PUBLIC LIBRARY	3,351	35	2,921	0.00	0.86	0.60	0.51
130 M GALLITZIN PUBLIC LIBRARY	1,668	39	1,001	0.00	0.57	0.66	0.00
131 M HASTINGS PUBLIC LIBRARY	1,278	35	744	0.29	0.71	0.00	0.00
132 M HIGHLAND COMMUNITY LIBRARY	15,281	46	6,199	1.00	0.00	2.10	0.00
133 M LILLY WASHINGTON PUB LIBRARY	968	35	640	0.00	1.00	0.00	0.00
134 M NANTY GLO PUBLIC LIBRARY	2,734	35	1,587	0.00	0.74	0.43	0.23
135 M NORTHERN CAMBRIA PUBLIC LIBRARY	3,835	35	2,169	0.00	0.77	0.91	0.00
136 M PATTON PUBLIC LIBRARY	1,769	50	2,036	0.00	0.83	0.60	0.00
137 M PORTAGE PUBLIC LIBRARY	2,638	35	1,735	1.00	0.00	0.51	0.00
138 M SOUTH FORK PUBLIC LIBRARY	928	37	638	1.06	0.00	0.20	0.00
<i>Totals - Cambria County</i>	143,797		37,334	10.36	7.77	19.90	1.98
139 BARBARA MOSCATO BROWN MEM LIBRARY	5,085	40	4,757	0.00	1.14	2.29	0.00
<i>Totals -Cameron County</i>	5,085		4,757	0.00	1.14	2.29	0.00
140 DIMMICK MEMORIAL LIBRARY	19,646	47	5,849	1.00	3.00	0.60	0.71
141 LEHIGHTON AREA MEM LIBRARY	17,885	41	5,324	1.00	0.00	2.31	0.00
142 PALMERTON LIBRARY ASSOCIATION	14,056	48	6,930	0.00	2.00	2.03	0.69
<i>Totals - Carbon County</i>	51,587		18,103	2.00	5.00	4.94	1.40
143 H CENTRE CO FEDERATION/PUB LIBS	0		0	0.00	0.00	0.00	0.00
144 M CENTRE CO LIB & HIST MUSEUM	61,894	53	23,346	4.00	1.00	17.03	1.26
145 M SCHLOW MEMORIAL LIBRARY	92,096	65	39,078	12.13	0.00	13.63	2.63
<i>Totals - Centre County</i>	153,990		62,424	16.13	1.00	30.65	3.88
146 H CHESTER COUNTY LIBRARY	78,350	69	89,534	26.69	0.57	67.37	9.40
147 M ATGLEN READING CENTER	3,911	39	1,157	0.57	0.00	1.57	0.23
148 M AVON GROVE FREE LIBRARY	30,080	53	9,396	1.43	0.00	7.00	1.20
149 M BAYARD TAYLOR MEM LIBRARY	42,932	59	12,783	2.00	0.00	11.14	0.29
150 M CHESTER SPRINGS LIBRARY	9,115	45	1,362	1.00	0.00	1.06	0.34
151 M COATESVILLE AREA PUB LIBRARY	47,991	50	10,430	0.71	0.00	5.68	0.42

2013 PENNSYLVANIA PUBLIC LIBRARY STATISTICS  
 ANALYSIS OF REVENUE, EXPENDITURES AND SERVICES OF STATE AIDED LIBRARIES  
 PART I COLLECTION

LIBRARIES BY COUNTY	CATL ITEMS EOY	ITEMS/ CAPITA	PERIOD- ICAL PRINT TITLES	PERIOD- ICAL eTITLES	TOTAL CIRC	CIRC/ CAPITA	TURN- OVER	INTER LOAN LENT	INTER LOAN BORROW	WEB ACCESS PCs
117 H BUTLER COUNTY FED LIB SYSTEM	16,154	0.21	10	79	51,724	0.69	3.20	61	369	3
118 M BUTLER AREA PUBLIC LIBRARY	113,796	3.67	141	79	380,375	12.27	3.34	231	267	18
119 M CRANBERRY PUBLIC LIBRARY	89,335	2.88	86	79	306,955	9.91	3.44	251	696	24
120 M EVANS CITY PUBLIC LIBRARY	23,018	4.84	28	78	16,788	3.53	0.73	108	5	4
121 M MARS AREA PUBLIC LIBRARY	27,572	1.43	65	79	60,494	3.14	2.19	113	126	9
122 M PROSPECT COMMUNITY LIBRARY	17,793	4.70	20	79	22,768	6.01	1.28	114	204	4
123 M SOUTH BUTLER COMMUNITY LIBRARY	23,421	2.96	28	78	59,143	7.46	2.53	68	124	11
124 M ZELIENOPLE PUBLIC LIBRARY	54,579	5.01	54	79	59,505	5.46	1.09	169	142	6
<i>Totals - Butler County</i>	365,668	1.99	432	630	957,752	5.21	2.62	1,115	1,933	79
125 H CAMBRIA COUNTY LIBRARY SYSTEM	139,799	1.34	144	121	162,515	1.56	1.16	3,377	805	53
126 M BEAVERDALE PUBLIC LIBRARY	13,409	5.44	17	0	6,030	2.44	0.45	461	192	8
127 M CARROLLTOWN PUBLIC LIBRARY	8,697	10.20	25	0	17,548	20.57	2.02	68	101	6
128 M CRESSON PUBLIC LIBRARY	10,842	6.34	32	0	10,689	6.25	0.99	50	163	5
129 M EBENSBURG FREE PUBLIC LIBRARY	27,564	8.23	46	0	33,617	10.03	1.22	190	87	9
130 M GALLITZIN PUBLIC LIBRARY	10,364	6.21	33	0	6,338	3.80	0.61	54	53	5
131 M HASTINGS PUBLIC LIBRARY	13,243	10.36	43	0	6,713	5.25	0.51	281	105	8
132 M HIGHLAND COMMUNITY LIBRARY	21,293	1.39	50	0	45,633	2.99	2.14	179	436	8
133 M LILLY WASHINGTON PUB LIBRARY	9,211	9.52	20	0	20,102	20.77	2.18	100	88	5
134 M NANTY GLO PUBLIC LIBRARY	26,888	9.83	34	0	18,855	6.90	0.70	94	204	7
135 M NORTHERN CAMBRIA PUBLIC LIBRARY	21,828	5.69	23	0	15,307	3.99	0.70	104	158	8
136 M PATTON PUBLIC LIBRARY	16,820	9.51	30	0	27,340	15.46	1.63	100	76	10
137 M PORTAGE PUBLIC LIBRARY	11,977	4.54	12	0	10,866	4.12	0.91	104	498	6
138 M SOUTH FORK PUBLIC LIBRARY	11,602	12.50	14	0	6,447	6.95	0.56	5	33	4
<i>Totals - Cambria County</i>	343,537	2.39	523	121	388,000	2.70	1.13	5,167	2,999	142
139 BARBARA MOSCATO BROWN MEM LIBRARY	30,796	6.06	64	0	26,550	5.22	0.86	188	41	9
<i>Totals - Cameron County</i>	30,796	6.06	64	0	26,550	5.22	0.86	188	41	9
140 DIMMICK MEMORIAL LIBRARY	25,657	1.31	64	80	52,860	2.69	2.06	123	198	7
141 LEHIGHTON AREA MEM LIBRARY	16,550	0.93	17	80	19,848	1.11	1.20	56	451	5
142 PALMERTON LIBRARY ASSOCIATION	34,122	2.43	50	80	53,627	3.82	1.57	287	407	6
<i>Totals - Carbon County</i>	76,329	1.48	131	240	126,335	2.45	1.66	466	1,056	18
143 H CENTRE CO FEDERATION/PUB LIBS	0	0.00	0	0	0	0.00	0.00	0	0	0
144 M CENTRE CO LIB & HIST MUSEUM	105,532	1.71	62	0	277,238	4.48	2.63	23,532	11,573	26
145 M SCHLOW MEMORIAL LIBRARY	146,871	1.59	238	82	839,406	9.11	5.72	11,997	17,426	29
<i>Totals - Centre County</i>	252,403	1.64	300	82	1,116,644	7.25	4.42	35,529	28,999	55
146 H CHESTER COUNTY LIBRARY	434,842	5.55	376	9	1,831,444	23.38	4.21	5,549	1,868	64
147 M ATGLEN READING CENTER	16,157	4.13	23	0	30,090	7.69	1.86	37	5	7
148 M AVON GROVE FREE LIBRARY	54,870	1.82	55	0	168,892	5.61	3.08	122	56	12
149 M BAYARD TAYLOR MEM LIBRARY	60,102	1.40	95	0	180,381	4.20	3.00	163	275	9
150 M CHESTER SPRINGS LIBRARY	19,028	2.09	24	0	32,817	3.60	1.72	45	25	5
151 M COATESVILLE AREA PUB LIBRARY	49,103	1.02	70	0	69,976	1.46	1.43	240	58	11

2013 PENNSYLVANIA PUBLIC LIBRARY STATISTICS  
 ANALYSIS OF REVENUE, EXPENDITURES AND SERVICES OF STATE AIDED LIBRARIES  
 PART I REVENUE

LIBRARIES BY COUNTY	POPULA- TION SERVED	TOTAL LOCAL GOV REVENUE	STATE REVENUE	FEDERAL REVENUE	OTHER REVENUE	TOTAL REVENUE	SCHOOL BOARD REVENUE	EMPLOY- MENT PROGRAMS
117 H BUTLER COUNTY FED LIB SYSTEM	75,218	55,692	241,810	850	17,365	315,717	0	0
118 M BUTLER AREA PUBLIC LIBRARY	31,005	136,938	105,000	11,844	487,879	741,661	0	6,844
119 M CRANBERRY PUBLIC LIBRARY	30,985	378,716	80,904	805	132,247	592,672	0	0
120 M EVANS CITY PUBLIC LIBRARY	4,758	30,169	17,276	0	19,557	67,002	0	0
121 M MARS AREA PUBLIC LIBRARY	19,292	128,790	22,458	0	73,074	224,322	3,600	0
122 M PROSPECT COMMUNITY LIBRARY	3,789	23,299	12,940	0	13,782	50,021	350	0
123 M SOUTH BUTLER COMMUNITY LIBRARY	7,924	44,791	26,091	0	74,599	145,481	0	0
124 M ZELIENOPE PUBLIC LIBRARY	10,891	59,148	37,556	0	95,589	192,293	0	0
<i>Totals - Butler County</i>	183,862	857,543	544,035	13,499	914,092	2,329,169	3,950	6,844
125 H CAMBRIA COUNTY LIBRARY SYSTEM	104,316	475,617	618,383	38,025	127,482	1,259,507	4,000	38,025
126 M BEAVERDALE PUBLIC LIBRARY	2,467	18,284	16,250	0	22,121	56,655	1,500	0
127 M CARROLLTOWN PUBLIC LIBRARY	853	14,284	8,107	2,741	27,076	52,208	500	2,741
128 M CRESSON PUBLIC LIBRARY	1,711	17,834	8,616	0	16,141	42,591	1,000	0
129 M EBENSBURG FREE PUBLIC LIBRARY	3,351	18,734	13,476	265	48,686	81,161	0	265
130 M GALLITZIN PUBLIC LIBRARY	1,668	15,484	10,170	0	22,419	48,073	1,000	0
131 M HASTINGS PUBLIC LIBRARY	1,278	14,934	10,105	7,277	21,298	53,614	500	7,277
132 M HIGHLAND COMMUNITY LIBRARY	15,281	111,296	47,384	0	26,842	185,522	7,500	0
133 M LILLY WASHINGTON PUB LIBRARY	968	14,784	8,233	2,530	12,339	37,886	1,000	2,530
134 M NANTY GLO PUBLIC LIBRARY	2,734	19,684	13,703	0	21,717	55,104	4,000	0
135 M NORTHERN CAMBRIA PUBLIC LIBRARY	3,835	29,685	19,652	0	21,962	71,299	4,800	0
136 M PATTON PUBLIC LIBRARY	1,769	16,384	11,253	10,687	23,731	62,055	500	10,687
137 M PORTAGE PUBLIC LIBRARY	2,638	15,784	12,771	13,108	25,625	67,288	0	13,108
138 M SOUTH FORK PUBLIC LIBRARY	928	15,684	8,123	0	28,623	52,430	1,500	0
<i>Totals - Cambria County</i>	143,797	798,472	806,226	74,633	446,062	2,125,393	27,800	74,633
139 BARBARA MOSCATO BROWN MEM LIBRARY	5,085	70,869	67,170	0	8,124	146,163	0	0
<i>Totals -Cameron County</i>	5,085	70,869	67,170	0	8,124	146,163	0	0
140 DIMMICK MEMORIAL LIBRARY	19,646	3,200	29,537	0	139,721	172,458	0	0
141 LEHIGHTON AREA MEM LIBRARY	17,885	24,100	23,902	0	40,144	88,146	20,800	0
142 PALMERTON LIBRARY ASSOCIATION	14,056	29,081	37,130	0	512,040	578,251	15,744	0
<i>Totals - Carbon County</i>	51,587	56,381	90,569	0	691,905	838,855	36,544	0
143 H CENTRE CO FEDERATION/PUB LIBS	0	5,000	61,946	0	9	66,955	0	0
144 M CENTRE CO LIB & HIST MUSEUM	61,894	383,250	229,261	10,000	174,016	796,527	0	0
145 M SCHLOW MEMORIAL LIBRARY	92,096	1,386,330	415,195	5,600	279,310	2,086,435	0	0
<i>Totals - Centre County</i>	153,990	1,774,580	706,402	15,600	453,335	2,949,917	0	0
146 H CHESTER COUNTY LIBRARY	78,350	5,851,461	1,113,250	11,910	578,665	7,555,286	0	0
147 M ATGLEN READING CENTER	3,911	20,926	19,531	4,843	20,146	65,446	0	4,843
148 M AVON GROVE FREE LIBRARY	30,080	179,008	76,998	3,607	97,016	356,629	0	3,607
149 M BAYARD TAYLOR MEM LIBRARY	42,932	431,184	93,332	0	234,961	759,477	0	0
150 M CHESTER SPRINGS LIBRARY	9,115	26,633	18,619	4,393	50,326	99,971	0	0
151 M COATESVILLE AREA PUB LIBRARY	47,991	124,123	97,943	5,000	60,131	287,197	0	0

2013 PENNSYLVANIA PUBLIC LIBRARY STATISTICS  
ANALYSIS OF REVENUE, EXPENDITURES AND SERVICES OF STATE AIDED LIBRARIES  
PART I EXPENDITURES

LIBRARIES BY COUNTY	SALARIES WAGES & BENEFITS	TOTAL LIBRARY MATERIALS	OTHER OPERATING TOTAL	TOTAL OPERATING EXPEND	TOT CAP EXP	OPR/ CAP	LOCAL OPERATING EXPEND	STATE OPERATING EXPEND	TOTAL FEDERAL EXPEND
117 H BUTLER COUNTY FED LIB SYSTEM	95,645	91,359	84,444	271,448	0	3.609	28,788	241,810	850
118 M BUTLER AREA PUBLIC LIBRARY	446,524	129,102	284,138	859,764	0	27.730	742,920	105,000	11,844
119 M CRANBERRY PUBLIC LIBRARY	385,932	63,928	122,037	571,897	0	18.457	490,188	80,904	805
120 M EVANS CITY PUBLIC LIBRARY	48,161	6,608	20,648	75,417	0	15.851	58,141	17,276	0
121 M MARS AREA PUBLIC LIBRARY	89,202	22,802	41,422	153,426	0	7.953	130,968	22,458	0
122 M PROSPECT COMMUNITY LIBRARY	32,085	9,582	7,659	49,326	0	13.018	36,386	12,940	0
123 M SOUTH BUTLER COMMUNITY LIBRARY	77,035	16,400	78,336	171,771	0	21.677	145,680	26,091	0
124 M ZELIENOPLE PUBLIC LIBRARY	103,346	34,831	63,432	201,609	0	18.512	164,053	37,556	0
<i>Totals - Butler County</i>	1,277,930	374,612	702,116	2,354,658	0	12.807	1,797,124	544,035	13,499
125 H CAMBRIA COUNTY LIBRARY SYSTEM	875,237	144,677	382,818	1,402,732	0	13.447	746,324	618,383	38,025
126 M BEAVERDALE PUBLIC LIBRARY	22,104	9,125	21,016	52,245	0	21.178	35,995	16,250	0
127 M CARROLLTOWN PUBLIC LIBRARY	28,007	6,706	14,641	49,354	0	57.859	38,506	8,107	2,741
128 M CRESSON PUBLIC LIBRARY	18,870	9,190	16,058	44,118	0	25.785	35,502	8,616	0
129 M EBENSBURG FREE PUBLIC LIBRARY	25,140	14,619	15,990	55,749	0	16.637	42,008	13,476	265
130 M GALLITZIN PUBLIC LIBRARY	22,507	10,184	15,577	48,268	0	28.938	38,098	10,170	0
131 M HASTINGS PUBLIC LIBRARY	24,431	6,525	16,378	47,334	0	37.038	29,952	10,105	7,277
132 M HIGHLAND COMMUNITY LIBRARY	76,595	22,118	47,756	146,469	0	9.585	99,085	47,384	0
133 M LILLY WASHINGTON PUB LIBRARY	23,944	6,227	12,124	42,295	0	43.693	31,532	8,233	2,530
134 M NANTY GLO PUBLIC LIBRARY	23,328	12,438	19,769	55,535	0	20.313	41,832	13,703	0
135 M NORTHERN CAMBRIA PUBLIC LIBRARY	33,744	9,394	21,838	64,976	0	16.943	45,324	19,652	0
136 M PATTON PUBLIC LIBRARY	39,805	8,396	18,778	66,979	0	37.863	45,039	11,253	10,687
137 M PORTAGE PUBLIC LIBRARY	39,422	7,796	16,547	63,765	0	24.172	37,886	12,771	13,108
138 M SOUTH FORK PUBLIC LIBRARY	16,367	15,535	23,346	55,248	0	59.534	47,125	8,123	0
<i>Totals - Cambria County</i>	1,269,501	282,930	642,636	2,195,067	0	15.265	1,314,208	806,226	74,633
139 BARBARA MOSCATO BROWN MEM LIBRARY	101,781	26,883	32,423	161,087	0	31.679	93,917	67,170	0
<i>Totals - Cameron County</i>	101,781	26,883	32,423	161,087	0	31.679	93,917	67,170	0
140 DIMMICK MEMORIAL LIBRARY	95,677	34,226	38,683	168,586	0	8.581	139,049	29,537	0
141 LEHIGHTON AREA MEM LIBRARY	75,902	7,977	33,538	117,417	0	6.565	93,387	24,030	0
142 PALMERTON LIBRARY ASSOCIATION	104,630	26,729	127,501	258,860	0	18.416	221,730	37,130	0
<i>Totals - Carbon County</i>	276,209	68,932	199,722	544,863	0	10.562	454,166	90,697	0
143 H CENTRE CO FEDERATION/PUB LIBS	0	57,547	21,493	79,040	0	0.000	17,094	61,946	0
144 M CENTRE CO LIB & HIST MUSEUM	684,193	108,489	154,000	946,682	0	15.295	707,421	229,261	10,000
145 M SCHLOW MEMORIAL LIBRARY	1,312,755	300,508	654,826	2,268,089	0	24.627	1,847,567	415,195	5,327
<i>Totals - Centre County</i>	1,996,948	466,544	830,319	3,293,811	0	21.390	2,572,082	706,402	15,327
146 H CHESTER COUNTY LIBRARY	4,692,887	1,024,825	1,815,294	7,533,006	0	96.146	6,420,106	1,079,804	33,096
147 M ATGLEN READING CENTER	36,767	6,434	18,325	61,526	0	15.732	37,152	19,531	4,843
148 M AVON GROVE FREE LIBRARY	220,882	47,938	78,096	346,916	0	11.533	266,311	76,998	3,607
149 M BAYARD TAYLOR MEM LIBRARY	540,944	90,008	131,200	762,152	28,424	17.753	668,820	93,332	0
150 M CHESTER SPRINGS LIBRARY	80,604	13,879	26,625	121,108	0	13.287	98,246	18,619	4,243
151 M COATESVILLE AREA PUB LIBRARY	202,550	38,474	92,112	333,136	0	6.942	234,827	97,943	366

2013 PENNSYLVANIA PUBLIC LIBRARY STATISTICS  
 ANALYSIS OF REVENUE, EXPENDITURES AND SERVICES OF STATE AIDED LIBRARIES  
 PART I HOURS & STAFF

LIBRARIES BY COUNTY	POPULA- TION SERVED	HOURS OPEN WEEKLY	TOTAL REGIS- TRATION	PROFES- SIONAL STAFF	LIBRARIAN STAFF	OTHER PAID STAFF	VOLUN- TEER STAFF
152 M DOWNINGTOWN LIBRARY	43,124	59	5,417	1.00	0.00	4.43	0.00
153 M EASTTOWN LIBRARY & INFO CENTER	10,477	65	9,041	4.74	1.00	8.89	1.54
154 M HONEY BROOK COMM LIBRARY	17,262	45	4,302	1.00	0.00	3.51	0.57
155 M MALVERN PUBLIC LIBRARY	36,923	56	5,700	1.43	0.00	4.29	0.00
156 M OXFORD PUBLIC LIBRARY	25,814	59	10,368	1.03	1.03	6.86	0.57
157 M PARKESBURG FREE LIBRARY	13,089	45	4,425	1.00	0.00	2.86	0.49
158 M PHOENIXVILLE PUBLIC LIBRARY	37,706	60	16,170	4.40	0.00	3.91	1.29
159 M SPRING CITY FR PUBLIC LIBRARY	10,144	48	2,999	2.14	0.00	1.09	0.00
160 M TREDYFFRIN PUBLIC LIBRARY	34,580	55	18,246	6.79	0.00	8.92	3.16
161 M WEST CHESTER PUBLIC LIBRARY	57,388	54	12,178	1.86	1.00	5.94	0.23
<i>Totals - Chester County</i>	498,886		213,508	57.79	3.60	144.52	19.72
162 H CLARION COUNTY LIBRARY SYSTEM	0		0	0.57	0.57	0.00	0.00
163 M CLARION FREE LIBRARY	20,821	59	11,017	2.00	2.00	4.54	0.86
164 M ECCLES LESHER MEMORIAL LIBRARY	5,319	31	2,724	1.00	1.00	0.57	0.00
165 M FOXBURG FREE LIBRARY ASSOC	5,114	35	708	0.00	0.00	1.00	0.00
166 M KNOX PUBLIC LIBRARY	7,615	45	1,747	0.00	1.00	1.66	0.37
167 M REDBANK VALLEY PUBLIC LIBRARY	7,991	36	2,362	1.07	1.07	1.57	1.07
<i>Totals - Clarion County</i>	46,860		18,558	4.64	5.64	9.34	2.30
168 CLEARFIELD COUNTY PUBLIC LIBRARY	46,293	52	3,698	1.00	0.00	5.14	0.17
169 DUBOIS PUBLIC LIBRARY	18,419	56	6,999	0.00	1.00	4.68	0.13
170 JOSEPH & ELIZABETH SHAW LIB	16,930	48	9,434	1.51	0.00	3.74	0.31
<i>Totals - Clearfield County</i>	81,642		20,131	2.51	1.00	13.56	0.61
171 ANNIE HALENBAKE ROSS LIBRARY	39,238	54	15,326	1.73	7.12	1.89	0.80
<i>Totals - Clinton County</i>	39,238		15,326	1.73	7.12	1.89	0.80
172 BLOOMSBURG PUBLIC LIBRARY	22,217	53	10,267	1.00	4.00	0.71	0.83
173 COLUMBIA COUNTY TRAVELING LIB AUTH	30,157	35	1,350	1.00	0.00	0.95	0.25
174 MCBRIDE MEMORIAL LIBRARY	14,153	51	7,783	2.00	0.00	6.51	0.71
<i>Totals - Columbia County</i>	66,527		19,400	4.00	4.00	8.18	1.79
175 H CRAWFORD CO FED LIB SYSTEM	0		36,182	0.00	0.00	0.00	0.00
176 M BENSON MEMORIAL LIBRARY, INC.	14,904	57	5,952	3.00	0.00	3.80	0.05
177 M CAMBRIDGE SPRINGS PUB LIBRARY ASSOC	8,459	45	2,855	0.80	0.03	0.86	0.00
178 M COCHRANTON AREA PUBLIC LIBRARY	5,391	36	2,232	0.58	0.47	0.00	1.08
179 M JAMES A STONE MEMORIAL LIBRARY	3,486	31	1,412	0.00	0.89	0.00	0.11
180 M LINESVILLE PUBLIC LIBRARY	5,453	32	1,434	0.00	1.00	0.48	0.00
181 M MARGARET SHONTZ MEM LIBRARY	4,191	35	1,959	0.00	1.17	0.00	0.00
182 M MEADVILLE LIB ART & HIST ASSOC	38,405	60	18,501	5.00	0.00	13.29	0.60
183 M SAEGERTOWN AREA LIBRARY	4,010	39	1,828	0.94	0.60	0.60	0.20
184 M SPRINGBORO PUBLIC LIBRARY	2,927	35	1,153	0.00	0.57	0.71	0.00
<i>Totals - Crawford County</i>	87,226		73,508	10.33	4.73	19.74	2.05

2013 PENNSYLVANIA PUBLIC LIBRARY STATISTICS  
ANALYSIS OF REVENUE, EXPENDITURES AND SERVICES OF STATE AIDED LIBRARIES  
PART I COLLECTION

LIBRARIES BY COUNTY	CATL ITEMS EOY	ITEMS/ CAPITA	PERIOD- ICAL PRINT TITLES	PERIOD- ICAL eTITLES	TOTAL CIRC	CIRC/ CAPITA	TURN- OVER	INTER LOAN LENT	INTER LOAN BORROW	WEB ACCESS PCs
152 M DOWNINGTOWN LIBRARY	28,904	0.67	47	0	106,357	2.47	3.68	34	40	6
153 M EASTTOWN LIBRARY & INFO CENTER	59,672	5.70	114	0	289,711	27.65	4.86	345	162	27
154 M HONEY BROOK COMM LIBRARY	33,740	1.95	29	0	72,234	4.18	2.14	152	20	5
155 M MALVERN PUBLIC LIBRARY	40,955	1.11	83	0	137,461	3.72	3.36	60	99	9
156 M OXFORD PUBLIC LIBRARY	57,817	2.24	75	0	138,329	5.36	2.39	101	95	10
157 M PARKESBURG FREE LIBRARY	32,145	2.46	46	0	80,004	6.11	2.49	78	65	8
158 M PHOENIXVILLE PUBLIC LIBRARY	69,133	1.83	108	0	250,155	6.63	3.62	225	176	21
159 M SPRING CITY FR PUBLIC LIBRARY	16,278	1.60	23	0	29,131	2.87	1.79	13	45	6
160 M TREDYFFRIN PUBLIC LIBRARY	127,522	3.69	232	0	369,926	10.70	2.90	190	192	45
161 M WEST CHESTER PUBLIC LIBRARY	53,538	0.93	61	0	156,761	2.73	2.93	57	197	11
<i>Totals - Chester County</i>	1,153,806	2.31	1,461	9	3,943,669	7.90	3.42	7,411	3,378	256
162 H CLARION COUNTY LIBRARY SYSTEM	780	0.00	0	0	0	0.00	0.00	0	0	0
163 M CLARION FREE LIBRARY	63,049	3.03	80	3	149,234	7.17	2.37	177	281	19
164 M ECCLES LESHER MEMORIAL LIBRARY	19,692	3.70	30	0	11,545	2.17	0.59	302	75	10
165 M FOXBURG FREE LIBRARY ASSOC	17,075	3.34	17	0	10,041	1.96	0.59	83	207	5
166 M KNOX PUBLIC LIBRARY	20,291	2.66	46	0	22,083	2.90	1.09	106	333	7
167 M REDBANK VALLEY PUBLIC LIBRARY	17,369	2.17	48	1	26,959	3.37	1.55	342	223	8
<i>Totals - Clarion County</i>	138,256	2.95	221	4	219,862	4.69	1.59	1,010	1,119	49
168 CLEARFIELD COUNTY PUBLIC LIBRARY	57,594	1.24	48	1	133,446	2.88	2.32	215	239	6
169 DUBOIS PUBLIC LIBRARY	45,990	2.50	74	0	79,546	4.32	1.73	272	462	8
170 JOSEPH & ELIZABETH SHAW LIB	47,404	2.80	65	0	82,526	4.87	1.74	63	205	11
<i>Totals - Clearfield County</i>	150,988	1.85	187	1	295,518	3.62	1.96	550	906	25
171 ANNIE HALENBAKE ROSS LIBRARY	78,402	2.00	96	2	166,806	4.25	2.13	272	217	23
<i>Totals - Clinton County</i>	78,402	2.00	96	2	166,806	4.25	2.13	272	217	23
172 BLOOMSBURG PUBLIC LIBRARY	42,382	1.91	50	0	129,976	5.85	3.07	79	38	5
173 COLUMBIA COUNTY TRAVELING LIB AUTH	22,300	0.74	10	0	26,487	0.88	1.19	1	0	0
174 MCBRIDE MEMORIAL LIBRARY	39,207	2.77	54	0	75,823	5.36	1.93	14	342	24
<i>Totals - Columbia County</i>	103,889	5	114	0	232,286	12	6	94	380	29
175 H CRAWFORD CO FED LIB SYSTEM	1,297	0.00	0	0	4,815	0.00	3.71	0	0	0
176 M BENSON MEMORIAL LIBRARY, INC.	66,097	4.43	148	0	58,013	3.89	0.88	84	137	9
177 M CAMBRIDGE SPRINGS PUB LIBRARY ASSOC	21,709	2.57	45	0	19,605	2.32	0.90	55	384	4
178 M COCHRANTON AREA PUBLIC LIBRARY	11,708	2.17	32	0	12,094	2.24	1.03	152	214	5
179 M JAMES A STONE MEMORIAL LIBRARY	25,773	7.39	32	0	19,689	5.65	0.76	188	59	7
180 M LINESVILLE PUBLIC LIBRARY	17,767	3.26	36	0	23,461	4.30	1.32	94	128	5
181 M MARGARET SHONTZ MEM LIBRARY	15,819	3.77	20	0	16,929	4.04	1.07	75	74	4
182 M MEADVILLE LIB ART & HIST ASSOC	98,153	2.56	305	0	207,435	5.40	2.11	175	198	19
183 M SAEGERTOWN AREA LIBRARY	22,518	5.62	25	0	20,938	5.22	0.93	207	58	8
184 M SPRINGBORO PUBLIC LIBRARY	11,360	3.88	25	0	13,727	4.69	1.21	42	63	4
<i>Totals - Crawford County</i>	292,201	3.35	668	0	396,706	4.55	1.36	1,072	1,315	65

2013 PENNSYLVANIA PUBLIC LIBRARY STATISTICS  
ANALYSIS OF REVENUE, EXPENDITURES AND SERVICES OF STATE AIDED LIBRARIES  
PART I REVENUE

LIBRARIES BY COUNTY	POPULA- TION SERVED	TOTAL LOCAL GOV REVENUE	STATE REVENUE	FEDERAL REVENUE	OTHER REVENUE	TOTAL REVENUE	SCHOOL BOARD REVENUE	EMPLOY- MENT PROGRAMS
152 M DOWNINGTOWN LIBRARY	43,124	99,941	65,324	24,507	63,002	252,774	0	0
153 M EASTTOWN LIBRARY & INFO CENTER	10,477	666,358	55,956	5,000	207,441	934,755	0	0
154 M HONEY BROOK COMM LIBRARY	17,262	60,813	47,519	0	80,828	189,160	0	0
155 M MALVERN PUBLIC LIBRARY	36,923	152,607	51,668	0	50,762	255,037	0	0
156 M OXFORD PUBLIC LIBRARY	25,814	83,860	77,698	4,379	87,138	253,075	0	4,379
157 M PARKESBURG FREE LIBRARY	13,089	48,753	44,713	0	38,905	132,371	0	0
158 M PHOENIXVILLE PUBLIC LIBRARY	37,706	593,772	86,916	0	244,682	925,370	508,326	0
159 M SPRING CITY FR PUBLIC LIBRARY	10,144	39,700	28,999	4,000	27,433	100,132	0	0
160 M TREDYFFRIN PUBLIC LIBRARY	34,580	1,124,140	132,684	0	233,580	1,490,404	0	0
161 M WEST CHESTER PUBLIC LIBRARY	57,388	215,837	75,490	0	305,452	596,779	0	0
<i>Totals - Chester County</i>	498,886	9,719,116	2,086,640	67,639	2,380,468	14,253,863	508,326	12,829
162 H CLARION COUNTY LIBRARY SYSTEM	0	21,000	27,926	0	93	49,019	0	0
163 M CLARION FREE LIBRARY	20,821	56,260	54,051	32,530	121,605	264,446	0	25,180
164 M ECCLES LESHER MEMORIAL LIBRARY	5,319	6,816	19,734	6,200	97,817	130,567	150	0
165 M FOXBURG FREE LIBRARY ASSOC	5,114	7,145	14,082	0	31,720	52,947	600	0
166 M KNOX PUBLIC LIBRARY	7,615	17,671	21,767	0	33,638	73,076	1,500	0
167 M REDBANK VALLEY PUBLIC LIBRARY	7,991	5,459	24,669	0	81,382	111,510	0	0
<i>Totals - Clarion County</i>	46,860	114,351	162,229	38,730	366,255	681,565	2,250	25,180
168 CLEARFIELD COUNTY PUBLIC LIBRARY	46,293	115,400	115,876	7,870	31,626	270,772	0	7,870
169 DUBOIS PUBLIC LIBRARY	18,419	134,619	60,380	0	46,561	241,560	0	0
170 JOSEPH & ELIZABETH SHAW LIB	16,930	9,220	55,953	0	94,012	159,185	0	0
<i>Totals - Clearfield County</i>	81,642	259,239	232,209	7,870	172,199	671,517	0	7,870
171 ANNIE HALENBAKE ROSS LIBRARY	39,238	106,875	142,866	1,000	386,574	637,315	0	0
<i>Totals - Clinton County</i>	39,238	106,875	142,866	1,000	386,574	637,315	0	0
172 BLOOMSBURG PUBLIC LIBRARY	22,217	26,937	56,725	3,254	209,901	296,817	0	3,254
173 COLUMBIA COUNTY TRAVELING LIB AUTH	30,157	64,863	21,531	0	10,158	96,552	0	0
174 MCBRIDE MEMORIAL LIBRARY	14,153	19,000	43,130	2,500	288,282	352,912	0	0
<i>Totals - Columbia County</i>	66,527	110,800	121,386	5,754	508,341	746,281	0	3,254
175 H CRAWFORD CO FED LIB SYSTEM	0	70,898	214	0	8,016	79,128	0	0
176 M BENSON MEMORIAL LIBRARY, INC.	14,904	132,803	135,143	0	109,074	377,020	0	0
177 M CAMBRIDGE SPRINGS PUB LIBRARY ASSOC	8,459	42,982	16,334	0	23,109	82,425	0	0
178 M COCHRANTON AREA PUBLIC LIBRARY	5,391	37,446	16,334	0	105,704	159,484	0	0
179 M JAMES A STONE MEMORIAL LIBRARY	3,486	36,210	16,334	0	4,788	57,332	0	0
180 M LINESVILLE PUBLIC LIBRARY	5,453	36,210	16,334	0	4,005	56,549	0	0
181 M MARGARET SHONTZ MEM LIBRARY	4,191	37,350	16,334	0	4,982	58,666	0	0
182 M MEADVILLE LIB ART & HIST ASSOC	38,405	249,996	282,309	60,000	143,231	735,536	0	0
183 M SAEGERTOWN AREA LIBRARY	4,010	27,150	16,334	0	27,260	70,744	0	0
184 M SPRINGBORO PUBLIC LIBRARY	2,927	27,150	16,334	0	6,327	49,811	0	0
<i>Totals - Crawford County</i>	87,226	698,195	532,004	60,000	436,496	1,726,695	0	0

2013 PENNSYLVANIA PUBLIC LIBRARY STATISTICS  
ANALYSIS OF REVENUE, EXPENDITURES AND SERVICES OF STATE AIDED LIBRARIES  
PART I EXPENDITURES

LIBRARIES BY COUNTY	SALARIES WAGES & BENEFITS	TOTAL LIBRARY MATERIALS	OTHER OPERATING TOTAL	TOTAL OPERATING EXPEND	TOT CAP EXP	OPR/ CAP	LOCAL OPERATING EXPEND	STATE OPERATING EXPEND	TOTAL FEDERAL EXPEND
152 M DOWNINGTOWN LIBRARY	202,424	30,336	24,796	257,556	5,350	5.972	167,725	65,324	24,507
153 M EASTTOWN LIBRARY & INFO CENTER	663,008	134,292	143,114	940,414	0	89.760	880,566	55,956	3,892
154 M HONEY BROOK COMM LIBRARY	103,405	17,234	47,214	167,853	0	9.724	120,334	47,519	0
155 M MALVERN PUBLIC LIBRARY	192,861	36,566	26,751	256,178	0	6.938	204,510	51,668	0
156 M OXFORD PUBLIC LIBRARY	234,333	37,428	41,816	313,577	39,260	12.148	231,500	77,698	4,379
157 M PARKESBURG FREE LIBRARY	117,895	23,115	27,324	168,334	0	12.861	123,621	44,713	0
158 M PHOENIXVILLE PUBLIC LIBRARY	562,826	99,256	163,840	825,922	0	21.904	739,006	86,916	0
159 M SPRING CITY FR PUBLIC LIBRARY	85,494	19,687	24,468	129,649	263,492	12.781	96,650	28,999	4,000
160 M TREDYFFRIN PUBLIC LIBRARY	990,382	179,410	287,090	1,456,882	0	42.131	1,324,198	132,684	0
161 M WEST CHESTER PUBLIC LIBRARY	274,669	64,759	223,076	562,504	0	9.802	487,014	75,490	0
<i>Totals - Chester County</i>	9,201,931	1,863,641	3,171,141	14,236,713	336,526	28.537	12,100,586	2,053,194	82,933
162 H CLARION COUNTY LIBRARY SYSTEM	30,997	19,839	5,763	56,599	0	0.000	28,673	27,926	0
163 M CLARION FREE LIBRARY	148,706	25,596	138,015	312,317	0	15.000	225,736	54,051	32,530
164 M ECCLES LESHER MEMORIAL LIBRARY	56,479	15,874	33,970	106,323	11,300	19.989	80,389	19,734	6,200
165 M FOXBURG FREE LIBRARY ASSOC	31,501	8,366	13,673	53,540	0	10.469	39,458	14,082	0
166 M KNOX PUBLIC LIBRARY	54,113	11,518	17,085	82,716	2,588	10.862	60,949	21,767	0
167 M REDBANK VALLEY PUBLIC LIBRARY	68,867	13,856	34,589	117,312	0	14.681	92,643	24,669	0
<i>Totals - Clarion County</i>	390,663	95,049	243,095	728,807	13,888	15.553	527,848	162,229	38,730
168 CLEARFIELD COUNTY PUBLIC LIBRARY	206,002	25,774	29,401	261,177	0	5.642	137,431	115,876	7,870
169 DUBOIS PUBLIC LIBRARY	170,507	31,693	46,488	248,688	13,309	13.502	188,308	60,380	0
170 JOSEPH & ELIZABETH SHAW LIB	126,306	29,774	62,692	218,772	0	12.922	162,819	55,953	0
<i>Totals - Clearfield County</i>	502,815	87,241	138,581	728,637	13,309	8.925	488,558	232,209	7,870
171 ANNIE HALENBAKE ROSS LIBRARY	342,943	76,701	158,556	578,200	25,528	14.736	434,334	142,866	1,000
<i>Totals - Clinton County</i>	342,943	76,701	158,556	578,200	25,528	14.736	434,334	142,866	1,000
172 BLOOMSBURG PUBLIC LIBRARY	204,003	38,358	73,162	315,523	0	14.202	255,544	58,493	1,486
173 COLUMBIA COUNTY TRAVELING LIB AUTH	53,932	18,481	24,139	96,552	0	3.202	75,021	21,531	0
174 MCBRIDE MEMORIAL LIBRARY	212,658	49,680	150,872	413,210	0	29.196	367,580	43,130	2,500
<i>Totals - Columbia County</i>	470,593	106,519	248,173	825,285	0	47	698,145	123,154	3,986
175 H CRAWFORD CO FED LIB SYSTEM	0	29,375	77,413	106,788	0	0.000	106,574	214	0
176 M BENSON MEMORIAL LIBRARY, INC.	229,815	47,555	99,316	376,686	0	25.274	241,543	135,143	0
177 M CAMBRIDGE SPRINGS PUB LIBRARY ASSOC	50,910	16,955	22,331	90,196	0	10.663	73,862	16,334	0
178 M COCHRANTON AREA PUBLIC LIBRARY	32,553	9,046	15,704	57,303	28,107	10.629	40,969	16,334	0
179 M JAMES A STONE MEMORIAL LIBRARY	28,428	11,066	23,838	63,332	0	18.168	46,998	16,334	0
180 M LINESVILLE PUBLIC LIBRARY	24,850	14,626	11,714	51,190	0	9.387	34,856	16,334	0
181 M MARGARET SHONTZ MEM LIBRARY	32,400	13,101	15,056	60,557	0	14.449	44,223	16,334	0
182 M MEADVILLE LIB ART & HIST ASSOC	635,399	89,611	170,172	895,182	0	23.309	552,873	282,309	60,000
183 M SAEGERTOWN AREA LIBRARY	42,629	13,605	21,098	77,332	0	19.285	60,998	16,334	0
184 M SPRINGBORO PUBLIC LIBRARY	28,883	11,609	11,493	51,985	0	17.761	35,651	16,334	0
<i>Totals - Crawford County</i>	1,105,867	256,549	468,135	1,830,551	28,107	20.986	1,238,547	532,004	60,000



2013 PENNSYLVANIA PUBLIC LIBRARY STATISTICS  
 ANALYSIS OF REVENUE, EXPENDITURES AND SERVICES OF STATE AIDED LIBRARIES  
 PART I HOURS & STAFF

LIBRARIES BY COUNTY	POPULA- TION SERVED	HOURS OPEN WEEKLY	TOTAL REGIS- TRATION	PROFES- SIONAL STAFF	LIBRARIAN STAFF	OTHER PAID STAFF	VOLUN- TEER STAFF
185 H CUMBERLAND COUNTY LIBRARY SYSTEM	0		446	5.01	0.00	9.81	0.24
186 M AMELIA S GIVIN LIBRARY	11,973	49	4,378	1.00	0.00	4.55	0.00
187 M BOSLER FREE LIBRARY	53,325	66	22,583	4.00	1.00	15.00	1.64
188 M CLEVE J. FREDRICKSEN LIBRARY	81,763	65	30,385	6.40	1.36	17.73	9.52
189 M JOHN GRAHAM PUBLIC LIBRARY	11,423	54	2,700	0.68	1.00	1.74	0.00
190 M JOSEPH T SIMPSON PUB LIBRARY	48,089	62	20,586	4.63	1.97	9.82	1.53
191 M NEW CUMBERLAND PUBLIC LIBRARY	7,277	45	9,871	1.34	0.00	6.77	0.86
192 M SHIPPENSBURG PUBLIC LIBRARY	30,881	60	10,246	1.01	0.00	9.73	1.87
<i>Totals - Cumberland County</i>	244,731		101,195	24.09	5.33	75.16	15.65
193 DAUPHIN COUNTY LIBRARY SYSTEM	234,520	65	119,609	17.00	0.00	81.89	4.21
194 HERSHEY PUBLIC LIBRARY	24,679	61	44,435	6.20	0.00	8.40	0.90
195 MIDDLETOWN PUBLIC LIBRARY	8,901	45	11,173	1.00	1.00	2.70	1.13
<i>Totals - Dauphin County</i>	268,100		175,217	24.20	1.00	92.99	6.24
196 H DELAWARE COUNTY LIBRARY SYSTEM	98,829	40	30,002	7.00	0.00	11.63	0.14
197 M ASTON FREE LIBRARY	16,592	54	5,935	1.46	0.00	2.20	1.46
198 M BOROUGH OF FOLCROFT PUBLIC LIBRARY	6,606	45	2,977	1.00	0.00	3.43	0.14
199 M COLLINGDALE PUBLIC LIBRARY	8,786	45	3,603	0.00	0.71	1.71	0.57
200 M DARBY LIBRARY	10,687	46	7,615	0.00	0.57	1.46	0.29
201 M GLENOLDEN LIBRARY	7,153	46	3,532	0.00	1.14	1.14	0.29
202 M HAVERFORD TOWNSHIP FREE LIBRARY	48,484	59	24,457	6.94	0.00	12.46	1.34
203 M HELEN KATE FURNESS FR LIBRARY	14,619	51	7,760	2.40	0.00	1.00	1.28
204 M J LEWIS CROZER LIBRARY	33,972	58	11,883	2.00	2.00	4.51	0.00
205 M LANSDOWNE PUBLIC LIBRARY	10,620	66	8,303	2.08	1.00	6.15	1.08
206 M MARPLE PUBLIC LIBRARY	23,428	63	18,594	1.00	4.54	6.17	0.57
207 M MARY M CAMPBELL LIBRARY	2,397	35	440	1.00	0.00	0.71	0.06
208 M MED UPPER PROV FREE LIBRARY	15,469	55	8,258	3.61	0.00	1.83	0.86
209 M MEM LIBRARY OF RADNOR TWNSHP	31,531	72	14,839	8.69	0.00	9.31	0.21
210 M MIDDLETOWN FREE LIBRARY	15,807	55	6,659	1.00	2.00	4.32	0.53
211 M NEWTOWN PUBLIC LIBRARY	12,216	47	5,500	2.60	0.00	1.48	1.23
212 M NORWOOD PUBLIC LIBRARY	5,890	47	2,024	0.00	0.86	2.71	0.00
213 M PROSPECT PARK FREE LIBRARY	6,454	35	2,857	0.00	0.83	1.34	0.00
214 M RACHEL KOHL COMMUNITY LIBRARY	17,231	58	13,637	3.00	0.00	3.78	2.40
215 M RIDLEY PARK PUBLIC LIBRARY	7,002	45	3,519	0.00	0.86	2.80	0.00
216 M RIDLEY TOWNSHIP PUBLIC LIBRARY	30,768	52	11,946	4.60	0.00	6.60	0.20
217 M SHARON HILL PUBLIC LIBRARY	5,697	41	4,010	0.00	1.14	1.14	0.29
218 M SPRINGFIELD TOWNSHIP LIBRARY	24,211	61	16,155	4.00	0.00	6.74	0.09
219 M SWARTHMORE PUBLIC LIBRARY	6,194	62	4,480	1.00	1.00	1.77	2.00
220 M TINICUM MEMORIAL PUB LIBRARY	4,091	39	2,190	0.00	0.80	2.14	0.00
221 M UPPER DARBY TWP & SELLERS MEM LIB	82,795	73	34,853	10.62	1.00	11.24	0.00
222 M YEADON PUBLIC LIBRARY	11,443	59	6,173	1.00	1.00	5.13	0.10
<i>Totals - Delaware County</i>	558,972		262,201	65.00	19.46	114.91	15.10

2013 PENNSYLVANIA PUBLIC LIBRARY STATISTICS  
 ANALYSIS OF REVENUE, EXPENDITURES AND SERVICES OF STATE AIDED LIBRARIES  
 PART I COLLECTION

LIBRARIES BY COUNTY	CATL ITEMS EOY	ITEMS/ CAPITA	PERIOD- ICAL PRINT TITLES	PERIOD- ICAL eTITLES	TOTAL CIRC	CIRC/ CAPITA	TURN- OVER	INTER LOAN LENT	INTER LOAN BORROW	WEB ACCESS PCs
185 H CUMBERLAND COUNTY LIBRARY SYSTEM	11,585	0.00	18	0	105,563	0.00	9.11	194	3,387	0
186 M AMELIA S GIVIN LIBRARY	36,918	3.08	87	0	134,845	11.26	3.65	18,287	15,145	6
187 M BOSLER FREE LIBRARY	106,748	2.00	132	0	514,054	9.64	4.82	33,357	42,584	36
188 M CLEVE J. FREDRICKSEN LIBRARY	136,053	1.66	153	0	883,336	10.80	6.49	47,772	48,686	28
189 M JOHN GRAHAM PUBLIC LIBRARY	36,409	3.19	109	0	58,930	5.16	1.62	10,722	9,373	6
190 M JOSEPH T SIMPSON PUB LIBRARY	108,982	2.27	100	0	584,236	12.15	5.36	38,096	29,900	17
191 M NEW CUMBERLAND PUBLIC LIBRARY	85,509	11.75	76	0	221,472	30.43	2.59	28,095	18,230	9
192 M SHIPPENSBURG PUBLIC LIBRARY	61,099	1.98	103	0	233,276	7.55	3.82	20,822	26,747	10
<i>Totals - Cumberland County</i>	583,303	2.38	778	0	2,735,712	11.18	4.69	197,345	194,052	112
193 DAUPHIN COUNTY LIBRARY SYSTEM	352,907	1.50	244	0	1,238,830	5.28	3.51	7,586	7,275	149
194 HERSHEY PUBLIC LIBRARY	117,475	4.76	176	1	346,401	14.04	2.95	1,360	1,228	32
195 MIDDLETOWN PUBLIC LIBRARY	28,536	3.21	42	0	53,968	6.06	1.89	3,251	2,510	9
<i>Totals - Dauphin County</i>	498,918	1.86	462	1	1,639,199	6.11	3.29	12,197	11,013	190
196 H DELAWARE COUNTY LIBRARY SYSTEM	23,053	0.23	41	130	212,601	2.15	9.22	3,974	1,901	2
197 M ASTON FREE LIBRARY	48,406	2.92	55	0	103,290	6.23	2.13	12,552	11,609	12
198 M BOROUGH OF FOLCROFT PUBLIC LIBRARY	22,338	3.38	26	0	12,126	1.84	0.54	4,600	4,305	10
199 M COLLINGDALE PUBLIC LIBRARY	33,802	3.85	30	0	13,562	1.54	0.40	2,955	1,442	8
200 M DARBY LIBRARY	17,711	1.66	11	0	10,099	0.94	0.57	1,847	2,063	5
201 M GLENOLDEN LIBRARY	16,809	2.35	32	0	10,584	1.48	0.63	31	26	5
202 M HAVERFORD TOWNSHIP FREE LIBRARY	131,053	2.70	119	0	340,088	7.01	2.60	22,296	23,921	23
203 M HELEN KATE FURNESS FR LIBRARY	46,744	3.20	61	0	58,793	4.02	1.26	4,774	9,858	7
204 M J LEWIS CROZER LIBRARY	50,224	1.48	83	0	28,629	0.84	0.57	8,196	2,785	10
205 M LANSLOWNE PUBLIC LIBRARY	71,655	6.75	65	0	86,255	8.12	1.20	9,905	11,353	12
206 M MARPLE PUBLIC LIBRARY	161,275	6.88	79	0	281,389	12.01	1.74	8,367	7,988	24
207 M MARY M CAMPBELL LIBRARY	18,007	7.51	39	0	6,901	2.88	0.38	1,320	1,103	4
208 M MED UPPER PROV FREE LIBRARY	46,670	3.02	49	0	96,836	6.26	2.07	8,587	13,514	13
209 M MEM LIBRARY OF RADNOR TWNSHP	127,649	4.05	157	0	250,391	7.94	1.96	21,026	15,341	18
210 M MIDDLETOWN FREE LIBRARY	65,620	4.15	56	0	149,244	9.44	2.27	12,779	11,815	8
211 M NEWTOWN PUBLIC LIBRARY	56,273	4.61	87	0	86,524	7.08	1.54	9,374	8,314	10
212 M NORWOOD PUBLIC LIBRARY	21,954	3.73	34	0	25,750	4.37	1.17	3,908	2,700	5
213 M PROSPECT PARK FREE LIBRARY	12,094	1.87	13	0	11,839	1.83	0.98	2,560	1,447	4
214 M RACHEL KOHL COMMUNITY LIBRARY	47,275	2.74	57	0	144,919	8.41	3.07	6,571	21,581	9
215 M RIDLEY PARK PUBLIC LIBRARY	17,344	2.48	39	0	25,571	3.65	1.47	4,010	3,466	7
216 M RIDLEY TOWNSHIP PUBLIC LIBRARY	53,727	1.75	145	0	141,882	4.61	2.64	13,217	12,909	18
217 M SHARON HILL PUBLIC LIBRARY	18,729	3.29	15	0	17,490	3.07	0.93	3,897	4,132	4
218 M SPRINGFIELD TOWNSHIP LIBRARY	121,761	5.03	87	0	146,280	6.04	1.20	11,060	14,224	10
219 M SWARTHMORE PUBLIC LIBRARY	55,243	8.92	91	0	114,061	18.41	2.06	8,285	9,225	5
220 M TINICUM MEMORIAL PUB LIBRARY	22,718	5.55	19	0	14,126	3.45	0.62	3,206	1,365	9
221 M UPPER DARBY TWP & SELLERS MEM LIB	128,445	1.55	213	0	215,753	2.61	1.68	16,264	34,620	37
222 M YEADON PUBLIC LIBRARY	48,275	4.22	69	0	41,677	3.64	0.86	7,314	2,873	6
<i>Totals - Delaware County</i>	1,484,854	2.66	1,772	130	2,646,660	4.73	1.78	212,875	235,880	285

2013 PENNSYLVANIA PUBLIC LIBRARY STATISTICS  
ANALYSIS OF REVENUE, EXPENDITURES AND SERVICES OF STATE AIDED LIBRARIES  
PART I REVENUE

LIBRARIES BY COUNTY	POPULA- TION SERVED	TOTAL LOCAL GOV REVENUE	STATE REVENUE	FEDERAL REVENUE	OTHER REVENUE	TOTAL REVENUE	SCHOOL BOARD REVENUE	EMPLOY- MENT PROGRAMS
185 H CUMBERLAND COUNTY LIBRARY SYSTEM	0	853,930	351,113	5,416	27,275	1,237,734	0	0
186 M AMELIA S GIVIN LIBRARY	11,973	160,055	46,318	0	107,638	314,011	0	0
187 M BOSLER FREE LIBRARY	53,325	482,332	138,744	6,887	353,853	981,816	0	6,887
188 M CLEVE J. FREDRICKSEN LIBRARY	81,763	729,569	207,485	0	389,971	1,327,025	0	0
189 M JOHN GRAHAM PUBLIC LIBRARY	11,423	99,649	28,577	0	10,424	138,650	0	0
190 M JOSEPH T SIMPSON PUB LIBRARY	48,089	509,032	136,909	0	249,993	895,934	7,640	0
191 M NEW CUMBERLAND PUBLIC LIBRARY	7,277	243,563	67,672	0	172,837	484,072	0	0
192 M SHIPPENSBURG PUBLIC LIBRARY	30,881	218,867	62,513	0	280,067	561,447	0	0
<i>Totals - Cumberland County</i>	244,731	3,296,997	1,039,331	12,303	1,592,058	5,940,689	7,640	6,887
193 DAUPHIN COUNTY LIBRARY SYSTEM	234,520	4,695,015	1,336,575	522	667,411	6,699,523	0	0
194 HERSHEY PUBLIC LIBRARY	24,679	1,027,768	66,631	0	71,024	1,165,423	0	0
195 MIDDLETOWN PUBLIC LIBRARY	8,901	89,650	30,010	0	0	119,660	0	0
<i>Totals - Dauphin County</i>	268,100	5,812,433	1,433,216	522	738,435	7,984,606	0	0
196 H DELAWARE COUNTY LIBRARY SYSTEM	98,829	1,472,514	890,483	8,440	103,415	2,474,852	0	0
197 M ASTON FREE LIBRARY	16,592	74,483	40,494	2,500	66,453	183,930	0	0
198 M BOROUGH OF FOLCROFT PUBLIC LIBRARY	6,606	94,672	21,827	0	8,581	125,080	1,000	0
199 M COLLINGDALE PUBLIC LIBRARY	8,786	44,704	16,505	6,478	12,754	80,441	1,000	6,478
200 M DARBY LIBRARY	10,687	41,041	20,015	14,833	14,637	90,526	0	14,833
201 M GLENOLDEN LIBRARY	7,153	55,975	19,357	0	3,778	79,110	0	0
202 M HAVERFORD TOWNSHIP FREE LIBRARY	48,484	1,082,923	152,711	0	191,044	1,426,678	0	0
203 M HELEN KATE FURNESS FR LIBRARY	14,619	97,469	44,488	0	96,317	238,274	0	0
204 M J LEWIS CROZER LIBRARY	33,972	380,148	112,436	19,872	65,036	577,492	0	19,872
205 M LANSDOWNE PUBLIC LIBRARY	10,620	434,890	37,569	0	52,423	524,882	0	0
206 M MARPLE PUBLIC LIBRARY	23,428	613,671	84,733	0	119,300	817,704	0	0
207 M MARY M CAMPBELL LIBRARY	2,397	75,844	9,387	0	1,511	86,742	0	0
208 M MED UPPER PROV FREE LIBRARY	15,469	198,000	50,905	0	134,483	383,388	8,000	0
209 M MEM LIBRARY OF RADNOR TWNSHP	31,531	852,801	97,744	989	189,241	1,140,775	0	0
210 M MIDDLETOWN FREE LIBRARY	15,807	279,123	51,170	18,525	96,246	445,064	8,000	0
211 M NEWTOWN PUBLIC LIBRARY	12,216	202,919	37,933	0	55,976	296,828	0	0
212 M NORWOOD PUBLIC LIBRARY	5,890	123,559	20,447	0	14,763	158,769	0	0
213 M PROSPECT PARK FREE LIBRARY	6,454	32,142	14,425	0	24,085	70,652	0	0
214 M RACHEL KOHL COMMUNITY LIBRARY	17,231	269,412	35,521	4,018	57,706	366,657	0	0
215 M RIDLEY PARK PUBLIC LIBRARY	7,002	106,830	22,988	0	4,349	134,167	2,000	0
216 M RIDLEY TOWNSHIP PUBLIC LIBRARY	30,768	471,941	98,216	0	65,825	635,982	4,000	0
217 M SHARON HILL PUBLIC LIBRARY	5,697	76,256	18,079	6,410	6,315	107,060	1,000	6,410
218 M SPRINGFIELD TOWNSHIP LIBRARY	24,211	784,941	111,468	0	117,357	1,013,766	0	0
219 M SWARTHMORE PUBLIC LIBRARY	6,194	126,133	23,116	0	93,090	242,339	0	0
220 M TINICUM MEMORIAL PUB LIBRARY	4,091	86,648	15,581	2,500	4,098	108,827	0	0
221 M UPPER DARBY TWP & SELLERS MEM LIB	82,795	1,290,065	240,705	0	126,516	1,657,286	0	0
222 M YEADON PUBLIC LIBRARY	11,443	281,304	37,543	0	20,134	338,981	0	0
<i>Totals - Delaware County</i>	558,972	9,650,408	2,325,846	84,565	1,745,433	13,806,253	25,000	47,593

2013 PENNSYLVANIA PUBLIC LIBRARY STATISTICS  
 ANALYSIS OF REVENUE, EXPENDITURES AND SERVICES OF STATE AIDED LIBRARIES  
 PART I EXPENDITURES

LIBRARIES BY COUNTY	SALARIES WAGES & BENEFITS	TOTAL LIBRARY MATERIALS	OTHER OPERATING TOTAL	TOTAL OPERATING EXPEND	TOT CAP EXP	OPR/ CAP	LOCAL OPERATING EXPEND	STATE OPERATING EXPEND	TOTAL FEDERAL EXPEND
185 H CUMBERLAND COUNTY LIBRARY SYSTEM	865,196	238,666	346,155	1,450,017	0	0.000	1,094,081	351,113	4,823
186 M AMELIA S GIVIN LIBRARY	192,664	41,058	71,547	305,269	4,965	25.496	258,951	46,318	0
187 M BOSLER FREE LIBRARY	656,660	113,978	259,804	1,030,442	828,844	19.324	884,811	138,744	6,887
188 M CLEVE J. FREDRICKSEN LIBRARY	829,609	170,886	347,356	1,347,851	0	16.485	1,140,366	207,485	0
189 M JOHN GRAHAM PUBLIC LIBRARY	77,776	24,012	32,042	133,830	0	11.716	105,253	28,577	0
190 M JOSEPH T SIMPSON PUB LIBRARY	529,756	105,767	243,982	879,505	0	18.289	742,596	136,909	0
191 M NEW CUMBERLAND PUBLIC LIBRARY	282,214	48,198	100,860	431,272	0	59.265	363,600	67,672	0
192 M SHIPPENSBURG PUBLIC LIBRARY	332,341	63,715	148,009	544,065	24,771	17.618	481,552	62,513	0
<i>Totals - Cumberland County</i>	3,766,216	806,280	1,549,755	6,122,251	858,580	25.016	5,071,210	1,039,331	11,710
193 DAUPHIN COUNTY LIBRARY SYSTEM	3,758,135	820,496	2,638,255	7,216,886	0	30.773	5,879,789	1,336,575	522
194 HERSHEY PUBLIC LIBRARY	778,678	154,643	232,132	1,165,453	0	47.224	1,098,822	66,631	0
195 MIDDLETOWN PUBLIC LIBRARY	129,828	35,920	25,814	191,562	0	21.521	161,552	30,010	0
<i>Totals - Dauphin County</i>	4,666,641	1,011,059	2,896,201	8,573,901	0	31.980	7,140,163	1,433,216	522
196 H DELAWARE COUNTY LIBRARY SYSTEM	1,080,326	797,560	749,539	2,627,425	0	26.586	1,736,942	890,483	0
197 M ASTON FREE LIBRARY	105,243	46,411	24,741	176,395	0	10.631	133,401	40,494	2,500
198 M BOROUGH OF FOLCROFT PUBLIC LIBRARY	84,669	17,799	24,238	126,706	0	19.180	104,879	21,827	0
199 M COLLINGDALE PUBLIC LIBRARY	54,314	11,743	18,860	84,917	0	9.665	61,934	16,505	6,478
200 M DARBY LIBRARY	71,202	3,455	16,772	91,429	0	8.555	56,581	20,015	14,833
201 M GLENOLDEN LIBRARY	52,132	7,086	23,962	83,180	0	11.629	63,823	19,357	0
202 M HAVERFORD TOWNSHIP FREE LIBRARY	941,539	176,390	339,620	1,457,549	0	30.062	1,304,838	152,711	0
203 M HELEN KATE FURNESS FR LIBRARY	167,139	21,671	52,019	240,829	0	16.474	196,341	44,488	0
204 M J LEWIS CROZER LIBRARY	388,390	54,584	131,457	574,431	0	16.909	442,123	112,436	19,872
205 M LANSDOWNE PUBLIC LIBRARY	392,305	64,338	68,241	524,884	0	49.424	487,315	37,569	0
206 M MARPLE PUBLIC LIBRARY	620,252	120,029	73,615	813,896	0	34.740	729,163	84,733	0
207 M MARY M CAMPBELL LIBRARY	73,592	9,305	2,334	85,231	0	35.557	75,844	9,387	0
208 M MED UPPER PROV FREE LIBRARY	190,771	54,112	116,978	361,861	0	23.393	310,956	50,905	0
209 M MEM LIBRARY OF RADNOR TWNSHP	925,833	174,916	231,734	1,332,483	0	42.259	1,233,750	97,744	989
210 M MIDDLETOWN FREE LIBRARY	247,658	64,343	145,015	457,016	0	28.912	383,070	51,170	22,776
211 M NEWTOWN PUBLIC LIBRARY	173,195	50,078	107,539	330,812	0	27.080	292,879	37,933	0
212 M NORWOOD PUBLIC LIBRARY	87,012	24,182	42,350	153,544	0	26.069	133,097	20,447	0
213 M PROSPECT PARK FREE LIBRARY	52,011	9,223	7,219	68,453	0	10.606	54,028	14,425	0
214 M RACHEL KOHL COMMUNITY LIBRARY	247,042	33,029	74,303	354,374	0	20.566	314,835	35,521	4,018
215 M RIDLEY PARK PUBLIC LIBRARY	101,592	16,717	9,849	128,158	0	18.303	105,170	22,988	0
216 M RIDLEY TOWNSHIP PUBLIC LIBRARY	502,096	93,611	35,092	630,799	0	20.502	532,583	98,216	0
217 M SHARON HILL PUBLIC LIBRARY	89,519	10,643	2,908	103,070	0	18.092	78,581	18,079	6,410
218 M SPRINGFIELD TOWNSHIP LIBRARY	706,282	109,947	163,180	979,409	0	40.453	867,941	111,468	0
219 M SWARTHMORE PUBLIC LIBRARY	186,125	47,477	9,610	243,212	0	39.266	220,096	23,116	0
220 M TINICUM MEMORIAL PUB LIBRARY	76,330	14,921	26,004	117,255	0	28.662	99,174	15,581	2,500
221 M UPPER DARBY TWP & SELLERS MEM LIB	1,210,525	127,067	254,814	1,592,406	0	19.233	1,351,701	240,705	0
222 M YEADON PUBLIC LIBRARY	218,008	52,789	57,099	327,896	0	28.655	290,353	37,543	0
<i>Totals - Delaware County</i>	9,045,102	2,213,426	2,809,092	14,067,620	0	25.167	11,661,398	2,325,846	80,376

2013 PENNSYLVANIA PUBLIC LIBRARY STATISTICS  
 ANALYSIS OF REVENUE, EXPENDITURES AND SERVICES OF STATE AIDED LIBRARIES  
 PART I HOURS & STAFF

LIBRARIES BY COUNTY		POPULA- TION SERVED	HOURS OPEN WEEKLY	TOTAL REGIS- TRATION	PROFES- SIONAL STAFF	LIBRARIAN STAFF	OTHER PAID STAFF	VOLUN- TEER STAFF
223	JOHNSONBURG PUBLIC LIBRARY	2,483	40	3,195	0.00	1.00	0.46	0.17
224	RIDGWAY FREE PUBLIC LIBRARY	8,286	44	4,962	0.00	1.00	1.90	0.00
225	SAINT MARYS PUBLIC LIBRARY	13,070	50	6,871	1.00	0.00	4.10	0.00
226	WILCOX PUBLIC LIBRARY	1,624	26	739	0.00	0.57	0.00	0.17
	<i>Totals - Elk County</i>	25,463		15,767	1.00	2.57	6.46	0.34
227	ALBION AREA PUBLIC LIBRARY	1,516	26	2,861	0.00	0.74	0.74	0.03
228	CORRY PUBLIC LIBRARY	11,963	52	9,256	1.00	1.00	4.79	0.11
229	ERIE COUNTY PUBLIC LIBRARY	245,988	66	118,609	15.01	1.01	59.73	1.25
230	MCCORD MEMORIAL LIBRARY	10,609	54	7,952	1.00	0.00	4.14	0.00
231	RICE AVENUE COMMUNITY PUBLIC LIBRARY	6,135	35	3,957	1.00	0.00	0.70	0.08
232	UNION CITY PUBLIC LIBRARY	6,894	45	5,000	0.00	1.00	1.05	0.13
233	WATERFORD PUBLIC LIBRARY	1,517	26	1,519	0.00	0.57	0.29	0.00
	<i>Totals - Erie County</i>	284,622		149,154	18.01	4.33	71.44	1.59
234	BROWNSVILLE FR PUBLIC LIBRARY	15,055	45	2,421	1.01	0.00	1.20	0.00
235	CARNEGIE FREE LIBRARY	34,479	50	9,476	2.00	2.00	6.14	0.29
236	GERMAN MASONTOWN PUB LIBRARY	10,352	32	5,637	0.91	0.00	1.71	2.34
237	UNIONTOWN PUBLIC LIBRARY	10,372	45	6,819	2.00	0.00	4.99	0.00
	<i>Totals - Fayette County</i>	70,258		24,353	5.93	2.00	14.04	2.63
238	MARIENVILLE AREA LIBRARY	4,395	28	1,485	0.00	1.00	0.34	0.00
239	SARAH S BOVARD MEM LIBRARY	3,321	35	3,549	0.00	1.00	0.51	0.71
	<i>Totals - Forest County</i>	7,716		5,034	0.00	2.00	0.86	0.71
240 H	FRANKLIN COUNTY LIBRARY SYSTEM	115,716	66	49,520	7.71	0.71	30.91	1.00
241 M	ALEXANDER HAMILTON MEM FR LIB	24,577	47	13,718	2.00	0.00	6.63	0.34
	<i>Totals - Franklin County</i>	140,293		63,238	9.71	0.71	37.54	1.34
242	FULTON COUNTY LIBRARY	14,845	52	9,922	1.01	1.01	5.01	0.72
	<i>Totals - Fulton County</i>	14,845		9,922	1.01	1.01	5.01	0.72
243 H	GREENE COUNTY LIBRARY SYSTEM	0	0	0	1.23	0.00	0.00	0.00
244 M	EVA K BOWLBY PUBLIC LIBRARY	26,468	52	4,862	1.00	0.86	7.77	2.74
245 M	FLENNIKEN PUBLIC LIBRARY	12,218	50	5,656	1.00	0.49	1.26	1.26
	<i>Totals - Greene County</i>	38,686		10,518	3.23	1.34	9.03	4.00
246	HUNTINGDON COUNTY LIBRARY	45,913	50	8,010	1.01	0.00	8.27	0.11
	<i>Totals - Huntingdon County</i>	45,913		8,010	1.01	0.00	8.27	0.11
247	BLAIRSVILLE PUBLIC LIBRARY	3,412	35	2,582	0.00	2.17	0.00	0.20
248	BURRELL TOWNSHIP LIBRARY	4,393	30	987	0.00	0.89	0.00	0.43
249	INDIANA FREE LIBRARY INC	32,924	50	12,034	5.17	0.00	2.63	0.89
	<i>Totals - Indiana County</i>	40,729		15,603	5.17	3.06	2.63	1.51

2013 PENNSYLVANIA PUBLIC LIBRARY STATISTICS  
ANALYSIS OF REVENUE, EXPENDITURES AND SERVICES OF STATE AIDED LIBRARIES  
PART I COLLECTION

LIBRARIES BY COUNTY		CATL ITEMS EOY	ITEMS/ CAPITA	PERIOD- ICAL PRINT TITLES	PERIOD- ICAL eTITLES	TOTAL CIRC	CIRC/ CAPITA	TURN- OVER	INTER LOAN LENT	INTER LOAN BORROW	WEB ACCESS PCs
223	JOHNSONBURG PUBLIC LIBRARY	27,015	10.88	30	0	10,471	4.22	0.39	120	30	5
224	RIDGWAY FREE PUBLIC LIBRARY	22,565	2.72	33	0	24,324	2.94	1.08	38	41	7
225	SAINT MARYS PUBLIC LIBRARY	58,340	4.46	96	0	85,682	6.56	1.47	168	588	16
226	WILCOX PUBLIC LIBRARY	15,711	9.67	12	0	3,966	2.44	0.25	17	45	3
	<i>Totals - Elk County</i>	123,631	4.86	171	0	124,443	4.89	1.01	343	704	31
227	ALBION AREA PUBLIC LIBRARY	18,644	12.30	14	0	21,206	13.99	1.14	2,637	2,673	4
228	CORRY PUBLIC LIBRARY	77,060	6.44	94	0	88,594	7.41	1.15	11,122	7,426	15
229	ERIE COUNTY PUBLIC LIBRARY	370,537	1.51	366	0	1,316,934	5.35	3.55	38,300	28,860	80
230	MCCORD MEMORIAL LIBRARY	44,778	4.22	92	3	78,390	7.39	1.75	6,692	9,799	8
231	RICE AVENUE COMMUNITY PUBLIC LIBRARY	18,515	3.02	24	0	38,868	6.34	2.10	4,842	9,197	6
232	UNION CITY PUBLIC LIBRARY	27,677	4.01	38	0	24,675	3.58	0.89	3,995	4,238	10
233	WATERFORD PUBLIC LIBRARY	18,434	12.15	34	0	21,332	14.06	1.16	3,097	4,440	1
	<i>Totals - Erie County</i>	575,645	2.02	662	3	1,589,999	5.59	2.76	70,685	66,633	124
234	BROWNSVILLE FR PUBLIC LIBRARY	20,171	1.34	38	0	11,055	0.73	0.55	73	195	3
235	CARNEGIE FREE LIBRARY	38,007	1.10	20	0	18,041	0.52	0.47	40	220	15
236	GERMAN MASONTOWN PUB LIBRARY	27,274	2.63	35	0	17,123	1.65	0.63	53	254	8
237	UNIONTOWN PUBLIC LIBRARY	97,076	9.36	58	0	68,582	6.61	0.71	583	1,081	15
	<i>Totals - Fayette County</i>	182,528	2.60	151	0	114,801	1.63	0.63	749	1,750	41
238	MARIENVILLE AREA LIBRARY	15,025	3.42	42	0	7,680	1.75	0.51	65	269	6
239	SARAH S BOVARD MEM LIBRARY	27,135	8.17	33	1	18,213	5.48	0.67	104	223	7
	<i>Totals - Forest County</i>	42,160	5.46	75	1	25,893	3.36	0.61	169	492	13
240 H	FRANKLIN COUNTY LIBRARY SYSTEM	228,427	1.97	186	1	365,879	3.16	1.60	1,191	1,298	74
241 M	ALEXANDER HAMILTON MEM FR LIB	68,945	2.81	78	0	141,281	5.75	2.05	388	1,366	13
	<i>Totals - Franklin County</i>	297,372	2.12	264	1	507,160	3.62	1.71	1,579	2,664	87
242	FULTON COUNTY LIBRARY	63,417	4.27	70	0	74,157	5.00	1.17	9,015	1,377	19
	<i>Totals - Fulton County</i>	63,417	4.27	70	0	74,157	5.00	1.17	9,015	1,377	19
243 H	GREENE COUNTY LIBRARY SYSTEM	0	0.00	0	0	738	0.00	0.00	0	0	0
244 M	EVA K BOWLBY PUBLIC LIBRARY	61,433	2.32	81	0	41,343	1.56	0.67	86	419	22
245 M	FLENNIKEN PUBLIC LIBRARY	29,333	2.40	58	0	20,525	1.68	0.70	320	107	10
	<i>Totals - Greene County</i>	90,766	2.35	139	0	62,606	1.62	0.69	406	526	32
246	HUNTINGDON COUNTY LIBRARY	74,698	1.63	75	0	74,282	1.62	0.99	49	120	6
	<i>Totals - Huntingdon County</i>	74,698	1.63	75	0	74,282	1.62	0.99	49	120	6
247	BLAIRSVILLE PUBLIC LIBRARY	37,114	10.88	32	0	31,989	9.38	0.86	93	186	10
248	BURRELL TOWNSHIP LIBRARY	16,934	3.85	12	0	8,846	2.01	0.52	25	27	8
249	INDIANA FREE LIBRARY INC	82,183	2.50	108	50	93,187	2.83	1.13	222	723	13
	<i>Totals - Indiana County</i>	136,231	3.34	152	50	134,022	3.29	0.98	340	936	31

2013 PENNSYLVANIA PUBLIC LIBRARY STATISTICS  
 ANALYSIS OF REVENUE, EXPENDITURES AND SERVICES OF STATE AIDED LIBRARIES  
 PART I REVENUE

LIBRARIES BY COUNTY		POPULA- TION SERVED	TOTAL LOCAL GOV REVENUE	STATE REVENUE	FEDERAL REVENUE	OTHER REVENUE	TOTAL REVENUE	SCHOOL BOARD REVENUE	EMPLOY- MENT PROGRAMS
223	JOHNSONBURG PUBLIC LIBRARY	2,483	29,200	14,907	0	36,032	80,139	0	2,325
224	RIDGWAY FREE PUBLIC LIBRARY	8,286	24,452	24,329	0	33,131	81,912	0	1,430
225	SAINT MARYS PUBLIC LIBRARY	13,070	131,227	48,612	0	139,441	319,280	0	2,667
226	WILCOX PUBLIC LIBRARY	1,624	11,326	6,103	0	14,284	31,713	0	708
	<i>Totals - Elk County</i>	25,463	196,205	93,951	0	222,888	513,044	0	7,130
227	ALBION AREA PUBLIC LIBRARY	1,516	11,042	3,945	0	33,707	48,694	0	0
228	CORRY PUBLIC LIBRARY	11,963	210,495	39,227	0	30,120	279,842	164,853	0
229	ERIE COUNTY PUBLIC LIBRARY	245,988	4,675,159	1,368,656	0	247,441	6,291,256	2,445	0
230	MCCORD MEMORIAL LIBRARY	10,609	94,746	39,491	0	98,726	232,963	0	1,375
231	RICE AVENUE COMMUNITY PUBLIC LIBRARY	6,135	32,997	9,560	0	32,766	75,323	0	0
232	UNION CITY PUBLIC LIBRARY	6,894	40,657	25,624	0	18,367	84,648	0	2,784
233	WATERFORD PUBLIC LIBRARY	1,517	27,931	3,742	0	13,739	45,412	0	0
	<i>Totals - Erie County</i>	284,622	5,093,027	1,490,245	0	474,866	7,058,138	167,298	4,159
234	BROWNSVILLE FR PUBLIC LIBRARY	15,055	10,610	24,801	0	16,248	51,659	0	0
235	CARNEGIE FREE LIBRARY	34,479	44,960	59,801	6,815	162,515	274,091	6,750	6,815
236	GERMAN MASONTOWN PUB LIBRARY	10,352	30,418	19,485	0	27,926	77,829	6,808	0
237	UNIONTOWN PUBLIC LIBRARY	10,372	168,346	43,151	0	99,578	311,075	0	0
	<i>Totals - Fayette County</i>	70,258	254,334	147,238	6,815	306,267	714,654	13,558	6,815
238	MARIENVILLE AREA LIBRARY	4,395	19,159	20,668	0	10,368	50,195	0	0
239	SARAH S BOVARD MEM LIBRARY	3,321	24,672	25,141	0	10,658	60,471	0	0
	<i>Totals - Forest County</i>	7,716	43,831	45,809	0	21,026	110,666	0	0
240 H	FRANKLIN COUNTY LIBRARY SYSTEM	115,716	1,196,788	540,479	697	321,466	2,059,430	12,500	0
241 M	ALEXANDER HAMILTON MEM FR LIB	24,577	187,945	65,000	0	533,128	786,073	0	0
	<i>Totals - Franklin County</i>	140,293	1,384,733	605,479	697	854,594	2,845,503	12,500	0
242	FULTON COUNTY LIBRARY	14,845	15,700	51,626	0	303,856	371,182	0	0
	<i>Totals - Fulton County</i>	14,845	15,700	51,626	0	303,856	371,182	0	0
243 H	GREENE COUNTY LIBRARY SYSTEM	0	44,398	31,085	0	0	75,483	0	0
244 M	EVA K BOWLBY PUBLIC LIBRARY	26,468	39,928	76,430	5,162	305,251	426,771	0	5,162
245 M	FLENNIKEN PUBLIC LIBRARY	12,218	30,269	50,953	12,144	69,464	162,830	0	12,144
	<i>Totals - Greene County</i>	38,686	114,595	158,468	17,306	374,715	665,084	0	17,306
246	HUNTINGDON COUNTY LIBRARY	45,913	67,611	127,067	0	137,191	331,869	0	0
	<i>Totals - Huntingdon County</i>	45,913	67,611	127,067	0	137,191	331,869	0	0
247	BLAIRSVILLE PUBLIC LIBRARY	3,412	22,226	12,858	2,517	69,296	106,897	0	2,517
248	BURRELL TOWNSHIP LIBRARY	4,393	11,000	6,695	0	28,262	45,957	0	0
249	INDIANA FREE LIBRARY INC	32,924	104,200	89,044	5,624	163,678	362,546	11,000	5,624
	<i>Totals - Indiana County</i>	40,729	137,426	108,597	8,141	261,236	515,400	11,000	8,141

2013 PENNSYLVANIA PUBLIC LIBRARY STATISTICS  
 ANALYSIS OF REVENUE, EXPENDITURES AND SERVICES OF STATE AIDED LIBRARIES  
 PART I EXPENDITURES

LIBRARIES BY COUNTY		SALARIES WAGES & BENEFITS	TOTAL LIBRARY MATERIALS	OTHER OPERATING TOTAL	TOTAL OPERATING EXPEND	TOT CAP EXP	OPR/ CAP	LOCAL OPERATING EXPEND	STATE OPERATING EXPEND	TOTAL FEDERAL EXPEND
223	JOHNSONBURG PUBLIC LIBRARY	34,357	14,339	39,499	88,195	0	35.520	73,288	14,907	0
224	RIDGWAY FREE PUBLIC LIBRARY	62,059	11,129	18,344	91,532	0	11.047	67,203	24,329	0
225	SAINT MARYS PUBLIC LIBRARY	136,911	28,834	49,306	215,051	0	16.454	166,439	48,612	0
226	WILCOX PUBLIC LIBRARY	12,077	4,199	14,927	31,203	0	19.214	25,100	6,103	0
	<i>Totals - Elk County</i>	245,404	58,501	122,076	425,981	0	16.729	332,030	93,951	0
227	ALBION AREA PUBLIC LIBRARY	25,710	6,633	10,692	43,035	0	28.387	39,090	3,945	0
228	CORRY PUBLIC LIBRARY	175,250	43,442	49,801	268,493	0	22.444	229,266	39,227	0
229	ERIE COUNTY PUBLIC LIBRARY	4,267,670	666,766	1,464,389	6,398,825	0	26.013	5,172,514	1,226,311	0
230	MCCORD MEMORIAL LIBRARY	144,200	27,906	62,416	234,522	0	22.106	195,031	39,491	0
231	RICE AVENUE COMMUNITY PUBLIC LIBRARY	46,800	10,259	22,037	79,096	0	12.893	69,536	9,560	0
232	UNION CITY PUBLIC LIBRARY	48,346	11,315	20,260	79,921	0	11.593	54,297	25,624	0
233	WATERFORD PUBLIC LIBRARY	18,972	6,180	8,518	33,670	0	22.195	29,928	3,742	0
	<i>Totals - Erie County</i>	4,726,948	772,501	1,638,113	7,137,562	0	25.077	5,789,662	1,347,900	0
234	BROWNSVILLE FR PUBLIC LIBRARY	46,430	3,237	13,906	63,573	0	4.223	38,772	24,801	0
235	CARNEGIE FREE LIBRARY	92,627	21,062	160,537	274,226	0	7.953	207,610	59,801	6,815
236	GERMAN MASONTOWN PUB LIBRARY	45,562	8,032	35,905	89,499	0	8.646	70,014	19,485	0
237	UNIONTOWN PUBLIC LIBRARY	283,340	40,839	67,766	391,945	0	37.789	348,794	43,151	0
	<i>Totals - Fayette County</i>	467,959	73,170	278,114	819,243	0	11.660	665,190	147,238	6,815
238	MARIENVILLE AREA LIBRARY	30,589	7,843	12,990	51,422	0	11.700	30,754	20,668	0
239	SARAH S BOVARD MEM LIBRARY	33,480	9,475	17,045	60,000	0	18.067	34,859	25,141	0
	<i>Totals - Forest County</i>	64,069	17,318	30,035	111,422	0	14.440	65,613	45,809	0
240 H	FRANKLIN COUNTY LIBRARY SYSTEM	1,150,242	255,414	446,780	1,852,436	799,652	16.008	1,311,223	540,479	734
241 M	ALEXANDER HAMILTON MEM FR LIB	252,925	48,630	218,636	520,191	2,350	21.166	455,191	65,000	0
	<i>Totals - Franklin County</i>	1,403,167	304,044	665,416	2,372,627	802,002	16.912	1,766,414	605,479	734
242	FULTON COUNTY LIBRARY	171,576	44,016	69,222	284,814	0	19.186	233,188	51,626	0
	<i>Totals - Fulton County</i>	171,576	44,016	69,222	284,814	0	19.186	233,188	51,626	0
243 H	GREENE COUNTY LIBRARY SYSTEM	49,057	3,406	32,326	84,789	0	0.000	53,704	31,085	0
244 M	EVA K BOWLBY PUBLIC LIBRARY	252,246	40,684	131,836	424,766	0	16.048	343,174	76,430	5,162
245 M	FLENNIKEN PUBLIC LIBRARY	90,957	18,815	88,827	198,599	0	16.255	135,502	50,953	12,144
	<i>Totals - Greene County</i>	392,260	62,905	252,989	708,154	0	18.305	532,380	158,468	17,306
246	HUNTINGDON COUNTY LIBRARY	211,187	47,547	47,925	306,659	0	6.679	179,592	127,067	0
	<i>Totals - Huntingdon County</i>	211,187	47,547	47,925	306,659	0	6.679	179,592	127,067	0
247	BLAIRSVILLE PUBLIC LIBRARY	35,315	24,340	75,748	135,403	0	39.684	120,028	12,858	2,517
248	BURRELL TOWNSHIP LIBRARY	17,826	5,800	22,696	46,322	0	10.545	39,627	6,695	0
249	INDIANA FREE LIBRARY INC	241,371	44,466	62,575	348,412	0	10.582	253,744	89,044	5,624
	<i>Totals - Indiana County</i>	294,512	74,606	161,019	530,137	0	13.016	413,399	108,597	8,141



2013 PENNSYLVANIA PUBLIC LIBRARY STATISTICS  
 ANALYSIS OF REVENUE, EXPENDITURES AND SERVICES OF STATE AIDED LIBRARIES  
 PART I HOURS & STAFF

LIBRARIES BY COUNTY	POPULA- TION SERVED	HOURS OPEN WEEKLY	TOTAL REGIS- TRATION	PROFES- SIONAL STAFF	LIBRARIAN STAFF	OTHER PAID STAFF	VOLUN- TEER STAFF
250 H JEFFERSON COUNTY LIBRARY	0		0	0.00	0.00	0.00	0.00
251 M MENGLE MEMORIAL LIBRARY	7,799	50	1,721	1.35	1.00	0.73	0.23
252 M PUNXSUTAWNEY MEMORIAL LIBRARY	15,760	50	4,449	1.00	0.00	2.75	0.00
253 M REBECCA M ARTHURS MEM LIBRARY	11,456	38	2,244	0.69	1.00	2.46	0.60
254 M REYNOLDSVILLE PUBLIC LIBRARY	5,381	35	1,046	0.00	0.97	0.43	0.00
255 M SUMMERVILLE PUBLIC LIBRARY	1,831	32	438	0.00	0.66	0.14	0.17
256 M SYKESVILLE PUBLIC LIBRARY	2,973	35	239	0.00	1.00	0.00	0.00
<i>Totals - Jefferson County</i>	45,200		10,137	3.04	4.63	6.50	1.00
257 JUNIATA COUNTY LIBRARY	24,636	54	8,599	1.14	0.00	5.63	0.46
<i>Totals - Juniata County</i>	24,636		8,599	1.14	0.00	5.63	0.46
258 H LACKAWANNA CNTY LIBRARY SYSTEM	0		0	1.00	0.00	1.00	0.00
259 M ABINGTON COMMUNITY LIBRARY	30,686	71	7,983	2.00	0.00	8.34	0.43
260 M CARBONDALE PUBLIC LIBRARY	19,016	54	3,947	3.00	0.00	3.57	0.20
261 M DALTON COMMUNITY LIBRARY	1,836	41	775	1.00	0.00	1.17	0.00
262 M NORTH POCONO PUBLIC LIBRARY	18,925	56	4,184	1.00	1.00	4.57	0.20
263 M SCRANTON PUBLIC LIBRARY	95,865	68	25,465	12.86	2.00	33.74	0.91
264 M TAYLOR PUBLIC LIBRARY	14,576	63	3,176	0.00	1.00	5.03	0.00
265 M VALLEY COMMUNITY LIBRARY	33,533	54	6,249	1.00	0.00	7.37	0.57
<i>Totals - Lackawanna County</i>	214,437		51,779	21.86	4.00	64.80	2.31
266 H LIB SYSM OF LANCASTER COUNTY	0	38	2,782	6.24	0.00	13.36	0.00
267 M ADAMSTOWN AREA LIBRARY	30,439	57	7,137	2.63	0.23	3.83	0.78
268 M COLUMBIA PUBLIC LIBRARY	10,400	51	6,512	0.00	1.00	2.91	1.69
269 M EASTERN LANCASTER COUNTY LIB	24,952	46	8,441	2.00	0.00	2.30	0.55
270 M ELIZABETHTOWN PUBLIC LIBRARY	30,404	64	16,440	3.00	0.00	7.03	3.15
271 M EPHRATA PUBLIC LIBRARY	32,978	60	26,630	4.00	0.00	12.45	1.40
272 M LANCASTER COUNTY LIBRARY	206,824	54	74,251	10.00	0.00	18.63	3.33
273 M LITITZ PUBLIC LIBRARY	31,038	60	19,719	3.00	0.00	6.33	2.30
274 M MANHEIM COMMUNITY LIBRARY	18,868	54	5,994	1.00	1.00	1.85	0.80
275 M MANHEIM TOWNSHIP PUBLIC LIBRARY	38,133	51	16,532	6.53	0.00	8.08	2.60
276 M MILANOF-SCHOCK LIBRARY	25,442	44	11,677	1.00	0.00	4.55	1.15
277 M MOORES MEMORIAL LIBRARY	4,563	29	2,687	0.00	0.00	1.46	0.86
278 M PEQUEA VALLEY PUBLIC LIBRARY	21,413	45	8,272	0.98	1.00	2.23	0.75
279 M QUARRYVILLE LIBRARY	37,017	50	11,677	2.00	0.00	3.53	1.25
280 M STRASBURG-HEISLER LIBRARY	6,991	55	5,651	0.75	1.05	1.20	0.50
<i>Totals - Lancaster County</i>	519,462		224,402	43.12	4.28	89.71	21.09
281 H LAWRENCE CO FED LIBRARY SYSTEM	0		0	0.08	0.08	1.01	0.00
282 M ELLWOOD CITY AREA PUB LIBRARY	17,581	53	13,945	0.00	2.14	5.63	0.29
283 M F D CAMPBELL MEMORIAL LIBRARY	8,334	45	1,441	1.01	0.00	0.40	0.00
284 M NEW CASTLE PUBLIC LIBRARY	65,825	58	25,758	6.00	0.00	13.01	1.92
<i>Totals - Lawrence County</i>	91,740		41,144	7.09	2.22	20.06	2.21

2013 PENNSYLVANIA PUBLIC LIBRARY STATISTICS  
 ANALYSIS OF REVENUE, EXPENDITURES AND SERVICES OF STATE AIDED LIBRARIES  
 PART I COLLECTION

LIBRARIES BY COUNTY	CATL ITEMS EOY	ITEMS/ CAPITA	PERIOD- ICAL PRINT TITLES	PERIOD- ICAL eTITLES	TOTAL CIRC	CIRC/ CAPITA	TURN- OVER	INTER LOAN LENT	INTER LOAN BORROW	WEB ACCESS PCs
250 H JEFFERSON COUNTY LIBRARY	0	0.00	0	0	0	0.00	0.00	0	0	0
251 M MENGLE MEMORIAL LIBRARY	41,763	5.35	80	0	24,070	3.09	0.58	163	115	22
252 M PUNXSUTAWNEY MEMORIAL LIBRARY	30,122	1.91	53	0	34,885	2.21	1.16	47	531	8
253 M REBECCA M ARTHURS MEM LIBRARY	36,834	3.22	42	0	39,658	3.46	1.08	62	346	10
254 M REYNOLDSVILLE PUBLIC LIBRARY	22,276	4.14	35	0	8,338	1.55	0.37	30	40	4
255 M SUMMERVILLE PUBLIC LIBRARY	25,025	13.67	32	2	6,295	3.44	0.25	42	15	10
256 M SYKESVILLE PUBLIC LIBRARY	24,966	8.40	35	0	4,998	1.68	0.20	87	20	4
<i>Totals - Jefferson County</i>	180,986	4.00	277	2	118,244	2.62	0.65	431	1,067	58
257 JUNIATA COUNTY LIBRARY	48,428	1.97	70	0	94,588	3.84	1.95	307	336	10
<i>Totals - Juniata County</i>	48,428	1.97	70	0	94,588	3.84	1.95	307	336	10
258 H LACKAWANNA CNTY LIBRARY SYSTEM	7,960	0.00	0	0	35,334	0.00	4.44	0	0	0
259 M ABINGTON COMMUNITY LIBRARY	83,462	2.72	119	137	232,371	7.57	2.78	821	570	27
260 M CARBONDALE PUBLIC LIBRARY	39,706	2.09	49	137	55,669	2.93	1.40	19	386	12
261 M DALTON COMMUNITY LIBRARY	23,039	12.55	30	137	21,095	11.49	0.92	8	46	4
262 M NORTH POCONO PUBLIC LIBRARY	28,843	1.52	50	137	79,677	4.21	2.76	40	559	20
263 M SCRANTON PUBLIC LIBRARY	298,596	3.11	284	137	534,405	5.57	1.79	6,745	1,324	55
264 M TAYLOR PUBLIC LIBRARY	50,214	3.44	22	137	75,440	5.18	1.50	25	607	14
265 M VALLEY COMMUNITY LIBRARY	58,145	1.73	65	137	127,515	3.80	2.19	434	124	17
<i>Totals - Lackawanna County</i>	589,965	2.75	619	959	1,161,506	5.42	1.97	8,092	3,616	149
266 H LIB SYSM OF LANCASTER COUNTY	19,744	0.00	26	0	56,893	0.00	2.88	2,186	13,486	0
267 M ADAMSTOWN AREA LIBRARY	31,109	1.02	28	0	190,486	6.26	6.12	12,448	25,366	13
268 M COLUMBIA PUBLIC LIBRARY	36,060	3.47	47	0	55,781	5.36	1.55	8,229	6,920	10
269 M EASTERN LANCASTER COUNTY LIB	45,439	1.82	47	0	167,687	6.72	3.69	14,694	13,603	15
270 M ELIZABETHTOWN PUBLIC LIBRARY	69,536	2.29	75	3	258,089	8.49	3.71	18,683	20,641	16
271 M EPHRATA PUBLIC LIBRARY	105,555	3.20	26	93	687,268	20.84	6.51	37,343	30,131	14
272 M LANCASTER COUNTY LIBRARY	284,463	1.38	123	53	864,259	4.18	3.04	74,988	46,042	86
273 M LITITZ PUBLIC LIBRARY	77,126	2.48	36	0	452,498	14.58	5.87	26,524	26,543	11
274 M MANHEIM COMMUNITY LIBRARY	32,548	1.73	14	0	100,808	5.34	3.10	9,956	10,867	8
275 M MANHEIM TOWNSHIP PUBLIC LIBRARY	54,942	1.44	75	0	419,016	10.99	7.63	22,753	28,951	30
276 M MILANOF-SCHOCK LIBRARY	46,383	1.82	71	0	214,046	8.41	4.61	18,853	18,337	33
277 M MOORES MEMORIAL LIBRARY	13,754	3.01	33	0	56,340	12.35	4.10	7,671	5,718	10
278 M PEQUEA VALLEY PUBLIC LIBRARY	44,657	2.09	66	0	235,279	10.99	5.27	24,065	13,985	18
279 M QUARRYVILLE LIBRARY	50,401	1.36	31	0	198,628	5.37	3.94	12,190	17,863	19
280 M STRASBURG-HEISLER LIBRARY	21,537	3.08	26	0	113,063	16.17	5.25	8,061	14,849	11
<i>Totals - Lancaster County</i>	933,254	1.80	724	149	4,070,141	7.84	4.36	298,644	293,302	294
281 H LAWRENCE CO FED LIBRARY SYSTEM	4,841	0.00	0	0	17,642	0.00	3.64	0	0	0
282 M ELLWOOD CITY AREA PUB LIBRARY	59,799	3.40	114	0	179,402	10.20	3.00	369	4,796	16
283 M F D CAMPBELL MEMORIAL LIBRARY	16,075	1.93	21	0	11,606	1.39	0.72	238	403	6
284 M NEW CASTLE PUBLIC LIBRARY	121,946	1.85	138	0	152,045	2.31	1.25	2,126	854	28
<i>Totals - Lawrence County</i>	202,661	2.21	273	0	360,695	3.93	1.78	2,733	6,053	50

2013 PENNSYLVANIA PUBLIC LIBRARY STATISTICS  
ANALYSIS OF REVENUE, EXPENDITURES AND SERVICES OF STATE AIDED LIBRARIES  
PART I REVENUE

LIBRARIES BY COUNTY	POPULA- TION SERVED	TOTAL LOCAL GOV REVENUE	STATE REVENUE	FEDERAL REVENUE	OTHER REVENUE	TOTAL REVENUE	SCHOOL BOARD REVENUE	EMPLOY- MENT PROGRAMS
250 H JEFFERSON COUNTY LIBRARY	0	0	16,745	8,300	2	25,047	0	0
251 M MENGLE MEMORIAL LIBRARY	7,799	20,206	45,713	2,092	149,696	217,707	5,000	2,092
252 M PUNXSUTAWNEY MEMORIAL LIBRARY	15,760	65,733	28,179	0	170,863	264,775	0	0
253 M REBECCA M ARTHURS MEM LIBRARY	11,456	24,383	36,517	0	73,192	134,092	0	0
254 M REYNOLDSVILLE PUBLIC LIBRARY	5,381	7,583	17,932	0	29,820	55,335	0	0
255 M SUMMERSVILLE PUBLIC LIBRARY	1,831	6,433	8,666	0	18,841	33,940	0	0
256 M SYKESVILLE PUBLIC LIBRARY	2,973	8,333	12,128	0	29,407	49,868	0	0
<i>Totals - Jefferson County</i>	45,200	132,671	165,880	10,392	471,821	780,764	5,000	2,092
257 JUNIATA COUNTY LIBRARY	24,636	91,800	64,667	0	66,249	222,716	0	0
<i>Totals - Juniata County</i>	24,636	91,800	64,667	0	66,249	222,716	0	0
258 H LACKAWANNA CNTY LIBRARY SYSTEM	0	607,626	39,000	0	22,944	669,570	0	0
259 M ABINGTON COMMUNITY LIBRARY	30,686	462,176	78,067	0	90,263	630,506	0	0
260 M CARBONDALE PUBLIC LIBRARY	19,016	270,842	39,131	0	33,637	343,610	0	0
261 M DALTON COMMUNITY LIBRARY	1,836	96,380	19,666	0	6,670	122,716	0	0
262 M NORTH POCONO PUBLIC LIBRARY	18,925	304,767	32,643	0	154,763	492,173	0	0
263 M SCRANTON PUBLIC LIBRARY	95,865	1,987,790	955,092	2,765	249,674	3,195,321	0	0
264 M TAYLOR PUBLIC LIBRARY	14,576	238,474	26,154	0	33,407	298,035	0	0
265 M VALLEY COMMUNITY LIBRARY	33,533	381,563	39,131	8,069	57,695	486,458	0	8,069
<i>Totals - Lackawanna County</i>	214,437	4,349,618	1,228,884	10,834	649,053	6,238,389	0	8,069
266 H LIB SYSM OF LANCASTER COUNTY	0	1,842,888	238,371	1,573	20,191	2,103,023	0	1,573
267 M ADAMSTOWN AREA LIBRARY	30,439	140,030	59,444	0	136,376	335,850	0	0
268 M COLUMBIA PUBLIC LIBRARY	10,400	11,528	37,003	1,837	100,780	151,148	0	1,837
269 M EASTERN LANCASTER COUNTY LIB	24,952	50,742	51,137	0	143,184	245,063	0	0
270 M ELIZABETHTOWN PUBLIC LIBRARY	30,404	110,210	117,067	0	383,555	610,832	0	0
271 M EPHRATA PUBLIC LIBRARY	32,978	137,201	209,991	0	559,364	906,556	8,000	0
272 M LANCASTER COUNTY LIBRARY	206,824	247,064	742,340	61,373	964,597	2,015,374	500	34,373
273 M LITITZ PUBLIC LIBRARY	31,038	142,720	119,450	0	328,113	590,283	4,379	0
274 M MANHEIM COMMUNITY LIBRARY	18,868	50,604	40,418	0	74,154	165,176	0	0
275 M MANHEIM TOWNSHIP PUBLIC LIBRARY	38,133	766,147	70,467	0	207,080	1,043,694	0	0
276 M MILANOF-SCHOCK LIBRARY	25,442	101,371	73,012	0	194,863	369,246	0	0
277 M MOORES MEMORIAL LIBRARY	4,563	20,448	37,379	0	30,793	88,620	0	0
278 M PEQUEA VALLEY PUBLIC LIBRARY	21,413	51,617	67,201	0	0	118,818	0	0
279 M QUARRYVILLE LIBRARY	37,017	64,004	55,577	0	150,737	270,318	0	0
280 M STRASBURG-HEISLER LIBRARY	6,991	50,885	45,650	0	44,724	141,259	1,000	0
<i>Totals - Lancaster County</i>	519,462	3,787,459	1,964,507	64,783	3,338,511	9,155,260	13,879	37,783
281 H LAWRENCE CO FED LIBRARY SYSTEM	0	0	59,475	0	285	59,760	0	0
282 M ELLWOOD CITY AREA PUB LIBRARY	17,581	140,833	55,715	0	88,674	285,222	27,500	0
283 M F D CAMPBELL MEMORIAL LIBRARY	8,334	29,473	24,145	0	27,681	81,299	0	0
284 M NEW CASTLE PUBLIC LIBRARY	65,825	312,896	476,230	24,513	103,557	917,196	0	9,387
<i>Totals - Lawrence County</i>	91,740	483,202	615,565	24,513	220,197	1,343,477	27,500	9,387

2013 PENNSYLVANIA PUBLIC LIBRARY STATISTICS  
 ANALYSIS OF REVENUE, EXPENDITURES AND SERVICES OF STATE AIDED LIBRARIES  
 PART I EXPENDITURES

LIBRARIES BY COUNTY	SALARIES WAGES & BENEFITS	TOTAL LIBRARY MATERIALS	OTHER OPERATING TOTAL	TOTAL OPERATING EXPEND	TOT CAP EXP	OPR/ CAP	LOCAL OPERATING EXPEND	STATE OPERATING EXPEND	TOTAL FEDERAL EXPEND
250 H JEFFERSON COUNTY LIBRARY	0	1,200	24,409	25,609	0	0.000	1	16,745	8,863
251 M MENGLE MEMORIAL LIBRARY	124,432	26,191	85,856	236,479	0	30.322	188,674	45,713	2,092
252 M PUNXSUTAWNEY MEMORIAL LIBRARY	115,771	21,919	65,861	203,551	51,006	12.916	175,372	28,179	0
253 M REBECCA M ARTHURS MEM LIBRARY	88,143	17,550	90,224	195,917	0	17.102	159,400	36,517	0
254 M REYNOLDSVILLE PUBLIC LIBRARY	36,780	7,114	7,841	51,735	0	9.614	33,803	17,932	0
255 M SUMMERVILLE PUBLIC LIBRARY	13,635	6,093	15,312	35,040	0	19.137	26,374	8,666	0
256 M SYKESVILLE PUBLIC LIBRARY	20,609	20,022	6,885	47,516	0	15.983	35,388	12,128	0
<i>Totals - Jefferson County</i>	399,370	100,089	296,388	795,847	51,006	17.607	619,012	165,880	10,955
257 JUNIATA COUNTY LIBRARY	140,678	33,847	176,066	350,591	0	14.231	285,924	64,667	0
<i>Totals - Juniata County</i>	140,678	33,847	176,066	350,591	0	14.231	285,924	64,667	0
258 H LACKAWANNA CNTY LIBRARY SYSTEM	194,002	123,722	238,266	555,990	0	0.000	516,990	39,000	0
259 M ABINGTON COMMUNITY LIBRARY	410,041	72,611	131,815	614,467	0	20.024	536,400	78,067	0
260 M CARBONDALE PUBLIC LIBRARY	253,578	25,089	58,802	337,469	0	17.747	298,338	39,131	0
261 M DALTON COMMUNITY LIBRARY	91,953	18,635	12,905	123,493	0	67.262	103,827	19,666	0
262 M NORTH POCONO PUBLIC LIBRARY	203,695	40,157	206,885	450,737	1,604,204	23.817	418,094	32,643	0
263 M SCRANTON PUBLIC LIBRARY	2,215,255	413,497	987,705	3,616,457	446,475	37.724	2,663,847	949,845	2,765
264 M TAYLOR PUBLIC LIBRARY	211,033	36,605	46,780	294,418	0	20.199	268,264	26,154	0
265 M VALLEY COMMUNITY LIBRARY	337,858	48,636	109,532	496,026	0	14.792	448,826	39,131	8,069
<i>Totals - Lackawanna County</i>	3,917,415	778,952	1,792,690	6,489,057	2,050,679	30.261	5,254,586	1,223,637	10,834
266 H LIB SYSM OF LANCASTER COUNTY	1,233,319	258,204	647,293	2,138,816	0	0.000	1,898,872	238,371	1,573
267 M ADAMSTOWN AREA LIBRARY	249,768	51,104	40,288	341,160	0	11.208	281,716	59,444	0
268 M COLUMBIA PUBLIC LIBRARY	91,951	22,266	68,461	182,678	0	17.565	143,838	37,003	1,837
269 M EASTERN LANCASTER COUNTY LIB	154,138	23,710	70,718	248,566	0	9.962	197,429	51,137	0
270 M ELIZABETHTOWN PUBLIC LIBRARY	298,675	39,192	185,813	523,680	0	17.224	406,613	117,067	0
271 M EPHRATA PUBLIC LIBRARY	585,926	102,889	293,412	982,227	35,022	29.784	772,236	209,991	0
272 M LANCASTER COUNTY LIBRARY	1,230,963	251,812	600,263	2,083,038	0	10.072	1,304,569	744,096	34,373
273 M LITITZ PUBLIC LIBRARY	406,563	55,922	109,341	571,826	0	18.423	452,376	119,450	0
274 M MANHEIM COMMUNITY LIBRARY	102,194	20,894	35,840	158,928	491	8.423	118,510	40,418	0
275 M MANHEIM TOWNSHIP PUBLIC LIBRARY	420,443	92,269	520,528	1,033,240	0	27.096	962,773	70,467	0
276 M MILANOF-SCHOCK LIBRARY	206,806	32,466	75,224	314,496	0	12.361	241,484	73,012	0
277 M MOORES MEMORIAL LIBRARY	49,939	13,078	17,779	80,796	16,575	17.707	43,417	37,379	0
278 M PEQUEA VALLEY PUBLIC LIBRARY	90,545	25,943	69,598	186,086	35,241	8.690	118,885	67,201	0
279 M QUARRYVILLE LIBRARY	152,322	28,996	76,267	257,585	0	6.959	202,008	55,577	0
280 M STRASBURG-HEISLER LIBRARY	85,858	17,079	37,180	140,117	0	20.042	94,467	45,650	0
<i>Totals - Lancaster County</i>	5,359,410	1,035,824	2,848,005	9,243,239	87,329	17.794	7,239,193	1,966,263	37,783
281 H LAWRENCE CO FED LIBRARY SYSTEM	26,166	10,320	23,000	59,486	0	0.000	11	59,475	0
282 M ELLWOOD CITY AREA PUB LIBRARY	220,668	42,418	49,807	312,893	0	17.797	257,178	55,715	0
283 M F D CAMPBELL MEMORIAL LIBRARY	39,215	11,222	20,445	70,882	0	8.505	46,737	24,145	0
284 M NEW CASTLE PUBLIC LIBRARY	616,769	135,714	234,465	986,948	0	14.994	476,143	486,341	24,464
<i>Totals - Lawrence County</i>	902,818	199,674	327,717	1,430,209	0	15.590	780,069	625,676	24,464

2013 PENNSYLVANIA PUBLIC LIBRARY STATISTICS  
 ANALYSIS OF REVENUE, EXPENDITURES AND SERVICES OF STATE AIDED LIBRARIES  
 PART I HOURS & STAFF

LIBRARIES BY COUNTY	POPULA- TION SERVED	HOURS OPEN WEEKLY	TOTAL REGIS- TRATION	PROFES- SIONAL STAFF	LIBRARIAN STAFF	OTHER PAID STAFF	VOLUN- TEER STAFF
285 H LEBANON COUNTY LIBRARY SYSTEM	0		2,676	0.43	0.91	0.14	0.00
286 M ANNVILLE FREE LIBRARY	12,078	54	9,639	1.00	1.09	3.66	1.00
287 M LEBANON COMMUNITY LIBRARY	60,987	65	47,357	2.00	0.00	9.35	0.25
288 M MATTHEWS PUBLIC LIBRARY	17,419	59	7,239	1.00	0.00	2.29	0.57
289 M MYERSTOWN COMMUNITY LIBRARY	15,294	45	9,382	1.00	0.00	1.75	0.45
290 M PALMYRA PUBLIC LIBRARY	22,379	51	17,097	2.29	1.14	5.14	1.34
291 M RICHLAND COMMUNITY LIBRARY	5,411	42	2,838	0.00	0.86	0.83	0.23
<i>Totals - Lebanon County</i>	133,568		96,228	7.71	4.00	23.16	3.84
292 ALLENTOWN PUBLIC LIBRARY	131,537	75	74,359	11.80	1.00	15.89	1.14
293 COPLAY PUBLIC LIBRARY	3,192	50	1,694	0.00	1.54	2.03	0.14
294 EMMAUS PUBLIC LIBRARY	21,577	51	15,308	3.49	0.49	2.71	2.03
295 LOWER MACUNGIE LIBRARY	32,994	57	20,585	5.25	1.00	2.85	1.63
296 PARKLAND COMMUNITY LIBRARY	54,946	58	21,521	5.51	0.40	8.20	2.40
297 PUBLIC LIBRARY OF CATASAUQUA	10,856	29	5,078	0.00	1.00	0.80	0.09
298 SLATINGTON LIBRARY INC	12,926	40	1,717	1.00	1.14	0.00	0.57
299 SOUTHERN LEHIGH PUBLIC LIBRARY	20,969	51	10,803	0.63	2.57	4.86	1.60
300 WHITEHALL TOWNSHIP PUB LIBRARY	26,738	62	13,766	2.58	1.63	5.65	0.70
<i>Totals - Lehigh County</i>	315,735		164,831	30.25	10.77	42.99	10.30
301 H LUZERNE COUNTY LIBRARY SYSTEM	0		0	0.00	0.00	1.00	0.00
302 M BACK MOUNTAIN MEMORIAL LIBRARY	36,485	60	23,352	1.06	0.00	6.43	0.46
303 M HAZLETON AREA PUBLIC LIBRARY	72,891	59	17,453	1.01	3.01	17.47	0.00
304 M HOYT LIBRARY	31,830	55	22,042	1.00	0.00	9.97	0.00
305 M MARIAN SUTHERLAND KIRBY LIB	18,242	46	6,921	0.86	0.00	3.43	0.00
306 M MILL MEMORIAL LIBRARY	22,226	45	10,643	1.09	0.00	4.91	0.17
307 M OSTERHOUT FREE LIBRARY	119,358	65	34,875	8.00	1.00	20.73	1.08
308 M PITTSTON MEMORIAL LIBRARY	7,739	47	8,749	1.13	0.00	3.85	1.20
309 M PLYMOUTH PUBLIC LIBRARY	10,431	45	4,260	0.00	1.00	1.49	0.54
310 M WEST PITTSTON LIBRARY	4,868	45	2,949	1.57	0.00	3.14	0.00
311 M WYOMING FREE LIBRARY	5,798	47	3,164	0.00	1.00	0.71	0.17
<i>Totals - Luzerne County</i>	329,868		134,408	15.71	6.01	73.13	3.62
312 H LYCOMING COUNTY LIBRARY SYSTEM	0		0	0.67	0.00	2.11	0.00
313 M DR WILLIAM B KONKLE MEM LIB	7,407	53	2,986	0.00	1.09	2.26	0.00
314 M HUGHESVILLE AREA PUB LIBRARY	5,713	45	2,608	0.91	0.00	1.83	0.06
315 M JAMES V BROWN LIBRARY	84,702	65	28,563	6.51	0.00	30.11	0.00
316 M JERSEY SHORE PUBLIC LIBRARY	5,962	56	3,698	1.00	0.00	2.15	0.00
317 M MONTGOMERY AREA PUBLIC LIBRARY	5,287	44	1,924	0.00	0.97	0.57	0.06
318 M MUNCY PUBLIC LIBRARY	7,040	45	3,256	0.00	1.00	1.53	0.08
<i>Totals - Lycoming County</i>	116,111		43,035	9.09	3.06	40.55	0.19
319 BRADFORD AREA PUBLIC LIBRARY	21,133	46	9,335	1.14	0.00	5.06	1.14
320 FRIENDS MEMORIAL LIBRARY	5,380	26	3,871	0.00	0.71	0.29	0.57
321 HAMLIN MEMORIAL LIBRARY	5,400	32	3,221	0.00	1.00	0.53	0.08

2013 PENNSYLVANIA PUBLIC LIBRARY STATISTICS  
 ANALYSIS OF REVENUE, EXPENDITURES AND SERVICES OF STATE AIDED LIBRARIES  
 PART I COLLECTION

LIBRARIES BY COUNTY	CATL ITEMS EOY	ITEMS/ CAPITA	PERIOD- ICAL PRINT TITLES	PERIOD- ICAL eTITLES	TOTAL CIRC	CIRC/ CAPITA	TURN- OVER	INTER LOAN LENT	INTER LOAN BORROW	WEB ACCESS PCs
285 H LEBANON COUNTY LIBRARY SYSTEM	1,425	0.00	0	0	18,960	0.00	13.31	0	0	0
286 M ANNVILLE FREE LIBRARY	58,959	4.88	59	0	137,634	11.40	2.33	11,900	7,562	12
287 M LEBANON COMMUNITY LIBRARY	96,001	1.57	130	1	309,180	5.07	3.22	13,688	20,269	16
288 M MATTHEWS PUBLIC LIBRARY	26,175	1.50	37	20	50,835	2.92	1.94	4,340	6,245	10
289 M MYERSTOWN COMMUNITY LIBRARY	48,117	3.15	31	0	73,617	4.81	1.53	6,222	5,699	6
290 M PALMYRA PUBLIC LIBRARY	55,616	2.49	31	3,445	165,676	7.40	2.98	13,964	12,173	19
291 M RICHLAND COMMUNITY LIBRARY	19,038	3.52	20	0	31,874	5.89	1.67	3,174	2,611	4
<i>Totals - Lebanon County</i>	305,331	2.29	308	3,466	787,776	5.90	2.58	53,288	54,559	67
292 ALLENTOWN PUBLIC LIBRARY	237,406	1.80	302	80	371,230	2.82	1.56	2,004	543	60
293 COPLAY PUBLIC LIBRARY	20,539	6.43	46	80	9,494	2.97	0.46	0	9	4
294 EMMAUS PUBLIC LIBRARY	102,634	4.76	60	80	108,783	5.04	1.06	340	440	12
295 LOWER MACUNGIE LIBRARY	72,640	2.20	81	80	240,085	7.28	3.31	890	646	15
296 PARKLAND COMMUNITY LIBRARY	84,115	1.53	107	80	260,620	4.74	3.10	726	617	13
297 PUBLIC LIBRARY OF CATASAUQUA	21,210	1.95	15	0	37,105	3.42	1.75	0	208	6
298 SLATINGTON LIBRARY INC	36,706	2.84	44	80	15,288	1.18	0.42	265	96	16
299 SOUTHERN LEHIGH PUBLIC LIBRARY	59,354	2.83	95	80	92,829	4.43	1.56	179	247	18
300 WHITEHALL TOWNSHIP PUB LIBRARY	97,528	3.65	128	80	128,955	4.82	1.32	491	267	17
<i>Totals - Lehigh County</i>	732,132	2.32	878	640	1,264,389	4.00	1.73	4,895	3,073	161
301 H LUZERNE COUNTY LIBRARY SYSTEM	0	0.00	0	0	0	0.00	0.00	0	0	0
302 M BACK MOUNTAIN MEMORIAL LIBRARY	71,983	1.97	121	0	143,123	3.92	1.99	3,443	3,038	6
303 M HAZLETON AREA PUBLIC LIBRARY	171,303	2.35	159	0	118,691	1.63	0.69	10,374	6,215	16
304 M HOYT LIBRARY	68,090	2.14	131	0	95,853	3.01	1.41	4,503	6,143	30
305 M MARIAN SUTHERLAND KIRBY LIB	32,918	1.80	57	0	56,396	3.09	1.71	3,468	4,652	8
306 M MILL MEMORIAL LIBRARY	41,630	1.87	53	0	33,417	1.50	0.80	3,172	0	5
307 M OSTERHOUT FREE LIBRARY	214,037	1.79	108	0	183,801	1.54	0.86	9,074	2,244	42
308 M PITTSTON MEMORIAL LIBRARY	37,572	4.85	82	0	71,494	9.24	1.90	416	529	28
309 M PLYMOUTH PUBLIC LIBRARY	36,675	3.52	60	0	18,900	1.81	0.52	1,230	42	12
310 M WEST PITTSTON LIBRARY	11,935	2.45	57	0	30,299	6.22	2.54	1,245	746	10
311 M WYOMING FREE LIBRARY	25,000	4.31	27	0	29,685	5.12	1.19	1,715	1,607	12
<i>Totals - Luzerne County</i>	711,143	2.16	855	0	781,659	2.37	1.10	38,640	25,216	169
312 H LYCOMING COUNTY LIBRARY SYSTEM	0	0.00	0	0	0	0.00	0.00	0	0	0
313 M DR WILLIAM B KONKLE MEM LIB	22,343	3.02	55	0	45,045	6.08	2.02	18	38	9
314 M HUGHESVILLE AREA PUB LIBRARY	28,023	4.91	33	0	40,258	7.05	1.44	7	365	10
315 M JAMES V BROWN LIBRARY	150,060	1.77	222	0	538,409	6.36	3.59	782	1,747	36
316 M JERSEY SHORE PUBLIC LIBRARY	19,969	3.35	16	0	59,914	10.05	3.00	9	266	8
317 M MONTGOMERY AREA PUBLIC LIBRARY	16,964	3.21	15	0	26,421	5.00	1.56	0	0	6
318 M MUNCY PUBLIC LIBRARY	24,074	3.42	40	0	49,817	7.08	2.07	1,430	2,882	3
<i>Totals - Lycoming County</i>	261,433	2.25	381	0	759,864	6.54	2.91	2,246	5,298	72
319 BRADFORD AREA PUBLIC LIBRARY	49,943	2.36	54	0	41,032	1.94	0.82	282	401	10
320 FRIENDS MEMORIAL LIBRARY	13,296	2.47	41	0	16,175	3.01	1.22	74	222	3
321 HAMLIN MEMORIAL LIBRARY	29,705	5.50	32	0	20,216	3.74	0.68	869	517	7

2013 PENNSYLVANIA PUBLIC LIBRARY STATISTICS  
ANALYSIS OF REVENUE, EXPENDITURES AND SERVICES OF STATE AIDED LIBRARIES  
PART I REVENUE

LIBRARIES BY COUNTY	POPULA- TION SERVED	TOTAL LOCAL GOV REVENUE	STATE REVENUE	FEDERAL REVENUE	OTHER REVENUE	TOTAL REVENUE	SCHOOL BOARD REVENUE	EMPLOY- MENT PROGRAMS
285 H LEBANON COUNTY LIBRARY SYSTEM	0	85,000	29,031	0	15,995	130,026	0	0
286 M ANNVILLE FREE LIBRARY	12,078	34,915	40,611	0	118,481	194,007	0	0
287 M LEBANON COMMUNITY LIBRARY	60,987	78,360	239,121	0	353,264	670,745	0	0
288 M MATTHEWS PUBLIC LIBRARY	17,419	17,678	26,645	0	158,305	202,628	0	0
289 M MYERSTOWN COMMUNITY LIBRARY	15,294	14,009	43,463	0	132,376	189,848	0	0
290 M PALMYRA PUBLIC LIBRARY	22,379	106,167	55,985	0	186,009	348,161	2,000	0
291 M RICHLAND COMMUNITY LIBRARY	5,411	13,747	12,470	0	63,734	89,951	0	0
<i>Totals - Lebanon County</i>	133,568	349,876	447,326	0	1,028,164	1,825,366	2,000	0
292 ALLENTOWN PUBLIC LIBRARY	131,537	1,316,808	613,325	15,500	439,988	2,385,621	1,235,249	0
293 COPLAY PUBLIC LIBRARY	3,192	48,332	12,188	0	8,628	69,148	20,000	0
294 EMMAUS PUBLIC LIBRARY	21,577	154,046	64,535	2,500	80,618	301,699	0	0
295 LOWER MACUNGIE LIBRARY	32,994	477,620	66,825	1,000	61,491	606,936	0	0
296 PARKLAND COMMUNITY LIBRARY	54,946	740,273	129,090	0	68,492	937,855	740,273	0
297 PUBLIC LIBRARY OF CATASAUQUA	10,856	24,550	16,425	0	45,113	86,088	5,000	0
298 SLATINGTON LIBRARY INC	12,926	10,500	18,675	0	66,254	95,429	2,000	0
299 SOUTHERN LEHIGH PUBLIC LIBRARY	20,969	250,178	52,196	0	103,414	405,788	64,000	0
300 WHITEHALL TOWNSHIP PUB LIBRARY	26,738	465,421	77,658	0	44,856	587,935	465,421	0
<i>Totals - Lehigh County</i>	315,735	3,487,728	1,050,917	19,000	918,854	5,476,499	2,531,943	0
301 H LUZERNE COUNTY LIBRARY SYSTEM	0	120,645	38,251	0	0	158,896	0	0
302 M BACK MOUNTAIN MEMORIAL LIBRARY	36,485	114,730	67,403	0	442,128	624,261	9,400	0
303 M HAZLETON AREA PUBLIC LIBRARY	72,891	1,038,852	217,789	0	82,120	1,338,761	854,268	0
304 M HOYT LIBRARY	31,830	243,937	109,184	8,542	117,768	479,431	65,001	8,542
305 M MARIAN SUTHERLAND KIRBY LIB	18,242	51,748	33,260	0	144,010	229,018	0	0
306 M MILL MEMORIAL LIBRARY	22,226	60,261	39,912	0	382,192	482,365	0	0
307 M OSTERHOUT FREE LIBRARY	119,358	321,293	421,726	27,394	1,148,496	1,918,909	45,000	27,394
308 M PITTSTON MEMORIAL LIBRARY	7,739	81,971	26,958	1,160	74,424	184,513	8,448	1,160
309 M PLYMOUTH PUBLIC LIBRARY	10,431	61,903	37,589	0	21,148	120,640	25,000	0
310 M WEST PITTSTON LIBRARY	4,868	25,067	18,971	0	94,379	138,417	2,000	0
311 M WYOMING FREE LIBRARY	5,798	31,276	14,723	0	19,206	65,205	2,000	0
<i>Totals - Luzerne County</i>	329,868	2,151,683	1,025,766	37,096	2,525,871	5,740,416	1,011,117	37,096
312 H LYCOMING COUNTY LIBRARY SYSTEM	0	132,736	0	0	130,858	263,594	0	0
313 M DR WILLIAM B KONKLE MEM LIB	7,407	51,454	25,188	0	28,382	105,024	0	0
314 M HUGHESVILLE AREA PUB LIBRARY	5,713	49,205	19,858	0	11,653	80,716	0	0
315 M JAMES V BROWN LIBRARY	84,702	845,109	795,766	22,500	650,373	2,313,748	6,588	12,500
316 M JERSEY SHORE PUBLIC LIBRARY	5,962	76,406	20,641	0	77,456	174,503	0	0
317 M MONTGOMERY AREA PUBLIC LIBRARY	5,287	42,163	18,517	0	31,855	92,535	0	0
318 M MUNCY PUBLIC LIBRARY	7,040	59,318	24,034	0	23,271	106,623	3,000	0
<i>Totals - Lycoming County</i>	116,111	1,256,391	904,004	22,500	953,848	3,136,743	9,588	12,500
319 BRADFORD AREA PUBLIC LIBRARY	21,133	91,450	63,289	0	139,399	294,138	50,000	0
320 FRIENDS MEMORIAL LIBRARY	5,380	10,700	9,396	1,000	56,406	77,502	0	0
321 HAMLIN MEMORIAL LIBRARY	5,400	6,212	9,053	0	59,883	75,148	300	0

2013 PENNSYLVANIA PUBLIC LIBRARY STATISTICS  
ANALYSIS OF REVENUE, EXPENDITURES AND SERVICES OF STATE AIDED LIBRARIES  
PART I EXPENDITURES

LIBRARIES BY COUNTY	SALARIES WAGES & BENEFITS	TOTAL LIBRARY MATERIALS	OTHER OPERATING TOTAL	TOTAL OPERATING EXPEND	TOT CAP EXP	OPR/ CAP	LOCAL OPERATING EXPEND	STATE OPERATING EXPEND	TOTAL FEDERAL EXPEND
285 H LEBANON COUNTY LIBRARY SYSTEM	58,344	22,033	36,281	116,658	0	0.000	87,627	29,031	0
286 M ANNVILLE FREE LIBRARY	115,717	26,775	57,278	199,770	0	16.540	159,159	40,611	0
287 M LEBANON COMMUNITY LIBRARY	420,829	79,633	140,259	640,721	0	10.506	401,600	239,121	0
288 M MATTHEWS PUBLIC LIBRARY	102,435	30,692	64,021	197,148	0	11.318	170,503	26,645	0
289 M MYERSTOWN COMMUNITY LIBRARY	88,281	16,627	44,044	148,952	46,471	9.739	105,489	43,463	0
290 M PALMYRA PUBLIC LIBRARY	227,431	45,093	53,085	325,609	123,552	14.550	269,624	55,985	0
291 M RICHLAND COMMUNITY LIBRARY	47,338	8,121	53,245	108,704	0	20.089	96,234	12,470	0
<i>Totals - Lebanon County</i>	1,060,375	228,974	448,213	1,737,562	170,023	13.009	1,290,236	447,326	0
292 ALLENTOWN PUBLIC LIBRARY	1,640,902	209,783	362,645	2,213,330	0	16.827	1,584,505	613,325	15,500
293 COPLAY PUBLIC LIBRARY	70,545	11,117	11,568	93,230	0	29.207	81,042	12,188	0
294 EMMAUS PUBLIC LIBRARY	185,676	49,593	75,445	310,714	8,638	14.400	243,679	64,535	2,500
295 LOWER MACUNGIE LIBRARY	371,670	85,078	124,422	581,170	0	17.614	513,345	66,825	1,000
296 PARKLAND COMMUNITY LIBRARY	477,545	117,868	105,195	700,608	25,881	12.751	571,518	129,090	0
297 PUBLIC LIBRARY OF CATASAUQUA	58,851	5,214	34,741	98,806	0	9.102	82,381	16,425	0
298 SLATINGTON LIBRARY INC	49,992	7,654	42,678	100,324	0	7.761	81,649	18,675	0
299 SOUTHERN LEHIGH PUBLIC LIBRARY	224,765	60,016	129,121	413,902	0	19.739	361,706	52,196	0
300 WHITEHALL TOWNSHIP PUB LIBRARY	384,624	78,070	92,197	554,891	0	20.753	477,233	77,658	0
<i>Totals - Lehigh County</i>	3,464,570	624,393	978,012	5,066,975	34,519	16.048	3,997,058	1,050,917	19,000
301 H LUZERNE COUNTY LIBRARY SYSTEM	50,274	0	98,648	148,922	0	0.000	110,671	38,251	0
302 M BACK MOUNTAIN MEMORIAL LIBRARY	241,809	62,894	215,576	520,279	0	14.260	452,876	67,403	0
303 M HAZLETON AREA PUBLIC LIBRARY	834,806	143,462	219,971	1,198,239	31,456	16.439	980,450	217,789	0
304 M HOYT LIBRARY	336,935	67,310	114,252	518,497	0	16.290	400,771	109,184	8,542
305 M MARIAN SUTHERLAND KIRBY LIB	92,964	36,251	96,574	225,789	0	12.377	192,529	33,260	0
306 M MILL MEMORIAL LIBRARY	125,539	26,015	43,358	194,912	0	8.770	155,000	39,912	0
307 M OSTERHOUT FREE LIBRARY	1,073,530	120,629	388,879	1,583,038	0	13.263	1,133,918	421,726	27,394
308 M PITTSTON MEMORIAL LIBRARY	131,543	31,328	57,200	220,071	0	28.437	191,953	26,958	1,160
309 M PLYMOUTH PUBLIC LIBRARY	61,532	16,552	27,647	105,731	0	10.136	68,142	37,589	0
310 M WEST PITTSTON LIBRARY	112,917	35,200	54,255	202,372	0	41.572	183,401	18,971	0
311 M WYOMING FREE LIBRARY	53,675	16,456	30,384	100,515	0	17.336	85,792	14,723	0
<i>Totals - Luzerne County</i>	3,115,524	556,097	1,346,744	5,018,365	31,456	15.213	3,955,503	1,025,766	37,096
312 H LYCOMING COUNTY LIBRARY SYSTEM	98,454	12,542	118,949	229,945	0	0.000	229,945	0	0
313 M DR WILLIAM B KONKLE MEM LIB	72,161	16,853	15,659	104,673	0	14.132	79,485	25,188	0
314 M HUGHESVILLE AREA PUB LIBRARY	50,209	10,844	42,554	103,607	0	18.135	83,749	19,858	0
315 M JAMES V BROWN LIBRARY	1,451,436	315,376	506,817	2,273,629	0	26.843	1,431,078	795,766	46,785
316 M JERSEY SHORE PUBLIC LIBRARY	94,328	19,582	43,567	157,477	35,261	26.413	136,836	20,641	0
317 M MONTGOMERY AREA PUBLIC LIBRARY	40,174	11,617	14,562	66,353	0	12.550	47,836	18,517	0
318 M MUNCY PUBLIC LIBRARY	80,301	17,042	16,772	114,115	15,104	16.210	90,082	24,033	0
<i>Totals - Lycoming County</i>	1,887,063	403,856	758,880	3,049,799	50,365	26.266	2,099,011	904,003	46,785
319 BRADFORD AREA PUBLIC LIBRARY	115,702	32,372	138,422	286,496	4,260	13.557	223,207	63,289	0
320 FRIENDS MEMORIAL LIBRARY	33,314	14,743	19,908	67,965	0	12.633	57,569	9,396	1,000
321 HAMLIN MEMORIAL LIBRARY	30,645	7,709	23,884	62,238	0	11.526	53,185	9,053	0



2013 PENNSYLVANIA PUBLIC LIBRARY STATISTICS  
 ANALYSIS OF REVENUE, EXPENDITURES AND SERVICES OF STATE AIDED LIBRARIES  
 PART I HOURS & STAFF

LIBRARIES BY COUNTY		POPULA- TION SERVED	HOURS OPEN WEEKLY	TOTAL REGIS- TRATION	PROFES- SIONAL STAFF	LIBRARIAN STAFF	OTHER PAID STAFF	VOLUN- TEER STAFF
322	MOUNT JEWETT MEMORIAL LIBRARY	1,653	39	1,473	0.00	0.57	0.00	0.43
323	SAMUEL W SMITH MEM PUB LIBRARY	8,436	45	2,240	1.00	0.00	2.09	0.00
	<i>Totals - McKean County</i>	42,002		20,140	2.14	2.29	7.95	2.22
324	COMMUNITY LIBRARY OF THE SHENANGO VALLEY	30,258	54	12,020	2.75	0.33	4.08	2.70
325	GREENVILLE AREA PUBLIC LIBRARY	10,631	46	3,494	0.00	1.00	3.00	0.95
326	GROVE CITY COMMUNITY LIBRARY	15,718	48	9,277	1.57	0.00	2.54	0.46
327	MERCER AREA LIBRARY	10,752	49	5,956	1.00	0.00	2.00	0.08
328	STEY-NEVANT PUBLIC LIBRARY	5,111	36	1,110	0.00	1.00	1.40	0.20
	<i>Totals - Mercer County</i>	72,470		31,857	5.32	2.33	13.02	4.39
329	MIFFLIN COUNTY LIBRARY	46,682	54	20,529	2.14	1.00	12.14	83.06
	<i>Totals - Mifflin County</i>	46,682		20,529	2.14	1.00	12.14	83.06
330	BARRETT FRIENDLY LIBRARY	7,411	54	2,647	0.86	1.00	2.66	2.86
331	CLYMER LIBRARY ASSOCIATION	15,343	48	13,614	0.00	1.01	4.00	5.12
332	EASTERN MONROE PUBLIC LIBRARY	89,474	69	32,461	10.99	0.99	20.80	1.04
333	POCONO MOUNTAIN PUBLIC LIBRARY	23,734	48	17,437	1.00	1.00	7.00	0.14
334	WESTERN POCONO COMMUNITY LIBRARY	33,880	56	20,443	0.00	1.14	9.80	0.71
	<i>Totals - Monroe County</i>	169,842		86,602	12.84	5.14	44.26	9.87
335	ABINGTON TWP PUBLIC LIBRARY	57,853	65	28,244	12.93	0.00	21.38	2.68
336	CHELTENHAM TOWNSHIP LIB SYSTEM	36,793	55	19,931	8.83	0.00	17.73	0.72
337	FR LIB OF SPRINGFIELD TOWNSHIP	19,418	66	11,545	4.00	4.00	3.00	0.58
338	HORSHAM TOWNSHIP LIBRARY	26,147	57	10,429	4.13	0.00	6.70	0.00
339	HUNTINGDON VALLEY LIBRARY	12,982	58	8,431	3.01	0.00	4.88	0.48
340	INDIAN VALLEY PUBLIC LIBRARY	45,316	70	40,201	6.26	6.18	12.03	1.97
341	JENKINTOWN LIBRARY	4,422	58	3,658	1.00	0.00	3.16	0.00
342	LOWER MERION LIBRARY SYSTEM	57,825	65	31,925	15.47	2.00	41.33	3.33
343	LOWER PROVIDENCE COM LIBRARY	25,436	60	9,912	2.75	0.00	6.88	1.55
344	MONT CO-NORRISTOWN PUB LIB	325,368	61	151,008	14.73	1.00	60.27	3.43
345	NARBERTH COMMUNITY LIBRARY	4,282	54	0	1.50	0.00	1.73	0.10
346	NORTH WALES MEMORIAL FREE LIBRARY	3,229	48	6,238	1.00	0.00	2.15	1.28
347	POTTSTOWN PUBLIC LIBRARY	43,625	53	26,293	2.05	2.00	6.97	0.95
348	UNION LIB COMPANY OF HATBOROUGH	7,360	48	8,255	0.00	1.00	1.49	1.49
349	UPPER DUBLIN PUBLIC LIBRARY	25,569	66	10,672	6.55	1.00	6.95	1.70
350	UPPER MERION TOWNSHIP LIBRARY	28,390	67	25,232	6.49	1.20	13.49	0.00
351	UPPER MORELAND FR PUB LIBRARY	24,015	62	12,293	4.86	1.14	8.49	0.00
352	WILLIAM JEANES MEM LIBRARY	17,349	56	9,003	2.00	0.00	5.09	2.51
353	WISSAHICKON VALLEY PUB LIBRARY	36,697	56	20,369	5.57	1.01	11.07	2.53
	<i>Totals - Montgomery County</i>	802,076		433,639	103.12	20.54	234.76	25.30
354	THOMAS BEAVER FREE LIBRARY	21,321	39	7,185	1.14	0.00	4.86	0.34
	<i>Totals - Montour County</i>	21,321		7,185	1.14	0.00	4.86	0.34

2013 PENNSYLVANIA PUBLIC LIBRARY STATISTICS  
 ANALYSIS OF REVENUE, EXPENDITURES AND SERVICES OF STATE AIDED LIBRARIES  
 PART I COLLECTION

LIBRARIES BY COUNTY	CATL ITEMS EOY	ITEMS/ CAPITA	PERIOD- ICAL PRINT TITLES	PERIOD- ICAL eTITLES	TOTAL CIRC	CIRC/ CAPITA	TURN- OVER	INTER LOAN LENT	INTER LOAN BORROW	WEB ACCESS PCs
322 MOUNT JEWETT MEMORIAL LIBRARY	18,706	11.32	12	0	5,000	3.02	0.27	82	124	4
323 SAMUEL W SMITH MEM PUB LIBRARY	31,574	3.74	39	0	33,276	3.94	1.05	269	201	9
<i>Totals - McKean County</i>	143,224	3.41	178	0	115,699	2.75	0.81	1,576	1,465	33
324 COMMUNITY LIBRARY OF THE SHENANGO VALLEY	62,788	2.08	80	0	80,041	2.65	1.27	266	719	12
325 GREENVILLE AREA PUBLIC LIBRARY	44,496	4.19	52	0	26,611	2.50	0.60	105	256	4
326 GROVE CITY COMMUNITY LIBRARY	46,376	2.95	75	3	78,919	5.02	1.70	97	1,444	11
327 MERCER AREA LIBRARY	26,917	2.50	52	0	27,767	2.58	1.03	168	494	13
328 STEY-NEVANT PUBLIC LIBRARY	29,430	5.76	57	0	13,149	2.57	0.45	29	47	5
<i>Totals - Mercer County</i>	210,007	2.90	316	3	226,487	3.13	1.08	665	2,960	45
329 MIFFLIN COUNTY LIBRARY	83,240	1.78	113	0	127,479	2.73	1.53	264	754	18
<i>Totals - Mifflin County</i>	83,240	1.78	113	0	127,479	2.73	1.53	264	754	18
330 BARRETT FRIENDLY LIBRARY	34,290	4.63	100	0	63,941	8.63	1.86	176	1,094	21
331 CLYMER LIBRARY ASSOCIATION	50,469	3.29	57	0	57,352	3.74	1.14	206	489	15
332 EASTERN MONROE PUBLIC LIBRARY	217,862	2.43	295	25	416,251	4.65	1.91	1,647	1,368	34
333 POCONO MOUNTAIN PUBLIC LIBRARY	58,147	2.45	76	0	72,039	3.04	1.24	64	928	26
334 WESTERN POCONO COMMUNITY LIBRARY	73,880	2.18	135	26	177,468	5.24	2.40	352	1,852	40
<i>Totals - Monroe County</i>	434,648	2.56	663	51	787,051	4.63	1.81	2,445	5,731	136
335 ABINGTON TWP PUBLIC LIBRARY	172,843	2.99	252	111	491,824	8.50	2.85	66,808	54,577	23
336 CHELTENHAM TWNSHP LIB SYSTEM	164,926	4.48	202	110	443,346	12.05	2.69	51,232	56,052	50
337 FR LIB OF SPRINGFIELD TWNSHP	55,344	2.85	76	110	194,960	10.04	3.52	18,965	33,086	11
338 HORSHAM TOWNSHIP LIBRARY	111,058	4.25	132	113	336,377	12.86	3.03	34,291	42,492	27
339 HUNTINGDON VALLEY LIBRARY	78,789	6.07	66	110	105,527	8.13	1.34	13,242	12,262	13
340 INDIAN VALLEY PUBLIC LIBRARY	155,203	3.42	187	127	408,401	9.01	2.63	411	1,265	19
341 JENKINTOWN LIBRARY	35,874	8.11	52	110	65,450	14.80	1.82	7,346	7,832	6
342 LOWER MERION LIBRARY SYSTEM	435,331	7.53	212	111	1,109,802	19.19	2.55	83,292	42,989	34
343 LOWER PROVIDENCE COM LIBRARY	80,038	3.15	84	110	250,374	9.84	3.13	22,766	36,879	15
344 MONT CO-NORRISTOWN PUB LIB	527,434	1.62	331	110	634,806	1.95	1.20	94,378	88,616	65
345 NARBERTH COMMUNITY LIBRARY	35,044	8.18	52	110	70,074	16.36	2.00	12,160	16,184	3
346 NORTH WALES MEMORIAL FREE LIBRARY	42,626	13.20	68	116	84,703	26.23	1.99	125	1,750	12
347 POTTSTOWN PUBLIC LIBRARY	82,736	1.90	68	110	114,705	2.63	1.39	14,827	17,242	14
348 UNION LIB COMPANY OF HATBOROUGH	24,908	3.38	40	110	28,947	3.93	1.16	25	338	8
349 UPPER DUBLIN PUBLIC LIBRARY	121,797	4.76	90	110	345,796	13.52	2.84	57,641	43,141	23
350 UPPER MERION TOWNSHIP LIBRARY	157,572	5.55	187	110	222,974	7.85	1.42	38,286	22,469	25
351 UPPER MORELAND FR PUB LIBRARY	86,309	3.59	100	110	215,972	8.99	2.50	23,278	31,634	18
352 WILLIAM JEANES MEM LIBRARY	51,338	2.96	103	110	160,079	9.23	3.12	16,858	26,074	25
353 WISSAHICKON VALLEY PUB LIBRARY	118,332	3.22	151	110	360,963	9.84	3.05	30,984	52,495	20
<i>Totals - Montgomery County</i>	2,537,502	3.16	2,453	2,118	5,645,080	7.04	2.22	586,915	587,377	411
354 THOMAS BEAVER FREE LIBRARY	35,568	1.67	89	18	61,090	2.87	1.72	188	439	7
<i>Totals - Montour County</i>	35,568	1.67	89	18	61,090	2.87	1.72	188	439	7

2013 PENNSYLVANIA PUBLIC LIBRARY STATISTICS  
 ANALYSIS OF REVENUE, EXPENDITURES AND SERVICES OF STATE AIDED LIBRARIES  
 PART I REVENUE

LIBRARIES BY COUNTY		POPULA- TION SERVED	TOTAL LOCAL GOV REVENUE	STATE REVENUE	FEDERAL REVENUE	OTHER REVENUE	TOTAL REVENUE	SCHOOL BOARD REVENUE	EMPLOY- MENT PROGRAMS
322	MOUNT JEWETT MEMORIAL LIBRARY	1,653	8,780	4,308	0	10,595	23,683	300	0
323	SAMUEL W SMITH MEM PUB LIBRARY	8,436	21,789	34,973	0	90,229	146,991	0	0
	<i>Totals - McKean County</i>	42,002	138,931	121,019	1,000	356,512	617,462	50,600	0
324	COMMUNITY LIBRARY OF THE SHENANGO VALLEY	30,258	155,000	94,963	0	126,485	376,448	0	0
325	GREENVILLE AREA PUBLIC LIBRARY	10,631	13,500	33,407	0	211,134	258,041	0	0
326	GROVE CITY COMMUNITY LIBRARY	15,718	36,150	29,164	0	73,582	138,896	0	0
327	MERCER AREA LIBRARY	10,752	10,517	31,895	0	79,436	121,848	0	0
328	STEY-NEVANT PUBLIC LIBRARY	5,111	106,798	20,047	0	16,908	143,753	0	0
	<i>Totals - Mercer County</i>	72,470	321,965	209,476	0	507,545	1,038,986	0	0
329	MIFFLIN COUNTY LIBRARY	46,682	170,500	218,273	0	180,965	569,738	0	0
	<i>Totals - Mifflin County</i>	46,682	170,500	218,273	0	180,965	569,738	0	0
330	BARRETT FRIENDLY LIBRARY	7,411	99,355	21,819	0	205,717	326,891	0	0
331	CLYMER LIBRARY ASSOCIATION	15,343	212,099	35,772	0	35,540	283,411	0	0
332	EASTERN MONROE PUBLIC LIBRARY	89,474	1,284,157	446,142	0	617,386	2,347,685	0	0
333	POCONO MOUNTAIN PUBLIC LIBRARY	23,734	300,382	56,507	0	50,432	407,321	0	0
334	WESTERN POCONO COMMUNITY LIBRARY	33,880	554,787	90,306	0	189,385	834,478	554,787	0
	<i>Totals - Monroe County</i>	169,842	2,450,780	650,546	0	1,098,460	4,199,786	554,787	0
335	ABINGTON TWP PUBLIC LIBRARY	57,853	2,101,428	182,371	0	163,116	2,446,915	0	0
336	CHELTENHAM TWNSHP LIB SYSTEM	36,793	1,571,863	119,758	2,500	200,508	1,894,629	0	0
337	FR LIB OF SPRINGFIELD TWNSHP	19,418	758,815	61,335	0	36,422	856,572	0	0
338	HORSHAM TOWNSHIP LIBRARY	26,147	1,017,987	72,939	0	49,790	1,140,716	0	0
339	HUNTINGDON VALLEY LIBRARY	12,982	455,137	36,216	0	88,816	580,169	0	0
340	INDIAN VALLEY PUBLIC LIBRARY	45,316	768,665	127,325	0	162,132	1,058,122	110,000	0
341	JENKINTOWN LIBRARY	4,422	220,070	35,059	0	64,206	319,335	0	0
342	LOWER MERION LIBRARY SYSTEM	57,825	4,227,405	193,448	158,886	517,215	5,096,954	0	0
343	LOWER PROVIDENCE COM LIBRARY	25,436	411,777	70,031	0	169,857	651,665	0	0
344	MONT CO-NORRISTOWN PUB LIB	325,368	2,754,808	1,645,418	60,160	392,953	4,853,339	17,150	0
345	NARBERTH COMMUNITY LIBRARY	4,282	153,435	14,765	0	49,777	217,977	0	0
346	NORTH WALES MEMORIAL FREE LIBRARY	3,229	20,000	6,772	0	183,094	209,866	0	597
347	POTTSTOWN PUBLIC LIBRARY	43,625	273,125	109,422	59,785	176,266	618,598	0	0
348	UNION LIB COMPANY OF HATBOROUGH	7,360	50,000	22,688	12,200	41,777	126,665	0	0
349	UPPER DUBLIN PUBLIC LIBRARY	25,569	1,038,883	82,527	10,000	42,041	1,173,451	0	0
350	UPPER MERION TOWNSHIP LIBRARY	28,390	1,366,936	88,646	0	45,869	1,501,451	0	0
351	UPPER MORELAND FR PUB LIBRARY	24,015	685,558	77,954	0	58,121	821,633	0	0
352	WILLIAM JEANES MEM LIBRARY	17,349	484,000	52,717	0	85,462	622,179	0	0
353	WISSAHICKON VALLEY PUB LIBRARY	36,697	972,438	111,541	0	151,388	1,235,367	972,438	0
	<i>Totals - Montgomery County</i>	802,076	19,332,330	3,110,932	303,531	2,678,810	25,425,603	1,099,588	597
354	THOMAS BEAVER FREE LIBRARY	21,321	17,100	55,297	4,000	62,304	138,701	16,000	0
	<i>Totals - Montour County</i>	21,321	17,100	55,297	4,000	62,304	138,701	16,000	0

2013 PENNSYLVANIA PUBLIC LIBRARY STATISTICS  
 ANALYSIS OF REVENUE, EXPENDITURES AND SERVICES OF STATE AIDED LIBRARIES  
 PART I EXPENDITURES

LIBRARIES BY COUNTY		SALARIES WAGES & BENEFITS	TOTAL LIBRARY MATERIALS	OTHER OPERATING TOTAL	TOTAL OPERATING EXPEND	TOT CAP EXP	OPR/ CAP	LOCAL OPERATING EXPEND	STATE OPERATING EXPEND	TOTAL FEDERAL EXPEND
322	MOUNT JEWETT MEMORIAL LIBRARY	8,180	3,783	8,174	20,137	0	12.182	15,829	4,308	0
323	SAMUEL W SMITH MEM PUB LIBRARY	80,678	17,735	22,823	121,236	75,957	14.371	86,419	34,817	0
	<i>Totals - McKean County</i>	268,519	76,342	213,211	558,072	80,217	13.287	436,209	120,863	1,000
324	COMMUNITY LIBRARY OF THE SHENANGO VALLEY	243,243	50,074	110,551	403,868	0	13.347	308,905	94,963	0
325	GREENVILLE AREA PUBLIC LIBRARY	156,034	32,982	84,058	273,074	0	25.687	239,667	33,407	0
326	GROVE CITY COMMUNITY LIBRARY	102,374	29,827	21,419	153,620	4,830	9.774	124,456	29,164	0
327	MERCER AREA LIBRARY	64,557	20,791	33,811	119,159	0	11.082	87,264	31,895	0
328	STEY-NEVANT PUBLIC LIBRARY	96,007	23,126	20,896	140,029	0	27.398	119,982	20,047	0
	<i>Totals - Mercer County</i>	662,215	156,800	270,735	1,089,750	4,830	15.037	880,274	209,476	0
329	MIFFLIN COUNTY LIBRARY	352,435	85,254	69,152	506,841	0	10.857	288,568	218,273	0
	<i>Totals - Mifflin County</i>	352,435	85,254	69,152	506,841	0	10.857	288,568	218,273	0
330	BARRETT FRIENDLY LIBRARY	138,771	29,610	143,515	311,896	0	42.086	290,077	21,819	0
331	CLYMER LIBRARY ASSOCIATION	147,743	39,115	106,321	293,179	0	19.108	257,407	35,772	0
332	EASTERN MONROE PUBLIC LIBRARY	1,271,030	262,474	326,203	1,859,707	33,000	20.785	1,459,505	400,202	0
333	POCONO MOUNTAIN PUBLIC LIBRARY	320,705	35,195	109,307	465,207	263,229	19.601	408,700	56,507	0
334	WESTERN POCONO COMMUNITY LIBRARY	360,471	109,768	345,395	815,634	158,986	24.074	725,328	90,306	0
	<i>Totals - Monroe County</i>	2,238,720	476,162	1,030,741	3,745,623	455,215	22.054	3,141,017	604,606	0
335	ABINGTON TWP PUBLIC LIBRARY	1,910,991	279,044	221,044	2,411,079	0	41.676	2,228,708	182,371	0
336	CHELTENHAM TWNSHP LIB SYSTEM	1,278,318	255,596	415,792	1,949,706	0	52.991	1,827,448	119,758	2,500
337	FR LIB OF SPRINGFIELD TWNSHP	591,841	107,191	180,013	879,045	0	45.270	817,710	61,335	0
338	HORSHAM TOWNSHIP LIBRARY	503,738	144,210	601,321	1,249,269	0	47.779	1,176,330	72,939	0
339	HUNTINGDON VALLEY LIBRARY	352,110	95,101	130,898	578,109	0	44.532	541,893	36,216	0
340	INDIAN VALLEY PUBLIC LIBRARY	637,301	145,318	204,696	987,315	0	21.787	859,990	127,325	0
341	JENKINTOWN LIBRARY	184,864	74,346	80,723	339,933	0	76.873	304,874	35,059	0
342	LOWER MERION LIBRARY SYSTEM	3,540,452	680,066	938,512	5,159,030	2,460,939	89.218	4,806,696	193,448	158,886
343	LOWER PROVIDENCE COM LIBRARY	354,941	81,927	231,051	667,919	0	26.259	597,888	70,031	0
344	MONT CO-NORRISTOWN PUB LIB	3,362,730	698,613	752,567	4,813,910	0	14.795	3,108,332	1,645,418	60,160
345	NARBERTH COMMUNITY LIBRARY	107,596	28,301	62,991	198,888	0	46.447	184,123	14,765	0
346	NORTH WALES MEMORIAL FREE LIBRARY	96,604	28,860	117,064	242,528	0	75.109	235,756	6,772	0
347	POTTSTOWN PUBLIC LIBRARY	390,586	101,656	258,750	750,992	0	17.215	581,785	109,422	59,785
348	UNION LIB COMPANY OF HATBOROUGH	79,384	26,594	71,118	177,096	0	24.062	142,208	22,688	12,200
349	UPPER DUBLIN PUBLIC LIBRARY	809,560	206,148	67,864	1,083,572	34,773	42.378	996,086	82,527	4,959
350	UPPER MERION TOWNSHIP LIBRARY	1,228,141	285,020	339,849	1,853,010	0	65.270	1,764,364	88,646	0
351	UPPER MORELAND FR PUB LIBRARY	618,238	105,608	129,566	853,412	0	35.537	775,458	77,954	0
352	WILLIAM JEANES MEM LIBRARY	438,297	114,717	135,500	688,514	0	39.686	635,797	52,717	0
353	WISSAHICKON VALLEY PUB LIBRARY	801,273	163,346	245,076	1,209,695	0	32.964	1,098,154	111,541	0
	<i>Totals - Montgomery County</i>	17,286,965	3,621,662	5,184,395	26,093,022	2,495,712	32.532	22,683,600	3,110,932	298,490
354	THOMAS BEAVER FREE LIBRARY	121,831	32,219	60,530	214,580	0	10.064	155,283	55,297	4,000
	<i>Totals - Montour County</i>	121,831	32,219	60,530	214,580	0	10.064	155,283	55,297	4,000

2013 PENNSYLVANIA PUBLIC LIBRARY STATISTICS  
 ANALYSIS OF REVENUE, EXPENDITURES AND SERVICES OF STATE AIDED LIBRARIES  
 PART I HOURS & STAFF

LIBRARIES BY COUNTY		POPULA- TION SERVED	HOURS OPEN WEEKLY	TOTAL REGIS- TRATION	PROFES- SIONAL STAFF	LIBRARIAN STAFF	OTHER PAID STAFF	VOLUN- TEER STAFF
355	BANGOR PUBLIC LIBRARY	20,359	44	10,628	0.86	0.00	2.80	0.63
356	BETHLEHEM AREA PUBLIC LIBRARY	127,583	62	59,952	9.21	0.00	25.34	3.05
357	EASTON AREA PUBLIC LIBRARY	65,313	65	35,683	6.75	0.00	24.48	0.16
358	HELLERTOWN AREA LIBRARY	5,898	47	6,028	1.00	0.00	0.93	1.25
359	MARY MEUSER MEMORIAL LIBRARY	15,477	45	7,896	0.00	1.01	3.76	0.00
360	MEM LIB OF NAZARETH & VICINITY	25,829	51	16,411	2.00	5.47	0.00	0.24
361	NORTHAMPTON AREA PUB LIBRARY	41,714	51	13,924	1.00	0.00	9.89	0.63
	<i>Totals - Northampton County</i>	302,173		150,522	20.81	6.48	67.19	5.96
362	DEGENSTEIN COMMUNITY LIBRARY	18,267	47	6,374	0.80	1.00	4.50	0.40
363	MILTON PUBLIC LIBRARY	12,143	50	6,235	0.00	1.07	2.93	0.05
364	MONTGOMERY HSE/WARRIOR RUN LIB	9,739	45	3,150	1.00	0.00	2.17	0.29
365	MOUNT CARMEL PUBLIC LIBRARY	12,577	40	8,447	0.00	1.14	2.31	0.00
366	PRIESTLEY FORSYTH MEM LIBRARY	7,489	48	4,703	1.14	1.14	3.06	0.00
367	RALPHO TOWNSHIP PUBLIC LIBRARY	4,321	41	3,892	0.00	1.00	0.43	0.00
368	SHAMOKIN & COAL TWP PUB LIB	20,912	46	6,987	1.00	0.00	4.00	0.43
	<i>Totals - Northumberland County</i>	85,448		39,788	3.94	5.35	19.40	1.17
369	BLOOMFIELD PUBLIC LIBRARY	3,738	35	837	0.00	0.69	0.49	0.00
370	COMMUNITY LIB OF W PERRY CO	3,038	27	550	0.00	0.77	0.00	0.57
371	MARYSVILLE RYE LIB ASSOCIATION	4,898	36	1,225	0.00	1.00	0.22	0.00
372	NEWPORT PUBLIC LIBRARY	9,298	45	2,708	0.00	1.00	2.63	1.40
	<i>Totals - Perry County</i>	20,972		5,320	0.00	3.46	3.34	1.97
373	FREE LIBRARY OF PHILADELPHIA	1,526,006	69	416,260	270.00	216.60	365.75	96.15
	<i>Totals - Philadelphia County</i>	1,526,006		416,260	270.00	216.60	365.75	96.15
374	PIKE COUNTY PUBLIC LIBRARY	57,369	50	19,898	1.14	0.00	9.63	1.74
	<i>Totals - Pike County</i>	57,369		19,898	1.14	0.00	9.63	1.74
375	H POTTER-TIOGA COUNTY LIB SYS	4,984		0	1.00	0.00	1.00	0.00
376	M COUDERSPORT PUBLIC LIBRARY	5,943	65	3,136	1.00	0.00	0.90	0.00
377	M GALETON PUBLIC LIBRARY	1,866	37	963	0.00	0.80	0.31	0.00
378	M GENESEE AREA LIBRARY	799	28	316	0.00	0.60	0.20	0.00
379	M OSWAYO VALLEY MEMORIAL LIBRARY	3,514	31	812	0.00	1.06	0.00	0.34
380	M ULYSSES LIBRARY	1,256	35	1,742	0.00	0.69	0.43	0.00
	<i>Totals - Potter County</i>	18,362		6,969	2.00	3.14	2.84	0.34
381	H POTTSVILLE FREE PUBLIC LIBRARY	62,118	62	6,923	5.01	0.00	5.04	0.61
382	M MINERSVILLE PUBLIC LIBRARY	4,397	30	1,039	0.00	0.63	1.00	0.09
383	M ORWIGSBURG AREA FR PUB LIBRARY	6,426	50	2,913	0.23	1.00	1.14	0.34
384	M PORT CARBON PUBLIC LIBRARY	1,889	35	1,918	0.00	0.60	0.51	0.34
385	M SHENANDOAH AREA FREE PUBLIC LIBRARY	5,071	40	4,750	0.00	0.56	0.44	0.11
386	M TOWER-PORTER COMMUNITY LIBRARY	3,522	35	896	0.00	0.57	0.00	0.91
387	M TREMONT AREA FR PUBLIC LIBRARY	1,752	35	959	0.00	0.57	0.43	0.00

2013 PENNSYLVANIA PUBLIC LIBRARY STATISTICS  
 ANALYSIS OF REVENUE, EXPENDITURES AND SERVICES OF STATE AIDED LIBRARIES  
 PART I COLLECTION

LIBRARIES BY COUNTY		CATL ITEMS EOY	ITEMS/ CAPITA	PERIOD- ICAL PRINT TITLES	PERIOD- ICAL eTITLES	TOTAL CIRC	CIRC/ CAPITA	TURN- OVER	INTER LOAN LENT	INTER LOAN BORROW	WEB ACCESS PCs
355	BANGOR PUBLIC LIBRARY	34,764	1.71	36	0	39,687	1.95	1.14	512	1,199	2
356	BETHLEHEM AREA PUBLIC LIBRARY	215,215	1.69	200	51	833,856	6.54	3.87	8,384	2,455	42
357	EASTON AREA PUBLIC LIBRARY	223,190	3.42	225	40	447,584	6.85	2.01	3,836	3,881	53
358	HELLERTOWN AREA LIBRARY	33,426	5.67	55	0	91,839	15.57	2.75	0	113	9
359	MARY MEUSER MEMORIAL LIBRARY	50,395	3.26	95	0	67,432	4.36	1.34	170	949	7
360	MEM LIB OF NAZARETH & VICINITY	62,725	2.43	63	0	119,127	4.61	1.90	23	1,235	12
361	NORTHAMPTON AREA PUB LIBRARY	69,040	1.66	62	0	107,531	2.58	1.56	380	1,385	10
	<i>Totals - Northampton County</i>	688,755	2.28	736	91	1,707,056	5.65	2.48	13,305	11,217	135
362	DEGENSTEIN COMMUNITY LIBRARY	81,473	4.46	63	0	69,773	3.82	0.86	13	292	14
363	MILTON PUBLIC LIBRARY	23,778	1.96	58	0	46,517	3.83	1.96	292	270	27
364	MONTGOMERY HSE/WARRIOR RUN LIB	26,861	2.76	50	0	33,656	3.46	1.25	190	518	5
365	MOUNT CARMEL PUBLIC LIBRARY	60,870	4.84	55	0	62,145	4.94	1.02	33	170	4
366	PRIESTLEY FORSYTH MEM LIBRARY	23,732	3.17	46	0	38,197	5.10	1.61	95	146	22
367	RALPHO TOWNSHIP PUBLIC LIBRARY	24,367	5.64	37	0	27,443	6.35	1.13	189	358	2
368	SHAMOKIN & COAL TWP PUB LIB	56,225	2.69	91	4	58,139	2.78	1.03	406	154	8
	<i>Totals - Northumberland County</i>	297,306	3.48	400	4	335,870	3.93	1.13	1,218	1,908	82
369	BLOOMFIELD PUBLIC LIBRARY	19,338	5.17	29	0	13,997	3.74	0.72	123	490	7
370	COMMUNITY LIB OF W PERRY CO	11,913	3.92	15	0	16,747	5.51	1.41	510	789	3
371	MARYSVILLE RYE LIB ASSOCIATION	15,139	3.09	35	0	10,452	2.13	0.69	361	2,073	4
372	NEWPORT PUBLIC LIBRARY	45,336	4.88	60	0	50,691	5.45	1.12	1,763	1,260	7
	<i>Totals - Perry County</i>	91,726	4.37	139	0	91,887	4.38	1.00	2,757	4,612	21
373	FREE LIBRARY OF PHILADELPHIA	3,439,757	2.25	830	1,912	6,579,053	4.31	1.91	7,279	6,304	970
	<i>Totals - Philadelphia County</i>	3,439,757	2.25	830	1,912	6,579,053	4.31	1.91	7,279	6,304	970
374	PIKE COUNTY PUBLIC LIBRARY	71,888	1.25	90	137	126,041	2.20	1.75	140	1,829	13
	<i>Totals - Pike County</i>	71,888	1.25	90	137	126,041	2.20	1.75	140	1,829	13
375	H POTTER-TIOGA COUNTY LIB SYS	4,947	0.99	4	1	0	0.00	0.00	0	0	0
376	M COUDERSPORT PUBLIC LIBRARY	25,657	4.32	90	0	32,684	5.50	1.27	150	554	4
377	M GALETON PUBLIC LIBRARY	21,328	11.43	57	0	14,951	8.01	0.70	23	42	5
378	M GENESEE AREA LIBRARY	7,155	8.95	14	0	4,019	5.03	0.56	8	4	4
379	M OSWAYO VALLEY MEMORIAL LIBRARY	13,277	3.78	29	0	9,231	2.63	0.70	18	76	5
380	M ULYSSES LIBRARY	17,587	14.00	25	0	10,162	8.09	0.58	122	72	10
	<i>Totals - Potter County</i>	89,951	4.90	219	1	71,047	3.87	0.79	321	748	28
381	H POTTSVILLE FREE PUBLIC LIBRARY	114,419	1.84	145	0	82,172	1.32	0.72	673	1,878	18
382	M MINERSVILLE PUBLIC LIBRARY	18,220	4.14	40	0	21,566	4.90	1.18	60	65	6
383	M ORWIGSBURG AREA FR PUB LIBRARY	30,685	4.78	44	0	37,954	5.91	1.24	57	703	5
384	M PORT CARBON PUBLIC LIBRARY	17,731	9.39	17	0	14,157	7.49	0.80	6	0	4
385	M SHENANDOAH AREA FREE PUBLIC LIBRARY	13,770	2.72	34	0	7,641	1.51	0.55	0	0	6
386	M TOWER-PORTER COMMUNITY LIBRARY	11,327	3.22	10	0	3,435	0.98	0.30	2	39	5
387	M TREMONT AREA FR PUBLIC LIBRARY	13,736	7.84	18	0	3,487	1.99	0.25	25	76	3

2013 PENNSYLVANIA PUBLIC LIBRARY STATISTICS  
ANALYSIS OF REVENUE, EXPENDITURES AND SERVICES OF STATE AIDED LIBRARIES  
PART I REVENUE

LIBRARIES BY COUNTY		POPULA- TION SERVED	TOTAL LOCAL GOV REVENUE	STATE REVENUE	FEDERAL REVENUE	OTHER REVENUE	TOTAL REVENUE	SCHOOL BOARD REVENUE	EMPLOY- MENT PROGRAMS
355	BANGOR PUBLIC LIBRARY	20,359	39,700	25,977	0	106,017	171,694	21,000	0
356	BETHLEHEM AREA PUBLIC LIBRARY	127,583	2,127,996	517,934	0	0	2,645,930	0	3,392
357	EASTON AREA PUBLIC LIBRARY	65,313	1,329,041	354,232	4,080	169,639	1,856,992	1,329,041	0
358	HELLERTOWN AREA LIBRARY	5,898	58,000	18,730	0	101,304	178,034	0	0
359	MARY MEUSER MEMORIAL LIBRARY	15,477	170,111	41,008	0	21,403	232,522	66,500	0
360	MEM LIB OF NAZARETH & VICINITY	25,829	349,980	68,025	0	58,351	476,356	0	0
361	NORTHAMPTON AREA PUB LIBRARY	41,714	263,128	105,184	0	90,424	458,736	227,394	0
	<i>Totals - Northampton County</i>	302,173	4,337,956	1,131,090	4,080	547,138	6,020,264	1,643,935	3,392
362	DEGENSTEIN COMMUNITY LIBRARY	18,267	17,231	54,796	0	314,811	386,838	1,250	5,904
363	MILTON PUBLIC LIBRARY	12,143	48,526	20,719	0	126,016	195,261	0	0
364	MONTGOMERY HSE/WARRIOR RUN LIB	9,739	21,900	14,044	0	134,056	170,000	1,000	0
365	MOUNT CARMEL PUBLIC LIBRARY	12,577	9,379	35,889	6,598	62,597	114,463	4,000	6,598
366	PRIESTLEY FORSYTH MEM LIBRARY	7,489	5,500	29,807	0	187,472	222,779	2,500	5,294
367	RALPHO TOWNSHIP PUBLIC LIBRARY	4,321	15,450	6,718	0	20,255	42,423	0	0
368	SHAMOKIN & COAL TWP PUB LIB	20,912	21,859	36,086	7,998	59,742	125,685	0	7,998
	<i>Totals - Northumberland County</i>	85,448	139,845	198,059	14,596	904,949	1,257,449	8,750	25,794
369	BLOOMFIELD PUBLIC LIBRARY	3,738	550	10,675	0	17,305	28,530	0	0
370	COMMUNITY LIB OF W PERRY CO	3,038	1,425	5,714	0	20,986	28,125	0	0
371	MARYSVILLE RYE LIB ASSOCIATION	4,898	7,735	7,835	0	34,303	49,873	0	0
372	NEWPORT PUBLIC LIBRARY	9,298	2,460	27,041	0	74,291	103,792	660	0
	<i>Totals - Perry County</i>	20,972	12,170	51,265	0	146,885	210,320	660	0
373	FREE LIBRARY OF PHILADELPHIA	1,526,006	65,990,234	7,683,200	172,927	2,061,544	75,907,905	0	0
	<i>Totals - Philadelphia County</i>	1,526,006	65,990,234	7,683,200	172,927	2,061,544	75,907,905	0	0
374	PIKE COUNTY PUBLIC LIBRARY	57,369	223,400	175,196	0	172,241	570,837	1,400	0
	<i>Totals - Pike County</i>	57,369	223,400	175,196	0	172,241	570,837	1,400	0
375	H POTTER-TIOGA COUNTY LIB SYS	4,984	45,063	105,551	0	8,546	159,160	0	0
376	M COUDERSPORT PUBLIC LIBRARY	5,943	45,259	11,250	0	55,050	111,559	2,500	0
377	M GALETON PUBLIC LIBRARY	1,866	9,201	7,657	7,711	32,614	57,183	0	7,711
378	M GENESEE AREA LIBRARY	799	9,304	5,969	0	15,117	30,390	1,000	0
379	M OSWAYO VALLEY MEMORIAL LIBRARY	3,514	12,328	9,972	0	17,410	39,710	1,500	0
380	M ULYSSES LIBRARY	1,256	10,299	7,681	0	52,747	70,727	1,000	0
	<i>Totals - Potter County</i>	18,362	131,454	148,080	7,711	181,484	468,729	6,000	7,711
381	H POTTSVILLE FREE PUBLIC LIBRARY	62,118	127,781	331,330	9,525	156,009	624,645	55,000	8,925
382	M MINERSVILLE PUBLIC LIBRARY	4,397	10,760	14,411	0	29,475	54,646	0	0
383	M ORWIGSBURG AREA FR PUB LIBRARY	6,426	7,660	19,451	0	65,619	92,730	0	0
384	M PORT CARBON PUBLIC LIBRARY	1,889	2,960	7,970	0	16,165	27,095	2,300	0
385	M SHENANDOAH AREA FREE PUBLIC LIBRARY	5,071	5,160	11,199	0	10,365	26,724	4,000	0
386	M TOWER-PORTER COMMUNITY LIBRARY	3,522	5,160	7,933	0	4,576	17,669	0	0
387	M TREMONT AREA FR PUBLIC LIBRARY	1,752	3,917	7,372	0	15,243	26,532	350	0

2013 PENNSYLVANIA PUBLIC LIBRARY STATISTICS  
ANALYSIS OF REVENUE, EXPENDITURES AND SERVICES OF STATE AIDED LIBRARIES  
PART I EXPENDITURES

LIBRARIES BY COUNTY	SALARIES WAGES & BENEFITS	TOTAL LIBRARY MATERIALS	OTHER OPERATING TOTAL	TOTAL OPERATING EXPEND	TOT CAP EXP	OPR/ CAP	LOCAL OPERATING EXPEND	STATE OPERATING EXPEND	TOTAL FEDERAL EXPEND
355 BANGOR PUBLIC LIBRARY	71,775	28,776	22,959	123,510	0	6.067	97,533	25,977	0
356 BETHLEHEM AREA PUBLIC LIBRARY	2,098,163	413,834	342,882	2,854,879	0	22.377	2,334,933	517,934	2,012
357 EASTON AREA PUBLIC LIBRARY	1,312,926	234,629	390,434	1,937,989	0	29.672	1,579,677	354,232	4,080
358 HELLERTOWN AREA LIBRARY	68,056	32,946	92,982	193,984	0	32.890	175,254	18,730	0
359 MARY MEUSER MEMORIAL LIBRARY	184,575	29,108	45,848	259,531	0	16.769	218,523	41,008	0
360 MEM LIB OF NAZARETH & VICINITY	280,405	67,942	109,833	458,180	0	17.739	390,155	68,025	0
361 NORTHAMPTON AREA PUB LIBRARY	318,703	77,288	84,567	480,558	0	11.520	375,374	105,184	0
<i>Totals - Northampton County</i>	4,334,603	884,523	1,089,505	6,308,631	0	20.878	5,171,449	1,131,090	6,092
362 DEGENSTEIN COMMUNITY LIBRARY	260,822	51,511	103,146	415,479	0	22.745	360,683	54,796	0
363 MILTON PUBLIC LIBRARY	114,836	30,622	87,426	232,884	10,003	19.178	212,165	20,719	0
364 MONTGOMERY HSE/WARRIOR RUN LIB	83,091	23,857	48,666	155,614	0	15.978	141,570	14,044	0
365 MOUNT CARMEL PUBLIC LIBRARY	71,424	16,665	49,225	137,314	0	10.918	94,827	35,889	6,598
366 PRIESTLEY FORSYTH MEM LIBRARY	151,626	26,189	62,025	239,840	0	32.026	210,033	29,807	0
367 RALPHO TOWNSHIP PUBLIC LIBRARY	29,353	4,841	3,493	37,687	0	8.722	30,969	6,718	0
368 SHAMOKIN & COAL TWP PUB LIB	111,238	17,802	23,107	152,147	0	7.276	108,063	36,086	7,998
<i>Totals - Northumberland County</i>	822,390	171,487	377,088	1,370,965	10,003	16.044	1,158,310	198,059	14,596
369 BLOOMFIELD PUBLIC LIBRARY	20,433	4,795	8,202	33,430	0	8.943	22,755	10,675	0
370 COMMUNITY LIB OF W PERRY CO	13,926	4,468	11,717	30,111	0	9.911	24,397	5,714	0
371 MARYSVILLE RYE LIB ASSOCIATION	37,489	7,286	10,340	55,115	0	11.253	47,280	7,835	0
372 NEWPORT PUBLIC LIBRARY	92,714	21,715	48,873	163,302	0	17.563	136,261	27,041	0
<i>Totals - Perry County</i>	164,562	38,264	79,132	281,958	0	13.444	230,693	51,265	0
373 FREE LIBRARY OF PHILADELPHIA	54,669,274	5,174,515	16,426,484	76,270,273	0	49.980	68,414,146	7,683,200	172,927
<i>Totals - Philadelphia County</i>	54,669,274	5,174,515	16,426,484	76,270,273	0	49.980	68,414,146	7,683,200	172,927
374 PIKE COUNTY PUBLIC LIBRARY	305,150	78,439	134,571	518,160	1,103,405	9.032	342,964	175,196	0
<i>Totals - Pike County</i>	305,150	78,439	134,571	518,160	1,103,405	9.032	342,964	175,196	0
375 H POTTER-TIOGA COUNTY LIB SYS	91,316	27,276	38,316	156,908	0	31.482	51,357	105,551	0
376 M COUDERSPORT PUBLIC LIBRARY	63,587	30,742	24,820	119,149	0	20.049	107,899	11,250	0
377 M GALETON PUBLIC LIBRARY	29,250	7,426	15,968	52,644	0	28.212	44,987	7,657	0
378 M GENESEE AREA LIBRARY	16,157	5,564	11,437	33,158	0	41.499	27,189	5,969	0
379 M OSWAYO VALLEY MEMORIAL LIBRARY	25,264	4,967	9,040	39,271	0	11.176	29,299	9,972	0
380 M ULYSSES LIBRARY	32,177	10,637	13,750	56,564	0	45.035	48,883	7,681	0
<i>Totals - Potter County</i>	257,751	86,612	113,331	457,694	0	24.926	309,614	148,080	0
381 H POTTSVILLE FREE PUBLIC LIBRARY	467,806	82,682	124,009	674,497	0	10.858	332,240	331,330	10,927
382 M MINERSVILLE PUBLIC LIBRARY	32,089	8,076	14,707	54,872	0	12.479	40,461	14,411	0
383 M ORWIGSBURG AREA FR PUB LIBRARY	54,644	14,508	43,441	112,593	0	17.521	93,142	19,451	0
384 M PORT CARBON PUBLIC LIBRARY	17,896	6,268	3,534	27,698	0	14.663	19,728	7,970	0
385 M SHENANDOAH AREA FREE PUBLIC LIBRARY	15,375	5,539	16,782	37,696	0	7.434	26,497	11,199	0
386 M TOWER-PORTER COMMUNITY LIBRARY	7,043	4,515	8,539	20,097	0	5.706	12,164	7,933	0
387 M TREMONT AREA FR PUBLIC LIBRARY	15,441	4,119	6,835	26,395	0	15.066	19,023	7,372	0



2013 PENNSYLVANIA PUBLIC LIBRARY STATISTICS  
 ANALYSIS OF REVENUE, EXPENDITURES AND SERVICES OF STATE AIDED LIBRARIES  
 PART I HOURS & STAFF

LIBRARIES BY COUNTY		POPULA- TION SERVED	HOURS OPEN WEEKLY	TOTAL REGIS- TRATION	PROFES- SIONAL STAFF	LIBRARIAN STAFF	OTHER PAID STAFF	VOLUN- TEER STAFF
388	M TRI VALLEY FREE PUBLIC LIBRARY	3,516	37	1,081	0.54	0.00	1.03	0.43
389	ASHLAND PUBLIC LIBRARY	5,857	35	2,200	0.00	0.71	1.57	0.00
390	FRACKVILLE FREE PUBLIC LIBRARY	9,029	45	2,896	0.86	0.00	1.43	0.00
391	MAHANOEY CITY PUBLIC LIBRARY	10,987	47	4,503	0.57	0.00	0.77	0.00
392	RINGTOWN AREA LIBRARY	2,091	30	437	0.00	0.71	0.51	0.00
393	SCHUYLKILL HAVEN FR PUB LIB	8,429	47	8,104	0.00	1.00	2.13	0.00
394	TAMAQUA PUBLIC LIBRARY	17,144	46	5,347	0.00	1.14	4.49	0.00
	<i>Totals - Schuylkill County</i>	142,228		43,966	7.21	7.50	20.49	2.84
395	SNYDER COUNTY LIBRARIES, INC	39,702	54	14,273	2.29	0.00	11.29	0.29
	<i>Totals - Snyder County</i>	39,702		14,273	2.29	0.00	11.29	0.29
396	H SOMERSET COUNTY FED LIB SYSTEM	0		0	1.00	0.00	2.00	0.00
397	M MEYERSDALE PUBLIC LIBRARY	19,008	52	4,674	1.00	0.00	3.03	0.00
398	M SOMERSET COUNTY LIBRARY	39,320	65	8,652	1.00	0.00	4.86	1.86
399	M WINDBER PUBLIC LIBRARY	13,137	45	2,519	0.00	1.00	2.37	0.00
400	M MARY S BIESECKER PUB LIBRARY	6,277	47	3,318	0.54	1.00	1.71	0.23
	<i>Totals - Somerset County</i>	77,742		19,163	3.54	2.00	13.97	2.09
401	SULLIVAN COUNTY LIBRARY	6,428	37	2,857	0.00	1.00	1.63	0.86
	<i>Totals - Sullivan County</i>	6,428		2,857	0.00	1.00	1.63	0.86
402	SUS CO HIST SOC & FR LIB	43,356	51	14,619	1.00	0.00	15.22	0.22
	<i>Totals - Susquehanna County</i>	43,356		14,619	1.00	0.00	15.22	0.22
403	H POTTER-TIOGA COUNTY LIB SYS	12,947						
404	M BLOSSBURG MEMORIAL LIBRARY	4,003	37	2,229	0.86	0.00	0.57	0.06
405	M ELKLAND AREA COMMUNITY LIBRARY	3,688	35	940	0.00	0.69	0.86	0.00
406	M GREEN FREE LIBRARY	11,499	54	7,493	1.14	0.00	4.14	0.00
407	M KNOXVILLE PUBLIC LIBRARY	1,712	35	570	0.00	0.71	0.63	0.09
408	M MANSFIELD FREE PUBLIC LIBRARY	6,021	38	0	0.00	1.00	0.57	0.49
409	M WESTFIELD PUBLIC LIBRARY	2,111	28	1,255	0.00	0.86	0.29	0.29
	<i>Totals - Tioga County</i>	41,981		12,487	2.00	3.26	7.06	0.91
410	H UNION COUNTY LIBRARY SYSTEM	0		0	0.29	0.00	3.14	0.00
411	M JANE & ANNETTE HERR MEMORIAL LIBRARY	3,540	35	2,926	0.00	1.00	2.63	0.00
412	M PUBLIC LIBRARY FOR UNION CO	39,587	56	12,678	2.00	0.00	9.71	0.00
413	M WEST END LIBRARY	1,820	35	803	0.00	1.01	1.95	0.00
	<i>Totals - Union County</i>	44,947		16,407	2.29	2.01	17.43	0.00
414	COOPERSTOWN PUBLIC LIBRARY	4,167	30	2,244	0.00	0.86	0.74	0.11
415	FRANKLIN PUBLIC LIBRARY	21,577	57	7,822	1.60	0.69	3.97	1.69
416	OIL CITY LIBRARY	14,038	64	9,289	2.76	0.00	6.34	0.00
	<i>Totals - Venango County</i>	39,782		19,355	4.36	1.54	11.06	1.80

2013 PENNSYLVANIA PUBLIC LIBRARY STATISTICS  
 ANALYSIS OF REVENUE, EXPENDITURES AND SERVICES OF STATE AIDED LIBRARIES  
 PART I COLLECTION

LIBRARIES BY COUNTY		CATL ITEMS EOY	ITEMS/ CAPITA	PERIOD- ICAL PRINT TITLES	PERIOD- ICAL eTITLES	TOTAL CIRC	CIRC/ CAPITA	TURN- OVER	INTER LOAN LENT	INTER LOAN BORROW	WEB ACCESS PCs
388	M TRI VALLEY FREE PUBLIC LIBRARY	21,568	6.13	44	0	16,620	4.73	0.77	102	294	5
389	ASHLAND PUBLIC LIBRARY	19,804	3.38	50	0	16,752	2.86	0.85	153	103	7
390	FRACKVILLE FREE PUBLIC LIBRARY	18,608	2.06	30	0	10,999	1.22	0.59	25	58	9
391	MAHANOEY CITY PUBLIC LIBRARY	18,270	1.66	51	0	4,995	0.45	0.27	92	181	10
392	RINGTOWN AREA LIBRARY	14,407	6.89	35	0	7,471	3.57	0.52	81	47	5
393	SCHUYLKILL HAVEN FR PUB LIB	36,326	4.31	41	0	43,257	5.13	1.19	73	371	11
394	TAMAQUA PUBLIC LIBRARY	49,004	2.86	91	0	26,751	1.56	0.55	163	147	12
	<i>Totals - Schuylkill County</i>	397,875	2.80	650	0	297,257	2.09	0.75	1,512	3,962	106
395	SNYDER COUNTY LIBRARIES, INC	64,894	1.63	135	0	99,120	2.50	1.53	70	372	33
	<i>Totals - Snyder County</i>	64,894	1.63	135	0	99,120	2.50	1.53	70	372	33
396	H SOMERSET COUNTY FED LIB SYSTEM	0	0.00	0	0	0	0.00	0.00	0	0	0
397	M MEYERSDALE PUBLIC LIBRARY	33,932	1.79	40	0	22,818	1.20	0.67	796	232	9
398	M SOMERSET COUNTY LIBRARY	83,350	2.12	129	0	93,870	2.39	1.13	2,216	1,958	22
399	M WINDBER PUBLIC LIBRARY	26,949	2.05	44	0	13,148	1.00	0.49	534	411	11
400	MARY S BIESECKER PUB LIBRARY	35,548	5.66	44	0	37,053	5.90	1.04	23	279	11
	<i>Totals - Somerset County</i>	179,779	2.31	257	0	166,889	2.15	0.93	3,569	2,880	53
401	SULLIVAN COUNTY LIBRARY	21,888	3.41	62	0	34,325	5.34	1.57	58	208	7
	<i>Totals - Sullivan County</i>	21,888	3.41	62	0	34,325	5.34	1.57	58	208	7
402	SUS CO HIST SOC & FR LIB	95,934	2.21	213	137	174,848	4.03	1.82	224	3,126	36
	<i>Totals - Susquehanna County</i>	95,934	2.21	213	137	174,848	4.03	1.82	224	3,126	36
403	H POTTER-TIOGA COUNTY LIB SYS										
404	M BLOSSBURG MEMORIAL LIBRARY	12,093	3.02	15	0	13,406	3.35	1.11	12	35	5
405	M ELKLAND AREA COMMUNITY LIBRARY	12,375	3.36	27	0	9,071	2.46	0.73	50	10	6
406	M GREEN FREE LIBRARY	55,669	4.84	73	0	64,125	5.58	1.15	150	85	8
407	M KNOXVILLE PUBLIC LIBRARY	12,251	7.16	25	0	6,253	3.65	0.51	33	42	3
408	M MANSFIELD FREE PUBLIC LIBRARY	17,364	2.88	34	0	29,281	4.86	1.69	25	160	8
409	M WESTFIELD PUBLIC LIBRARY	14,631	6.93	28	0	20,256	9.60	1.38	28	33	6
	<i>Totals - Tioga County</i>	124,383	2.96	202	0	142,392	3.39	1.14	298	365	36
410	H UNION COUNTY LIBRARY SYSTEM	0	0.00	0	0	0	0.00	0.00	0	0	0
411	M JANE & ANNETTE HERR MEMORIAL LIBRARY	22,730	6.42	63	0	64,025	18.09	2.82	13	51	4
412	M PUBLIC LIBRARY FOR UNION CO	107,357	2.71	84	1	214,174	5.41	1.99	1,954	926	12
413	M WEST END LIBRARY	14,760	8.11	45	0	21,011	11.54	1.42	109	33	4
	<i>Totals - Union County</i>	144,847	3.22	192	1	299,210	6.66	2.07	2,076	1,010	20
414	COOPERSTOWN PUBLIC LIBRARY	15,221	3.65	32	0	7,201	1.73	0.47	34	195	6
415	FRANKLIN PUBLIC LIBRARY	53,339	2.47	94	0	61,708	2.86	1.16	155	312	9
416	OIL CITY LIBRARY	126,042	8.98	155	0	109,335	7.79	0.87	463	447	23
	<i>Totals - Venango County</i>	194,602	4.89	281	0	178,244	4.48	0.92	652	954	38

2013 PENNSYLVANIA PUBLIC LIBRARY STATISTICS  
ANALYSIS OF REVENUE, EXPENDITURES AND SERVICES OF STATE AIDED LIBRARIES  
PART I REVENUE

LIBRARIES BY COUNTY		POPULA- TION SERVED	TOTAL LOCAL GOV REVENUE	STATE REVENUE	FEDERAL REVENUE	OTHER REVENUE	TOTAL REVENUE	SCHOOL BOARD REVENUE	EMPLOY- MENT PROGRAMS
388	M TRI VALLEY FREE PUBLIC LIBRARY	3,516	3,274	11,784	783	29,009	44,850	164	783
389	ASHLAND PUBLIC LIBRARY	5,857	11,232	24,250	0	42,086	77,568	5,740	0
390	FRACKVILLE FREE PUBLIC LIBRARY	9,029	20,157	26,216	0	41,831	88,204	6,782	0
391	MAHANOEY CITY PUBLIC LIBRARY	10,987	29,855	15,572	0	25,220	70,647	18,750	0
392	RINGTOWN AREA LIBRARY	2,091	11,914	9,376	0	59,424	80,714	1,680	0
393	SCHUYLKILL HAVEN FR PUB LIB	8,429	38,430	27,715	0	29,877	96,022	7,280	0
394	TAMAQUA PUBLIC LIBRARY	17,144	14,893	32,351	7,638	115,650	170,532	3,500	7,638
	<i>Totals - Schuylkill County</i>	142,228	293,153	546,930	17,946	640,549	1,498,578	105,546	17,346
395	SNYDER COUNTY LIBRARIES, INC	39,702	126,286	105,653	23,570	142,643	398,152	0	26,245
	<i>Totals - Snyder County</i>	39,702	126,286	105,653	23,570	142,643	398,152	0	26,245
396	H SOMERSET COUNTY FED LIB SYSTEM	0	110,550	57,601	0	12,517	180,668	1,800	0
397	M MEYERSDALE PUBLIC LIBRARY	19,008	14,860	32,214	5,911	62,083	115,068	0	4,430
398	M SOMERSET COUNTY LIBRARY	39,320	62,558	63,606	30,725	43,635	200,524	0	30,725
399	M WINDBER PUBLIC LIBRARY	13,137	26,882	22,707	0	26,727	76,316	0	0
400	MARY S BIESECKER PUB LIBRARY	6,277	83,522	24,782	0	32,245	140,549	0	0
	<i>Totals - Somerset County</i>	77,742	298,372	200,910	36,636	177,207	713,125	1,800	35,155
401	SULLIVAN COUNTY LIBRARY	6,428	27,500	43,185	7,819	27,526	106,030	0	7,819
	<i>Totals - Sullivan County</i>	6,428	27,500	43,185	7,819	27,526	106,030	0	7,819
402	SUS CO HIST SOC & FR LIB	43,356	265,135	213,893	0	298,540	777,568	2,801	0
	<i>Totals - Susquehanna County</i>	43,356	265,135	213,893	0	298,540	777,568	2,801	0
403	H POTTER-TIOGA COUNTY LIB SYS	12,947							
404	M BLOSSBURG MEMORIAL LIBRARY	4,003	20,472	14,077	0	53,755	88,304	0	0
405	M ELKLAND AREA COMMUNITY LIBRARY	3,688	15,002	12,866	0	36,393	64,261	0	0
406	M GREEN FREE LIBRARY	11,499	17,676	26,843	0	239,395	283,914	0	0
407	M KNOXVILLE PUBLIC LIBRARY	1,712	7,653	13,891	0	19,913	41,457	0	0
408	M MANSFIELD FREE PUBLIC LIBRARY	6,021	29,021	13,145	0	26,600	68,766	0	0
409	M WESTFIELD PUBLIC LIBRARY	2,111	11,468	11,095	0	35,434	57,997	0	0
	<i>Totals - Tioga County</i>	41,981	101,292	91,917	0	411,490	604,699	0	0
410	H UNION COUNTY LIBRARY SYSTEM	0	51,597	103,105	0	36	154,738	0	0
411	M JANE & ANNETTE HERR MEMORIAL LIBRARY	3,540	74,172	24,223	500	38,927	137,822	0	685
412	M PUBLIC LIBRARY FOR UNION CO	39,587	169,537	80,116	0	218,597	468,250	0	0
413	M WEST END LIBRARY	1,820	50,585	22,332	0	22,540	95,457	0	0
	<i>Totals - Union County</i>	44,947	345,891	229,776	500	280,100	856,267	0	685
414	COOPERSTOWN PUBLIC LIBRARY	4,167	16,000	7,347	0	6,696	30,043	1,000	0
415	FRANKLIN PUBLIC LIBRARY	21,577	23,850	64,547	0	132,432	220,829	9,850	0
416	OIL CITY LIBRARY	14,038	366,096	196,500	0	63,556	626,152	0	0
	<i>Totals - Venango County</i>	39,782	405,946	268,394	0	202,684	877,024	10,850	0

2013 PENNSYLVANIA PUBLIC LIBRARY STATISTICS  
ANALYSIS OF REVENUE, EXPENDITURES AND SERVICES OF STATE AIDED LIBRARIES  
PART I EXPENDITURES

LIBRARIES BY COUNTY		SALARIES WAGES & BENEFITS	TOTAL LIBRARY MATERIALS	OTHER OPERATING TOTAL	TOTAL OPERATING EXPEND	TOT CAP EXP	OPR/ CAP	LOCAL OPERATING EXPEND	STATE OPERATING EXPEND	TOTAL FEDERAL EXPEND
388	M TRI VALLEY FREE PUBLIC LIBRARY	22,596	4,583	19,678	46,857	0	13.327	34,290	11,784	783
389	ASHLAND PUBLIC LIBRARY	46,395	15,184	24,062	85,641	0	14.622	61,391	24,250	0
390	FRACKVILLE FREE PUBLIC LIBRARY	49,937	11,264	31,636	92,837	0	10.282	66,621	26,216	0
391	MAHANOEY CITY PUBLIC LIBRARY	32,421	8,781	26,018	67,220	0	6.118	51,648	15,572	0
392	RINGTOWN AREA LIBRARY	29,397	5,886	13,277	48,560	0	23.223	39,184	9,376	0
393	SCHUYLKILL HAVEN FR PUB LIB	79,267	13,389	60,186	152,842	0	18.133	125,127	27,715	0
394	TAMAQUA PUBLIC LIBRARY	120,228	21,934	62,667	204,829	0	11.948	164,840	32,351	7,638
	<i>Totals - Schuylkill County</i>	990,535	206,728	455,371	1,652,634	0	11.620	1,086,356	546,930	19,348
395	SNYDER COUNTY LIBRARIES, INC	302,523	68,316	69,600	440,439	124,711	11.094	311,216	105,653	23,570
	<i>Totals - Snyder County</i>	302,523	68,316	69,600	440,439	124,711	11.094	311,216	105,653	23,570
396	H SOMERSET COUNTY FED LIB SYSTEM	65,083	33,475	184,121	282,679	0	0.000	225,078	57,601	0
397	M MEYERSDALE PUBLIC LIBRARY	92,223	15,464	38,317	146,004	0	7.681	105,453	32,214	8,337
398	M SOMERSET COUNTY LIBRARY	143,322	24,602	34,089	202,013	0	5.138	107,682	63,606	30,725
399	M WINDBER PUBLIC LIBRARY	62,807	11,779	25,941	100,527	0	7.652	77,820	22,707	0
400	M MARY S BIESECKER PUB LIBRARY	94,175	23,681	28,619	146,475	0	23.335	121,693	24,782	0
	<i>Totals - Somerset County</i>	457,610	109,001	311,087	877,698	0	11.290	637,726	200,910	39,062
401	SULLIVAN COUNTY LIBRARY	68,582	29,927	16,544	115,053	0	17.899	64,049	43,185	7,819
	<i>Totals - Sullivan County</i>	68,582	29,927	16,544	115,053	0	17.899	64,049	43,185	7,819
402	SUS CO HIST SOC & FR LIB	495,074	93,966	122,521	711,561	0	16.412	497,668	213,893	0
	<i>Totals - Susquehanna County</i>	495,074	93,966	122,521	711,561	0	16.412	497,668	213,893	0
403	H POTTER-TIOGA COUNTY LIB SYS									
404	M BLOSSBURG MEMORIAL LIBRARY	37,440	16,064	30,840	84,344	0	21.070	70,267	14,077	0
405	M ELKLAND AREA COMMUNITY LIBRARY	38,511	7,453	24,743	70,707	0	19.172	57,841	12,866	0
406	M GREEN FREE LIBRARY	141,984	53,407	49,276	244,667	0	21.277	217,824	26,843	0
407	M KNOXVILLE PUBLIC LIBRARY	30,312	11,282	28,569	70,163	262,708	40.983	56,272	13,891	0
408	M MANSFIELD FREE PUBLIC LIBRARY	38,823	16,064	19,870	74,757	0	12.416	61,612	13,145	0
409	M WESTFIELD PUBLIC LIBRARY	24,094	17,851	16,405	58,350	0	27.641	47,255	11,095	0
	<i>Totals - Tioga County</i>	311,164	122,121	169,703	602,988	262,708	14.363	511,071	91,917	0
410	H UNION COUNTY LIBRARY SYSTEM	127,572	1,901	39,895	169,368	0	0.000	66,263	103,105	0
411	M JANE & ANNETTE HERR MEMORIAL LIBRARY	79,773	16,326	43,897	139,996	0	39.547	115,773	24,223	0
412	M PUBLIC LIBRARY FOR UNION CO	351,551	79,668	133,931	565,150	0	14.276	485,034	80,116	0
413	M WEST END LIBRARY	63,146	17,659	22,488	103,293	0	56.754	80,961	22,332	0
	<i>Totals - Union County</i>	622,042	115,554	240,211	977,807	0	21.755	748,031	229,776	0
414	COOPERSTOWN PUBLIC LIBRARY	12,442	7,393	11,589	31,424	0	7.541	24,077	7,347	0
415	FRANKLIN PUBLIC LIBRARY	133,132	27,369	76,640	237,141	0	10.990	172,594	64,547	0
416	OIL CITY LIBRARY	409,246	71,528	41,132	521,906	0	37.178	192,928	328,978	0
	<i>Totals - Venango County</i>	554,820	106,290	129,361	790,471	0	19.870	389,599	400,872	0

2013 PENNSYLVANIA PUBLIC LIBRARY STATISTICS  
 ANALYSIS OF REVENUE, EXPENDITURES AND SERVICES OF STATE AIDED LIBRARIES  
 PART I HOURS & STAFF

LIBRARIES BY COUNTY	POPULA- TION SERVED	HOURS OPEN WEEKLY	TOTAL REGIS- TRATION	PROFES- SIONAL STAFF	LIBRARIAN STAFF	OTHER PAID STAFF	VOLUN- TEER STAFF
417 SHEFFIELD TOWNSHIP LIBRARY	2,337	26	1,752	0.00	0.57	0.29	0.17
418 SUGAR GROVE FREE LIBRARY	5,270	22	2,545	0.00	0.63	0.63	0.00
419 TIDIOUTE PUBLIC LIBRARY	688	26	846	0.00	0.74	0.00	0.00
420 WARREN LIBRARY ASSOCIATION	28,502	54	17,426	6.25	0.00	12.92	1.33
421 YOUNGSVILLE PUBLIC LIBRARY	5,018	26	2,931	0.00	0.86	0.43	0.11
<i>Totals - Warren County</i>	41,815		25,500	6.25	2.80	14.26	1.62
422 H WASHINGTON COUNTY LIBRARY SYS	0		0	0.00	0.00	0.00	0.00
423 M AVELLA AREA LIBRARY CENTER	4,209	35	1,841	0.00	0.60	0.40	0.06
424 M BENTLEYVILLE PUBLIC LIBRARY	8,553	45	1,362	0.00	1.00	1.71	0.00
425 M BURGETTSTOWN COMMUNITY LIBRARY	9,699	48	2,946	0.00	1.00	0.57	0.57
426 M CALIFORNIA PUBLIC LIBRARY	10,640	45	2,740	0.00	0.57	1.03	2.97
427 M CHARTIERS-HOUSTON COM LIBRARY	9,114	56	3,168	0.00	1.00	3.20	0.23
428 M CITIZENS LIBRARY	54,719	55	25,545	6.00	0.00	11.57	0.80
429 M DONORA PUBLIC LIBRARY	9,727	45	1,907	0.57	0.00	3.14	0.00
430 M FRANK SARRIS PUBLIC LIBRARY	33,671	54	2,577	2.20	0.00	8.57	0.86
431 M FREDERICKTOWN AREA PUB LIBRARY	6,805	46	1,823	0.00	0.74	1.31	0.00
432 M HERITAGE PUBLIC LIBRARY	8,508	45	5,106	0.00	0.00	2.63	0.00
433 M JOHN K TENER LIBRARY	12,024	46	7,283	0.00	1.00	1.71	0.43
434 M MARIANNA COMMUNITY PUBLIC LIB	1,954	35	2,922	0.00	0.80	0.20	0.20
435 M MONONGAHELA AREA LIBRARY	16,375	45	1,296	0.00	1.00	2.34	0.11
436 M PETERS TOWNSHIP LIBRARY	21,213	67	22,842	6.00	0.00	10.00	0.00
<i>Totals - Washington County</i>	207,211		83,358	14.77	7.71	48.40	6.23
437 H WAYNE LIBRARY AUTHORITY	0		0	0.86	0.00	0.00	0.00
438 M BETHANY PUBLIC LIBRARY	1,647	25	249	0.00	0.71	0.00	0.00
439 M COMMUNITY LIBRARY OF LAKE & SALEM TOWNSHIPS	9,540	39	2,551	1.00	0.00	0.95	2.23
440 M HAWLEY LIBRARY	6,378	39	3,658	2.00	0.00	1.51	2.86
441 M NEWFOUNDLAND AREA PUB LIBRARY	4,743	27	1,031	0.00	0.57	0.34	0.77
442 M NORTHERN WAYNE COMMUNITY LIB	2,300	35	501	1.00	0.00	0.69	0.00
443 M PLEASANT MOUNT PUBLIC LIBRARY	1,357	30	279	0.00	0.60	0.26	0.03
444 M WAYNE COUNTY PUBLIC LIBRARY	26,857	47	4,938	1.14	0.00	7.29	1.86
<i>Totals - Wayne County</i>	52,822		13,207	6.00	1.89	11.04	7.74
445 H WESTMORELAND COUNTY LIB SYSTEM	0		731	1.01	0.00	3.68	0.00
446 M ADAMS MEMORIAL LIBRARY	51,544	45	12,321	4.00	2.13	10.85	0.27
447 M BELLE VERNON PUBLIC LIBRARY	7,562	35	996	0.00	0.57	1.00	0.00
448 M DELMONT PUBLIC LIBRARY	3,697	43	2,083	0.00	0.91	1.34	1.31
449 M GREENSBURG-HEMPFIELD AREA LIB	75,481	47	21,866	5.29	0.00	8.80	2.94
450 M JEANNETTE PUBLIC LIBRARY	14,384	35	3,967	0.89	0.00	2.23	0.11
451 M LIGONIER VALLEY LIBRARY	13,482	61	5,512	0.00	1.00	8.08	0.00
452 M MANOR PUBLIC LIBRARY	3,239	35	432	0.69	0.00	0.43	0.17
453 M MONESSEN PUBLIC LIBRARY	16,548	37	5,232	2.40	0.00	1.47	0.32
454 M MT PLEASANT FR PUB LIB ASSOC	15,365	45	4,204	0.11	1.57	1.51	0.14
455 M MURRYSVILLE COMMUNITY LIBRARY	28,418	59	8,512	2.94	3.00	2.43	0.29

2013 PENNSYLVANIA PUBLIC LIBRARY STATISTICS  
 ANALYSIS OF REVENUE, EXPENDITURES AND SERVICES OF STATE AIDED LIBRARIES  
 PART I COLLECTION

LIBRARIES BY COUNTY	CATL ITEMS EOY	ITEMS/ CAPITA	PERIOD- ICAL PRINT TITLES	PERIOD- ICAL eTITLES	TOTAL CIRC	CIRC/ CAPITA	TURN- OVER	INTER LOAN LENT	INTER LOAN BORROW	WEB ACCESS PCs
417 SHEFFIELD TOWNSHIP LIBRARY	23,051	9.86	28	0	11,571	4.95	0.50	127	96	3
418 SUGAR GROVE FREE LIBRARY	19,709	3.74	26	0	9,015	1.71	0.46	258	376	8
419 TIDIOUTE PUBLIC LIBRARY	19,446	28.26	38	0	8,551	12.43	0.44	53	383	4
420 WARREN LIBRARY ASSOCIATION	173,288	6.08	181	0	397,306	13.94	2.29	2,658	2,540	19
421 YOUNGSHIRE PUBLIC LIBRARY	18,362	3.66	87	0	17,438	3.48	0.95	73	123	6
<i>Totals - Warren County</i>	253,856	6.07	360	0	443,881	10.62	1.75	3,169	3,518	40
422 H WASHINGTON COUNTY LIBRARY SYS	893	0.00	0	0	0	0.00	0.00	0	0	0
423 M AVELLA AREA LIBRARY CENTER	23,865	5.67	16	0	9,754	2.32	0.41	42	67	3
424 M BENTLEYVILLE PUBLIC LIBRARY	29,071	3.40	20	0	16,844	1.97	0.58	128	143	5
425 M BURGETTSTOWN COMMUNITY LIBRARY	21,773	2.24	17	17	25,387	2.62	1.17	21	26	7
426 M CALIFORNIA PUBLIC LIBRARY	13,751	1.29	33	0	10,633	1.00	0.77	26	36	10
427 M CHARTIERS-HOUSTON COM LIBRARY	37,146	4.08	32	0	27,184	2.98	0.73	145	252	6
428 M CITIZENS LIBRARY	113,308	2.07	230	0	143,880	2.63	1.27	308	790	15
429 M DONORA PUBLIC LIBRARY	35,014	3.60	41	0	6,826	0.70	0.19	38	18	10
430 M FRANK SARRIS PUBLIC LIBRARY	65,272	1.94	48	57	60,893	1.81	0.93	100	269	28
431 M FREDERICKTOWN AREA PUB LIBRARY	15,492	2.28	16	0	10,178	1.50	0.66	35	202	6
432 M HERITAGE PUBLIC LIBRARY	23,777	2.79	59	0	16,400	1.93	0.69	94	139	7
433 M JOHN K TENER LIBRARY	29,253	2.43	45	0	58,930	4.90	2.01	55	156	12
434 M MARIANNA COMMUNITY PUBLIC LIB	10,914	5.59	52	0	4,705	2.41	0.43	6	2	3
435 M MONONGAHELA AREA LIBRARY	32,465	1.98	12	0	23,286	1.42	0.72	151	97	8
436 M PETERS TOWNSHIP LIBRARY	132,706	6.26	146	0	337,181	15.90	2.54	149	482	30
<i>Totals - Washington County</i>	584,700	2.82	767	74	752,081	3.63	1.29	1,298	2,679	150
437 H WAYNE LIBRARY AUTHORITY	0	0.00	0	133	4,663	0.00	0.00	0	0	0
438 M BETHANY PUBLIC LIBRARY	7,118	4.32	15	137	8,044	4.88	1.13	0	0	4
439 M COMMUNITY LIBRARY OF LAKE & SALEM TOWNSHIPS	16,302	1.71	17	137	36,795	3.86	2.26	21	1,176	11
440 M HAWLEY LIBRARY	32,245	5.06	77	137	54,996	8.62	1.71	10	1,204	14
441 M NEWFOUNDLAND AREA PUB LIBRARY	15,320	3.23	35	137	11,964	2.52	0.78	18	139	6
442 M NORTHERN WAYNE COMMUNITY LIB	10,153	4.41	10	137	5,327	2.32	0.52	1	164	6
443 M PLEASANT MOUNT PUBLIC LIBRARY	6,487	4.78	25	137	14,268	10.51	2.20	9	75	3
444 M WAYNE COUNTY PUBLIC LIBRARY	36,089	1.34	100	137	88,438	3.29	2.45	46	1,802	12
<i>Totals - Wayne County</i>	123,714	2.34	279	1,092	224,495	4.25	1.81	105	4,560	56
445 H WESTMORELAND COUNTY LIB SYSTEM	746	0.00	1	0	24,094	0.00	32.30	29	3,040	0
446 M ADAMS MEMORIAL LIBRARY	97,400	1.89	30	0	214,379	4.16	2.20	12,857	20,892	32
447 M BELLE VERNON PUBLIC LIBRARY	18,020	2.38	17	0	10,506	1.39	0.58	2,060	1,936	2
448 M DELMONT PUBLIC LIBRARY	21,358	5.78	11	0	42,179	11.41	1.97	4,023	6,081	4
449 M GREENSBURG-HEMPFIELD AREA LIB	98,706	1.31	94	0	176,817	2.34	1.79	16,531	15,534	20
450 M JEANNETTE PUBLIC LIBRARY	47,482	3.30	107	0	27,873	1.94	0.59	7,163	3,386	8
451 M LIGONIER VALLEY LIBRARY	71,701	5.32	92	0	101,583	7.53	1.42	20,137	11,487	14
452 M MANOR PUBLIC LIBRARY	12,381	3.82	15	0	7,062	2.18	0.57	3,548	1,431	4
453 M MONESSEN PUBLIC LIBRARY	67,779	4.10	50	0	18,271	1.10	0.27	6,710	1,601	9
454 M MT PLEASANT FR PUB LIB ASSOC	26,428	1.72	69	0	37,281	2.43	1.41	2,723	7,705	8
455 M MURRYSVILLE COMMUNITY LIBRARY	62,071	2.18	114	0	141,729	4.99	2.28	13,542	16,897	10

2013 PENNSYLVANIA PUBLIC LIBRARY STATISTICS  
 ANALYSIS OF REVENUE, EXPENDITURES AND SERVICES OF STATE AIDED LIBRARIES  
 PART I REVENUE

LIBRARIES BY COUNTY		POPULA- TION SERVED	TOTAL LOCAL GOV REVENUE	STATE REVENUE	FEDERAL REVENUE	OTHER REVENUE	TOTAL REVENUE	SCHOOL BOARD REVENUE	EMPLOY- MENT PROGRAMS
417	SHEFFIELD TOWNSHIP LIBRARY	2,337	20,347	5,188	0	7,446	32,981	0	0
418	SUGAR GROVE FREE LIBRARY	5,270	14,700	13,487	0	40,052	68,239	0	0
419	TIDIOUTE PUBLIC LIBRARY	688	8,750	2,897	0	8,436	20,083	0	0
420	WARREN LIBRARY ASSOCIATION	28,502	200,000	356,862	5,508	314,907	877,277	0	0
421	YOUNGSVILLE PUBLIC LIBRARY	5,018	19,810	8,848	0	27,694	56,352	0	0
	<i>Totals - Warren County</i>	41,815	263,607	387,282	5,508	398,535	1,054,932	0	0
422	H WASHINGTON COUNTY LIBRARY SYS	0	21,701	24,716	0	62	46,479	0	0
423	M AVELLA AREA LIBRARY CENTER	4,209	12,349	16,109	0	12,007	40,465	2,000	0
424	M BENTLEYVILLE PUBLIC LIBRARY	8,553	11,979	19,544	0	29,640	61,163	0	0
425	M BURGETTSTOWN COMMUNITY LIBRARY	9,699	8,774	21,899	4,835	60,257	95,765	0	4,835
426	M CALIFORNIA PUBLIC LIBRARY	10,640	12,366	20,803	0	12,886	46,055	0	0
427	M CHARTIERS-HOUSTON COM LIBRARY	9,114	80,789	35,088	0	56,271	172,148	50,000	0
428	M CITIZENS LIBRARY	54,719	188,651	486,624	0	194,445	869,720	64,750	0
429	M DONORA PUBLIC LIBRARY	9,727	8,384	36,339	0	72,830	117,553	0	0
430	M FRANK SARRIS PUBLIC LIBRARY	33,671	259,120	68,607	0	192,309	520,036	122,583	6,529
431	M FREDERICKTOWN AREA PUB LIBRARY	6,805	29,560	16,884	0	44,405	90,849	1,500	0
432	M HERITAGE PUBLIC LIBRARY	8,508	22,058	20,024	0	57,926	100,008	6,500	0
433	M JOHN K TENER LIBRARY	12,024	18,245	27,006	0	34,608	79,859	3,000	0
434	M MARIANNA COMMUNITY PUBLIC LIB	1,954	9,278	11,619	0	16,359	37,256	1,500	0
435	M MONONGAHELA AREA LIBRARY	16,375	38,793	32,991	1,088	45,507	118,379	0	1,088
436	M PETERS TOWNSHIP LIBRARY	21,213	800,739	78,116	0	57,240	936,095	0	0
	<i>Totals - Washington County</i>	207,211	1,522,786	916,369	5,923	886,752	3,331,830	251,833	12,452
437	H WAYNE LIBRARY AUTHORITY	0	15,000	70,789	0	37,691	123,480	0	0
438	M BETHANY PUBLIC LIBRARY	1,647	17,636	6,336	0	4,809	28,781	0	0
439	M COMMUNITY LIBRARY OF LAKE & SALEM TOWNSHIPS	9,540	32,823	23,622	783	41,594	98,822	0	783
440	M HAWLEY LIBRARY	6,378	38,540	16,480	9,298	142,184	206,502	5,900	9,298
441	M NEWFOUNDLAND AREA PUB LIBRARY	4,743	23,063	13,177	0	12,419	48,659	1,400	0
442	M NORTHERN WAYNE COMMUNITY LIB	2,300	17,333	9,053	0	23,813	50,199	0	0
443	M PLEASANT MOUNT PUBLIC LIBRARY	1,357	15,646	5,523	0	8,785	29,954	0	0
444	M WAYNE COUNTY PUBLIC LIBRARY	26,857	88,899	74,258	4,526	215,233	382,916	0	4,526
	<i>Totals - Wayne County</i>	52,822	248,940	219,238	14,607	486,528	969,313	7,300	14,607
445	H WESTMORELAND COUNTY LIB SYSTEM	0	190,216	420,668	0	44,058	654,942	0	0
446	M ADAMS MEMORIAL LIBRARY	51,544	94,259	181,667	4,562	409,378	689,866	49,265	0
447	M BELLE VERNON PUBLIC LIBRARY	7,562	5,223	15,567	0	13,432	34,222	0	0
448	M DELMONT PUBLIC LIBRARY	3,697	5,699	6,317	0	48,497	60,513	0	0
449	M GREENSBURG-HEMPFIELD AREA LIB	75,481	86,508	123,122	0	313,518	523,148	10,000	0
450	M JEANNETTE PUBLIC LIBRARY	14,384	27,616	41,955	0	42,443	112,014	2,000	0
451	M LIGONIER VALLEY LIBRARY	13,482	9,392	65,526	0	158,183	233,101	0	0
452	M MANOR PUBLIC LIBRARY	3,239	14,563	9,519	0	17,914	41,996	0	0
453	M MONESSEN PUBLIC LIBRARY	16,548	59,055	63,177	4,795	203,006	330,033	0	4,795
454	M MT PLEASANT FR PUB LIB ASSOC	15,365	12,254	22,878	0	80,872	116,004	0	0
455	M MURRYSVILLE COMMUNITY LIBRARY	28,418	258,941	129,613	0	71,510	460,064	0	0

2013 PENNSYLVANIA PUBLIC LIBRARY STATISTICS  
ANALYSIS OF REVENUE, EXPENDITURES AND SERVICES OF STATE AIDED LIBRARIES  
PART I EXPENDITURES

LIBRARIES BY COUNTY		SALARIES WAGES & BENEFITS	TOTAL LIBRARY MATERIALS	OTHER OPERATING TOTAL	TOTAL OPERATING EXPEND	TOT CAP EXP	OPR/ CAP	LOCAL OPERATING EXPEND	STATE OPERATING EXPEND	TOTAL FEDERAL EXPEND
417	SHEFFIELD TOWNSHIP LIBRARY	21,333	5,713	4,927	31,973	0	13.681	26,785	5,188	0
418	SUGAR GROVE FREE LIBRARY	30,824	7,575	34,292	72,691	0	13.793	59,204	13,487	0
419	TIDIOUTE PUBLIC LIBRARY	18,955	6,539	12,228	37,722	0	54.828	34,825	2,897	0
420	WARREN LIBRARY ASSOCIATION	747,766	137,100	256,250	1,141,116	0	40.036	779,821	355,787	5,508
421	YOUNGSHIRE PUBLIC LIBRARY	28,609	6,585	16,101	51,295	0	10.222	42,447	8,848	0
	<i>Totals - Warren County</i>	847,487	163,512	323,798	1,334,797	0	31.921	943,082	386,207	5,508
422	H WASHINGTON COUNTY LIBRARY SYS	17,358	2,618	30,083	50,059	0	0.000	25,343	24,716	0
423	M AVELLA AREA LIBRARY CENTER	26,687	5,750	9,534	41,971	0	9.972	25,862	16,109	0
424	M BENTLEYVILLE PUBLIC LIBRARY	49,369	6,737	26,535	82,641	0	9.662	53,097	29,544	0
425	M BURGETTSTOWN COMMUNITY LIBRARY	49,292	10,656	50,464	110,412	0	11.384	83,678	21,899	4,835
426	M CALIFORNIA PUBLIC LIBRARY	28,696	3,107	14,202	46,005	0	4.324	25,202	20,803	0
427	M CHARTIERS-HOUSTON COM LIBRARY	77,229	16,206	38,374	131,809	0	14.462	96,721	35,088	0
428	M CITIZENS LIBRARY	587,447	113,753	252,406	953,606	0	17.427	466,982	486,624	0
429	M DONORA PUBLIC LIBRARY	54,647	7,841	55,607	118,095	0	12.141	81,756	36,339	0
430	M FRANK SARRIS PUBLIC LIBRARY	222,276	47,013	312,894	582,183	0	17.290	513,576	68,607	0
431	M FREDERICKTOWN AREA PUB LIBRARY	49,087	14,552	26,142	89,781	0	13.193	72,897	16,884	0
432	M HERITAGE PUBLIC LIBRARY	43,916	7,426	37,566	88,908	0	10.450	68,884	20,024	0
433	M JOHN K TENER LIBRARY	59,128	14,836	46,749	120,713	0	10.039	93,707	27,006	0
434	M MARIANNA COMMUNITY PUBLIC LIB	19,942	4,481	8,860	33,283	0	17.033	21,664	11,619	0
435	M MONONGAHELA AREA LIBRARY	62,311	14,041	30,943	107,295	0	6.552	73,216	32,991	1,088
436	M PETERS TOWNSHIP LIBRARY	624,822	166,541	59,893	851,256	0	40.129	773,140	78,116	0
	<i>Totals - Washington County</i>	1,972,207	435,558	1,000,252	3,408,017	0	16.447	2,475,725	926,369	5,923
437	H WAYNE LIBRARY AUTHORITY	25,847	31,248	62,299	119,394	0	0.000	48,605	70,789	0
438	M BETHANY PUBLIC LIBRARY	20,437	3,846	4,458	28,741	0	17.451	22,405	6,336	0
439	M COMMUNITY LIBRARY OF LAKE & SALEM TOWNSHIPS	47,201	14,885	40,570	102,656	0	10.761	78,250	23,623	783
440	M HAWLEY LIBRARY	138,024	23,188	50,818	212,030	0	33.244	186,252	16,480	9,298
441	M NEWFOUNDLAND AREA PUB LIBRARY	20,125	8,140	18,369	46,634	0	9.832	33,457	13,177	0
442	M NORTHERN WAYNE COMMUNITY LIB	33,685	6,917	6,883	47,485	0	20.646	38,432	9,053	0
443	M PLEASANT MOUNT PUBLIC LIBRARY	17,446	4,058	12,051	33,555	0	24.727	28,032	5,523	0
444	M WAYNE COUNTY PUBLIC LIBRARY	233,220	55,822	52,181	341,223	0	12.705	252,313	84,384	4,526
	<i>Totals - Wayne County</i>	535,985	148,104	247,629	931,718	0	17.639	687,746	229,365	14,607
445	H WESTMORELAND COUNTY LIB SYSTEM	289,400	105,935	275,785	671,120	0	0.000	250,452	420,668	0
446	M ADAMS MEMORIAL LIBRARY	469,127	53,405	141,812	664,344	0	12.889	478,115	181,667	4,562
447	M BELLE VERNON PUBLIC LIBRARY	25,747	4,186	3,810	33,743	0	4.462	18,176	15,567	0
448	M DELMONT PUBLIC LIBRARY	37,767	7,507	15,429	60,703	0	16.420	54,386	6,317	0
449	M GREENSBURG-HEMPFIELD AREA LIB	417,713	76,814	195,424	689,951	0	9.141	566,829	123,122	0
450	M JEANNETTE PUBLIC LIBRARY	72,696	29,988	63,636	166,320	0	11.563	124,365	41,955	0
451	M LIGONIER VALLEY LIBRARY	341,222	55,675	92,034	488,931	0	36.265	423,405	65,526	0
452	M MANOR PUBLIC LIBRARY	27,983	4,836	10,003	42,822	0	13.221	33,303	9,519	0
453	M MONESSEN PUBLIC LIBRARY	122,008	28,610	94,009	244,627	0	14.783	176,655	63,177	4,795
454	M MT PLEASANT FR PUB LIB ASSOC	76,287	16,502	23,215	116,004	0	7.550	93,126	22,878	0
455	M MURRYSVILLE COMMUNITY LIBRARY	287,731	52,822	63,177	403,730	212,976	14.207	274,117	129,613	0



2013 PENNSYLVANIA PUBLIC LIBRARY STATISTICS  
 ANALYSIS OF REVENUE, EXPENDITURES AND SERVICES OF STATE AIDED LIBRARIES  
 PART I HOURS & STAFF

LIBRARIES BY COUNTY	POPULA- TION SERVED	HOURS OPEN WEEKLY	TOTAL REGIS- TRATION	PROFES- SIONAL STAFF	LIBRARIAN STAFF	OTHER PAID STAFF	VOLUN- TEER STAFF
456 M NEW FLORENCE COMMUNITY LIBRARY	2,702	40	1,517	0.00	1.00	0.83	0.00
457 M NORWIN PUB LIB ASSOC	35,428	58	26,716	1.75	1.00	6.23	0.60
458 M PENN AREA LIBRARY	20,480	60	11,454	1.00	0.00	5.50	0.50
459 M PEOPLES LIBRARY	42,318	42	13,077	1.89	0.00	7.97	1.08
460 M ROSTRAVER PUBLIC LIBRARY	11,968	47	4,279	0.00	1.20	1.97	0.71
461 M SCOTTDALE PUBLIC LIBRARY	15,199	45	4,179	1.14	0.29	2.69	0.86
462 M SEWICKLEY TOWNSHIP PUBLIC LIBRARY	5,996	38	1,734	0.60	0.43	0.40	0.17
463 M TRAFFORD COMMUNITY PUBLIC LIB	3,174	35	750	0.00	0.57	0.00	0.51
464 M VANDERGRIFT PUB LIBRARY ASSOC	6,688	45	2,769	0.00	1.00	1.57	0.00
<i>Totals - Westmoreland County</i>	373,673		132,331	23.71	14.68	68.98	10.00
465 TUNKHANNOCK PUBLIC LIBRARY	28,276	51	10,951	1.00	3.25	0.15	0.80
<i>Totals - Wyoming County</i>	28,276		10,951	1.00	3.25	0.15	0.80
466 H YORK COUNTY LIBRARY SYSTEM	115,043	45	37,047	6.63	1.00	43.38	2.50
467 M A HUFNAGEL GLEN ROCK LIB	5,821	37	3,190	0.00	0.00	1.81	0.61
468 M DILLSBURG AREA PUBLIC LIBRARY	21,073	52	8,204	1.25	0.00	2.30	2.50
469 M GLATFELTER MEMORIAL LIBRARY	23,101	50	10,011	0.50	0.00	2.55	0.50
470 M GUTHRIE MEMORIAL LIBRARY	45,791	54	34,566	1.00	0.00	15.75	0.35
471 M KALTREIDER-BENFER LIBRARY	68,578	54	29,139	1.00	1.00	4.40	2.03
472 M MARTIN MEMORIAL LIBRARY	126,550	65	68,925	9.00	0.00	41.00	3.00
473 M MASON DIXON PUBLIC LIBRARY	14,003	50	7,435	1.00	0.00	1.38	0.78
474 M PAUL SMITH LIB OF SOUTHERN YORK COUNTY	15,012	51	10,090	0.00	1.00	3.53	3.08
<i>Totals - York County</i>	434,972		208,607	20.38	3.00	116.09	15.34
STATEWIDE TOTALS	12,411,456		5,229,111	1,319.65	538.81	3,032.50	499.24

2013 PENNSYLVANIA PUBLIC LIBRARY STATISTICS  
 ANALYSIS OF REVENUE, EXPENDITURES AND SERVICES OF STATE AIDED LIBRARIES  
 PART I COLLECTION

LIBRARIES BY COUNTY	CATL ITEMS EOY	ITEMS/ CAPITA	PERIOD- ICAL PRINT TITLES	PERIOD- ICAL eTITLES	TOTAL CIRC	CIRC/ CAPITA	TURN- OVER	INTER LOAN LENT	INTER LOAN BORROW	WEB ACCESS PCs
456 M NEW FLORENCE COMMUNITY LIBRARY	21,580	7.99	14	0	23,630	8.75	1.09	3,476	4,133	6
457 M NORWIN PUB LIB ASSOC	71,901	2.03	82	0	163,062	4.60	2.27	12,841	10,691	28
458 M PENN AREA LIBRARY	47,506	2.32	81	0	115,570	5.64	2.43	8,541	6,644	23
459 M PEOPLES LIBRARY	64,597	1.53	31	0	65,726	1.55	1.02	6,639	9,349	20
460 M ROSTRAVER PUBLIC LIBRARY	30,407	2.54	22	0	32,700	2.73	1.08	3,780	3,543	9
461 M SCOTTDAL PUBLIC LIBRARY	42,171	2.77	72	2	44,907	2.95	1.06	4,692	4,603	22
462 M SEWICKLEY TOWNSHIP PUBLIC LIBRARY	20,918	3.49	34	0	25,806	4.30	1.23	5,838	3,960	5
463 M TRAFFORD COMMUNITY PUBLIC LIB	11,284	3.56	36	0	2,883	0.91	0.26	599	445	9
464 M VANDERGRIFT PUB LIBRARY ASSOC	20,003	2.99	12	0	25,789	3.86	1.29	3,038	3,599	7
<i>Totals - Westmoreland County</i>	854,439	2.29	984	2	1,301,847	3.48	1.52	138,767	136,957	240
465 TUNKHANNOCK PUBLIC LIBRARY	37,947	1.34	51	137	157,953	5.59	4.16	700	509	10
<i>Totals - Wyoming County</i>	37,947	1.34	51	137	157,953	5.59	4.16	700	509	10
466 H YORK COUNTY LIBRARY SYSTEM	150,946	1.31	77	0	571,368	4.97	3.79	20,076	35,515	35
467 M A HUFNAGEL GLEN ROCK LIB	14,970	2.57	56	0	25,169	4.32	1.68	3,519	2,335	11
468 M DILLSBURG AREA PUBLIC LIBRARY	36,015	1.71	16	0	69,479	3.30	1.93	4,495	4,742	6
469 M GLATFELTER MEMORIAL LIBRARY	43,124	1.87	47	0	96,711	4.19	2.24	5,344	4,962	7
470 M GUTHRIE MEMORIAL LIBRARY	92,139	2.01	124	0	292,583	6.39	3.18	18,190	13,515	36
471 M KALTREIDER-BENFER LIBRARY	46,325	0.68	59	0	211,006	3.08	4.55	7,724	12,073	16
472 M MARTIN MEMORIAL LIBRARY	185,357	1.46	138	0	374,317	2.96	2.02	39,862	13,121	86
473 M MASON DIXON PUBLIC LIBRARY	40,230	2.87	35	0	62,625	4.47	1.56	5,238	3,749	15
474 M PAUL SMITH LIB OF SOUTHERN YORK COUNTY	47,095	3.14	47	0	139,376	9.28	2.96	6,744	10,597	19
<i>Totals - York County</i>	656,201	1.51	599	0	1,842,634	4.24	2.81	111,192	100,609	231
STATEWIDE TOTALS	31,194,131	2.51	34,466	14,101	68,155,060	5.49	2.18	4,287,918	4,348,845	8,001

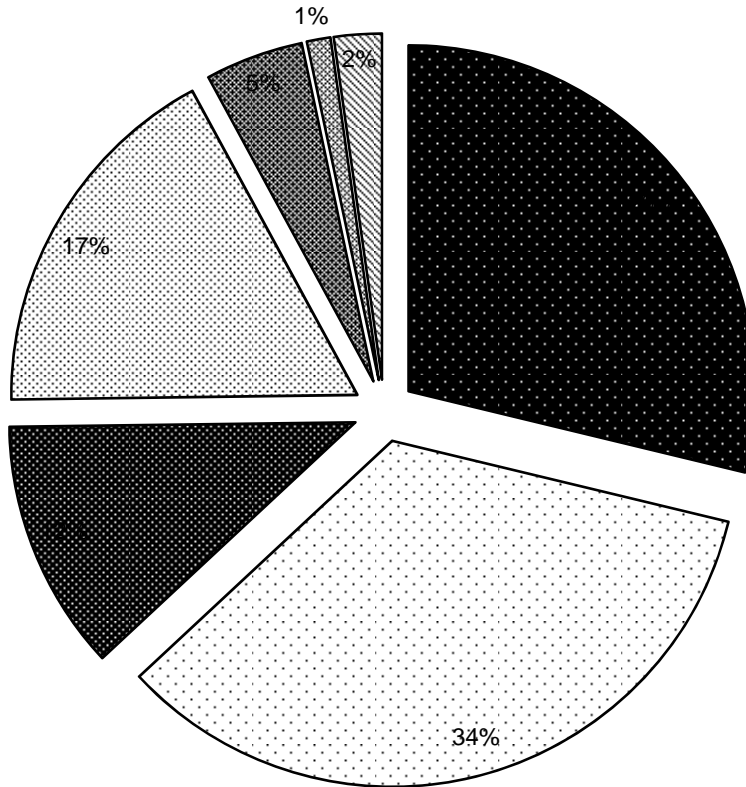
2013 PENNSYLVANIA PUBLIC LIBRARY STATISTICS  
 ANALYSIS OF REVENUE, EXPENDITURES AND SERVICES OF STATE AIDED LIBRARIES  
 PART I REVENUE

LIBRARIES BY COUNTY	POPULA- TION SERVED	TOTAL LOCAL GOV REVENUE	STATE REVENUE	FEDERAL REVENUE	OTHER REVENUE	TOTAL REVENUE	SCHOOL BOARD REVENUE	EMPLOY- MENT PROGRAMS
456 M NEW FLORENCE COMMUNITY LIBRARY	2,702	3,992	10,661	4,449	35,931	55,033	0	4,449
457 M NORWIN PUB LIB ASSOC	35,428	475,105	103,953	0	101,111	680,169	468,302	0
458 M PENN AREA LIBRARY	20,480	170,945	58,786	249	32,135	262,115	8,000	249
459 M PEOPLES LIBRARY	42,318	108,028	94,042	0	137,206	339,276	9,500	0
460 M ROSTRAVER PUBLIC LIBRARY	11,968	29,473	17,832	1,880	52,596	101,781	0	1,880
461 M SCOTSDALE PUBLIC LIBRARY	15,199	39,453	20,240	4,622	156,372	220,687	0	4,622
462 M SEWICKLEY TOWNSHIP PUBLIC LIBRARY	5,996	2,822	11,596	0	50,849	65,267	0	0
463 M TRAFFORD COMMUNITY PUBLIC LIB	3,174	9,886	6,886	0	9,700	26,472	4,000	0
464 M VANDERGRIFT PUB LIBRARY ASSOC	6,688	29,820	16,412	0	43,586	89,818	0	0
<i>Totals - Westmoreland County</i>	373,673	1,633,250	1,420,417	20,557	2,022,297	5,096,521	551,067	15,995
465 TUNKHANNOCK PUBLIC LIBRARY	28,276	48,700	50,532	0	248,183	347,415	0	0
<i>Totals - Wyoming County</i>	28,276	48,700	50,532	0	248,183	347,415	0	0
466 H YORK COUNTY LIBRARY SYSTEM	115,043	1,971,762	352,796	15,000	444,715	2,784,273	5,000	0
467 M A HUFNAGEL GLEN ROCK LIB	5,821	28,441	24,334	0	31,135	83,910	1,000	0
468 M DILLSBURG AREA PUBLIC LIBRARY	21,073	40,355	40,096	0	67,244	147,695	0	0
469 M GLATFELTER MEMORIAL LIBRARY	23,101	42,564	42,384	0	67,673	152,621	0	0
470 M GUTHRIE MEMORIAL LIBRARY	45,791	611,446	141,250	0	240,400	993,096	7,500	0
471 M KALTREIDER-BENFER LIBRARY	68,578	104,382	65,904	0	125,233	295,519	1,000	0
472 M MARTIN MEMORIAL LIBRARY	126,550	634,831	877,866	0	1,056,656	2,569,353	243,714	0
473 M MASON DIXON PUBLIC LIBRARY	14,003	55,195	32,344	0	56,619	144,158	0	0
474 M PAUL SMITH LIB OF SOUTHERN YORK COUNTY	15,012	75,414	47,634	0	83,445	206,493	2,000	0
<i>Totals - York County</i>	434,972	3,564,390	1,624,608	15,000	2,173,120	7,377,118	260,214	0
STATEWIDE TOTALS	12,411,456	215,899,783	56,487,563	1,573,393	58,426,297	332,387,036	10,047,374	604,354

2013 PENNSYLVANIA PUBLIC LIBRARY STATISTICS  
 ANALYSIS OF REVENUE, EXPENDITURES AND SERVICES OF STATE AIDED LIBRARIES  
 PART I EXPENDITURES

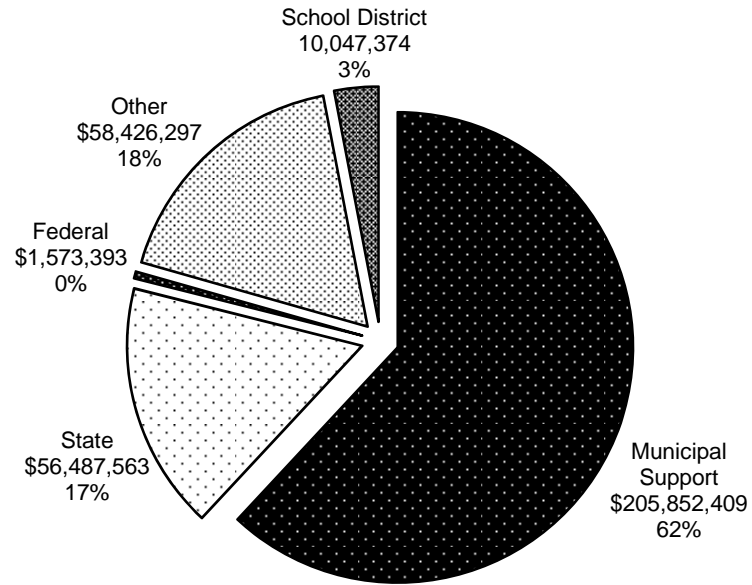
LIBRARIES BY COUNTY	SALARIES WAGES & BENEFITS	TOTAL LIBRARY MATERIALS	OTHER OPERATING TOTAL	TOTAL OPERATING EXPEND	TOT CAP EXP	OPR/ CAP	LOCAL OPERATING EXPEND	STATE OPERATING EXPEND	TOTAL FEDERAL EXPEND
456 M NEW FLORENCE COMMUNITY LIBRARY	38,318	6,997	25,086	70,401	0	26.055	55,291	10,661	4,449
457 M NORWIN PUB LIB ASSOC	293,884	81,213	325,356	700,453	13,877	19.771	596,500	103,953	0
458 M PENN AREA LIBRARY	177,027	43,211	34,388	254,626	0	12.433	195,591	58,786	249
459 M PEOPLES LIBRARY	190,738	12,789	131,512	335,039	0	7.917	240,997	94,042	0
460 M ROSTRAVER PUBLIC LIBRARY	52,900	9,633	56,070	118,603	0	9.910	98,891	17,832	1,880
461 M SCOTTDALÉ PUBLIC LIBRARY	106,798	24,827	61,922	193,547	0	12.734	168,685	20,240	4,622
462 M SEWICKLEY TOWNSHIP PUBLIC LIBRARY	36,077	10,169	26,502	72,748	0	12.133	61,152	11,596	0
463 M TRAFFORD COMMUNITY PUBLIC LIB	16,921	2,746	9,286	28,953	0	9.122	22,067	6,886	0
464 M VANDERGRIFT PUB LIBRARY ASSOC	50,573	11,239	30,082	91,894	0	13.740	75,482	16,412	0
<i>Totals - Westmoreland County</i>	3,130,917	639,104	1,678,538	5,448,559	226,853	14.581	4,007,585	1,420,417	20,557
465 TUNKHANNOCK PUBLIC LIBRARY	134,235	40,657	96,222	271,114	0	9.588	220,582	50,532	0
<i>Totals - Wyoming County</i>	134,235	40,657	96,222	271,114	0	9.588	220,582	50,532	0
466 H YORK COUNTY LIBRARY SYSTEM	1,851,756	451,301	459,030	2,762,087	0	24.009	2,394,291	352,796	15,000
467 M A HUFNAGEL GLEN ROCK LIB	75,218	13,061	17,893	106,172	0	18.239	81,838	24,334	0
468 M DILLSBURG AREA PUBLIC LIBRARY	91,730	16,561	40,165	148,456	0	7.045	108,360	40,096	0
469 M GLATFELTER MEMORIAL LIBRARY	102,222	23,632	40,979	166,833	0	7.222	124,449	42,384	0
470 M GUTHRIE MEMORIAL LIBRARY	759,328	92,949	140,819	993,096	0	21.688	851,846	141,250	0
471 M KALTREIDER-BENFER LIBRARY	181,190	30,118	54,147	265,455	0	3.871	199,551	65,904	0
472 M MARTIN MEMORIAL LIBRARY	2,126,764	296,229	557,914	2,980,907	0	23.555	2,103,041	877,866	0
473 M MASON DIXON PUBLIC LIBRARY	89,497	19,966	41,961	151,424	0	10.814	119,080	32,344	0
474 M PAUL SMITH LIB OF SOUTHERN YORK COUNTY	126,497	20,647	56,861	204,005	0	13.589	156,371	47,634	0
<i>Totals - York County</i>	5,404,202	964,464	1,409,769	7,778,435	0	17.883	6,138,827	1,624,608	15,000
STATEWIDE TOTALS	211,666,517	39,492,461	78,124,439	329,283,416	12,503,314	26.531	271,239,095	56,455,184	1,589,137

### 2013-2014 Categories of State Aid

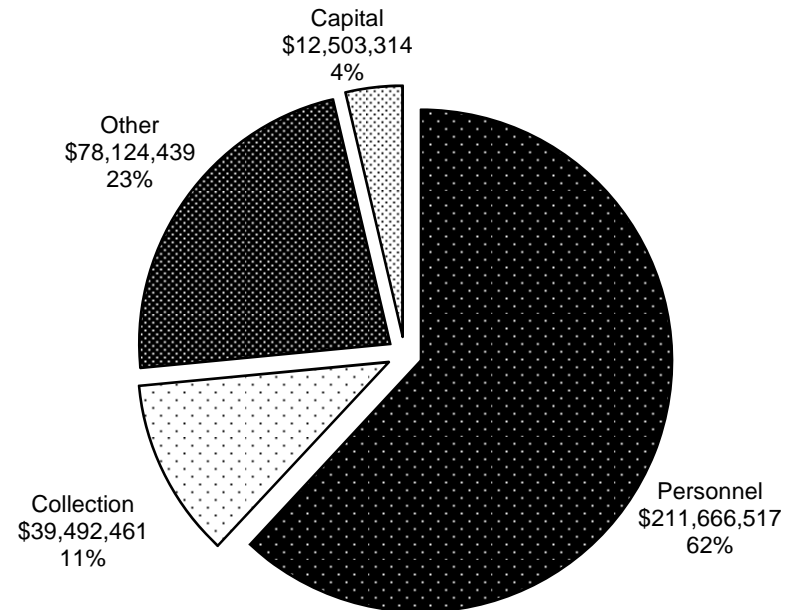


- Quality Libraries Aid - \$15,389,904 - 29%
- Incentive for Excellence Aid - \$18,353,079 - 34%
- County Aid - \$6,271,586- 12%
- ▣ District Aid - \$9,255,947 - 17%
- ▤ Resource Center Aid - \$2,453,058 - 5%
- ▥ Equalization Aid - \$588,401 - 1%
- ▧ Equal Grant - \$1,195,025 - 2%

### 2013 Library Revenue by Source for State-Aided Libraries



### 2013 Library Expenditures by Category for State-Aided Libraries



2013 PENNSYLVANIA PUBLIC LIBRARY STATISTICS  
 ANALYSIS OF RESOURCES AND SERVICES OF STATE AIDED LIBRARIES

PART II HOURS & STAFF  
 DISTRICT SUMMARIES

DISTRICT CENTERS	POPULA- TION SERVED	TOTAL REGIS- TRATION	PROFES- SIONAL STAFF	LIBRARIAN STAFF	OTHER PAID STAFF	VOLUN- TEER STAFF
ALIQUIPPA	169,907	47,270	12.04	6.23	25.83	4.85
ALLENTOWN	367,322	182,934	32.25	15.77	47.93	11.70
ALTOONA	222,646	93,826	14.28	5.49	37.24	6.64
BETHLEHEM	201,024	96,315	13.21	5.47	36.15	5.17
CAPITAL AREA	533,803	281,732	48.29	9.79	171.49	23.86
CENTRAL PENNSYLVANIA	306,950	111,683	21.93	3.00	61.99	88.01
CHAMBERSBURG	155,138	73,160	10.73	1.73	42.56	2.06
CHESTER	498,886	213,508	57.79	3.60	144.52	19.72
DELAWARE	558,972	262,201	65.00	19.46	114.91	15.10
DOYLESTOWN	623,042	263,407	37.35	24.80	104.93	7.55
EASTON	270,991	140,809	20.45	6.16	75.30	10.66
ERIE	371,848	222,662	28.34	9.06	91.18	3.64
JOHNSTOWN	262,268	72,100	19.07	12.83	36.50	5.58
LANCASTER	519,462	224,402	43.12	4.28	89.71	21.09
LEBANON	133,568	96,228	7.71	4.00	23.16	3.84
MONTGOMERY COUNTY	802,076	433,639	103.12	20.54	234.76	25.30
NEW CASTLE	362,028	174,456	26.69	12.88	56.74	15.70
NORTH CENTRAL	504,877	182,820	30.48	37.77	121.91	10.33
NORTHEAST	396,260	110,454	31.00	9.14	100.83	12.82
OIL CREEK	131,842	48,050	12.04	11.81	26.90	5.09
PHILADELPHIA	1,526,006	416,260	270.00	216.60	365.75	96.15
PITTSBURGH	1,222,904	578,137	271.93	27.07	527.54	42.49
POTTSVILLE	180,038	63,292	8.21	9.64	27.24	3.27
READING	411,442	101,804	33.53	13.55	78.97	10.16
SENECA	122,081	71,198	9.39	10.80	31.81	4.90
WASHINGTON	316,155	118,229	23.93	11.06	71.47	12.86
WESTMORELAND	373,673	132,331	23.71	14.68	68.98	10.00
WILKES-BARRE	329,868	134,408	15.71	6.01	73.13	3.62
YORK	536,379	281,796	28.38	5.63	143.09	17.09
Grand	12,411,456	5,229,111	1,319.65	538.81	3,032.50	499.24

2013 PENNSYLVANIA PUBLIC LIBRARY STATISTICS  
 ANALYSIS OF RESOURCES AND SERVICES OF STATE AIDED LIBRARIES

PART II COLLECTION  
 DISTRICT SUMMARIES

DISTRICT CENTERS	CATL ITEMS EOY	ITEMS/ CAPITA	PERIOD- ICAL TITLES	PERIOD- ICAL eTITLES	TOTAL CIRC	CIRC/ CAPITA	TURN- OVER	INTER LOAN LENT	INTER LOAN BORROW	WEB ACCESS PCs
ALIQUIPPA	357,765	31.09	475	193	498,146	2.93	1.39	25,495	24,178	125
ALLENTOWN	808,461	32.66	1,009	880	1,390,724	3.79	1.72	5,361	4,129	179
ALTOONA	530,861	41.81	621	27	547,501	2.46	1.03	3,435	2,593	140
BETHLEHEM	380,406	11.44	380	51	1,152,353	5.73	3.03	8,787	5,188	73
CAPITAL AREA	1,173,947	52.46	1,379	1	4,466,798	8.37	3.80	212,299	209,677	323
CENTRAL PENNSYLVANIA	535,059	13.59	670	83	1,634,229	5.32	3.05	36,650	30,995	108
CHAMBERSBURG	360,789	9.05	334	1	581,317	3.75	1.61	10,594	4,041	106
CHESTER	1,153,806	38.20	1,461	9	3,943,669	7.90	3.42	7,411	3,378	256
DELAWARE	1,484,854	99.86	1,772	130	2,646,660	4.73	1.78	212,875	235,880	285
DOYLESTOWN	951,911	34.76	1,206	224	3,956,567	6.35	4.16	188,789	214,169	171
EASTON	742,997	23.36	1,019	91	1,341,754	4.95	1.81	6,963	11,760	198
ERIE	867,846	79.30	1,330	3	1,986,705	5.34	2.29	71,757	67,948	189
JOHNSTOWN	659,547	129.94	932	171	688,911	2.63	1.04	9,076	6,815	226
LANCASTER	933,254	30.19	724	149	4,070,141	7.84	4.36	298,644	293,302	294
LEBANON	305,331	17.11	308	3,466	787,776	5.90	2.58	53,288	54,559	67
MONTGOMERY COUNTY	2,537,502	91.23	2,453	2,118	5,645,080	7.04	2.22	586,915	587,377	411
NEW CASTLE	873,281	78.25	1,153	641	1,608,762	4.44	1.84	4,991	12,117	196
NORTH CENTRAL	1,306,978	188.53	2,138	23	2,299,273	4.55	1.76	9,082	13,399	398
NORTHEAST	919,448	56.84	1,252	2,462	1,844,843	4.66	2.01	9,261	13,640	264
OIL CREEK	513,844	66.70	779	6	516,350	3.92	1.00	2,093	3,140	145
PHILADELPHIA	3,439,757	2.25	830	1,912	6,579,053	4.31	1.91	7,279	6,304	970
PITTSBURGH	5,078,201	157.59	5,286	440	10,939,099	8.95	2.15	1,884,157	1,893,966	1,379
POTTSVILLE	539,337	74.38	833	4	444,984	2.47	0.83	2,140	4,644	120
READING	887,272	53.87	1,605	939	2,279,758	5.54	2.57	310,785	348,074	337
SENECA	593,667	122.39	848	1	736,466	6.03	1.24	5,445	6,220	126
WASHINGTON	857,994	64.78	1,057	74	929,488	2.94	1.08	2,453	4,955	223
WESTMORELAND	854,439	61.01	984	2	1,301,847	3.48	1.52	138,767	136,957	240
WILKES-BARRE	711,143	27.07	855	0	781,659	2.37	1.10	38,640	25,216	169
YORK	834,434	21.52	773	0	2,555,147	4.76	3.06	134,486	124,224	283
Grand	31,194,131	1711.23	34,466	14,101	68,155,060	5.49	2.18	4,287,918	4,348,845	8,001



2013 PENNSYLVANIA PUBLIC LIBRARY STATISTICS  
 ANALYSIS OF RESOURCES AND SERVICES OF STATE AIDED LIBRARIES

PART II REVENUE  
 DISTRICT SUMMARIES

DISTRICT CENTERS	POPULATION SERVED	TOTAL LOCAL GOV REVENUE	STATE REVENUE	FEDERAL REVENUE	OTHER REVENUE	TOTAL REVENUE	SCHOOL BOARD REVENUE	EMPLOYMENT PROGRAMS
ALIQUIPPA	169,907	926,271	778,708	27,153	712,254	2,444,386	128,500	21,503
ALLENTOWN	367,322	3,544,109	1,141,486	19,000	1,610,759	6,315,354	2,568,487	0
ALTOONA	222,646	800,572	914,950	80,613	811,423	2,607,558	295,392	40,581
BETHLEHEM	201,024	2,799,104	709,873	0	250,079	3,759,056	227,394	3,392
CAPITAL AREA	533,803	9,121,600	2,523,812	12,825	2,477,378	14,135,615	8,300	6,887
CENTRAL PENNSYLVANIA	306,950	2,296,119	1,221,551	23,470	872,748	4,413,888	0	7,870
CHAMBERSBURG	155,138	1,400,433	657,105	697	1,158,450	3,216,685	12,500	0
CHESTER	498,886	9,719,116	2,086,640	67,639	2,380,468	14,253,863	508,326	12,829
DELAWARE	558,972	9,650,408	2,325,846	84,565	1,745,433	13,806,253	25,000	47,593
DOYLESTOWN	623,042	8,400,003	2,769,282	32,528	1,867,271	13,069,084	0	0
EASTON	270,991	3,989,632	1,071,763	4,080	1,395,519	6,460,994	1,971,328	0
ERIE	371,848	5,791,222	2,022,249	60,000	911,362	8,784,833	167,298	4,159
JOHNSTOWN	262,268	1,234,270	1,115,733	119,410	884,505	3,353,918	40,600	117,929
LANCASTER	519,462	3,787,459	1,964,507	64,783	3,338,511	9,155,260	13,879	37,783
LEBANON	133,568	349,876	447,326	0	1,028,164	1,825,366	2,000	0
MONTGOMERY COUNTY	802,076	19,332,330	3,110,932	303,531	2,678,810	25,425,603	1,099,588	597
NEW CASTLE	362,028	1,744,476	1,436,087	49,512	1,794,327	5,024,402	31,450	28,437
NORTH CENTRAL	504,877	2,730,148	2,222,530	72,854	4,267,823	9,293,355	36,338	69,412
NORTHEAST	396,260	5,135,793	1,887,743	25,441	1,854,545	8,903,522	11,501	22,676
OIL CREEK	131,842	652,968	596,503	49,122	1,040,760	2,339,353	18,100	27,272
PHILADELPHIA	1,526,006	65,990,234	7,683,200	172,927	2,061,544	75,907,905	0	0
PITTSBURGH	1,222,904	40,773,162	8,932,331	105,798	11,597,691	61,408,982	626,858	0
POTTSVILLE	180,038	339,841	625,623	32,542	783,143	1,781,149	109,546	31,942
READING	411,442	4,326,856	1,652,012	55,698	1,225,269	7,259,835	5,000	26,698
SENECA	122,081	713,443	715,231	6,508	1,007,085	2,442,267	50,600	7,130
WASHINGTON	316,155	1,891,715	1,222,075	30,044	1,567,734	4,711,568	265,391	36,573
WESTMORELAND	373,673	1,633,250	1,420,417	20,557	2,022,297	5,096,521	551,067	15,995
WILKES-BARRE	329,868	2,151,683	1,025,766	37,096	2,525,871	5,740,416	1,011,117	37,096
YORK	536,379	4,673,690	2,206,282	15,000	2,555,074	9,450,046	261,814	0
Grand	12,411,456	215,899,783	56,487,563	1,573,393	58,426,297	332,387,036	10,047,374	604,354

2013 PENNSYLVANIA PUBLIC LIBRARY STATISTICS  
 ANALYSIS OF RESOURCES AND SERVICES OF STATE AIDED LIBRARIES

PART II EXPENDITURES  
 DISTRICT SUMMARIES

DISTRICT CENTERS	SALARIES WAGES & BENEFITS	TOTAL LIBRARY MATERIALS	OTHER OPERATING TOTAL	TOTAL OPERATING EXPEND	TOT CAP EXP	OPR/ CAP	LOCAL OPERATING EXPEND	STATE OPERATING EXPEND	TOTAL FEDERAL EXPEND
ALIQUIPPA	1,653,016	344,109	558,547	2,555,672	0	15.042	1,773,044	755,475	27,153
ALLENTOWN	3,740,779	693,325	1,177,734	5,611,838	34,519	15.278	4,451,224	1,141,614	19,000
ALTOONA	1,676,837	356,700	590,439	2,623,976	59,352	11.785	1,643,670	899,693	80,613
BETHLEHEM	2,765,327	592,010	630,264	3,987,601	0	19.836	3,275,716	709,873	2,012
CAPITAL AREA	8,597,419	1,855,603	4,525,088	14,978,110	858,580	28.059	12,442,066	2,523,812	12,232
CENTRAL PENNSYLVANIA	2,992,876	672,886	1,214,118	4,879,880	13,309	15.898	3,635,132	1,221,551	23,197
CHAMBERSBURG	1,574,743	348,060	734,638	2,657,441	802,002	17.130	1,999,602	657,105	734
CHESTER	9,201,931	1,863,641	3,171,141	14,236,713	336,526	28.537	12,100,586	2,053,194	82,933
DELAWARE	9,045,102	2,213,426	2,809,092	14,067,620	0	25.167	11,661,398	2,325,846	80,376
DOYLESTOWN	7,326,816	2,219,479	4,367,981	13,914,276	77,381	22.333	11,112,466	2,769,282	32,528
EASTON	3,807,996	768,675	1,489,982	6,066,653	455,215	22.387	5,036,750	1,025,823	4,080
ERIE	5,832,815	1,029,050	2,106,248	8,968,113	28,107	24.118	7,028,209	1,879,904	60,000
JOHNSTOWN	2,021,623	466,537	1,114,742	3,602,902	0	13.737	2,365,333	1,115,733	121,836
LANCASTER	5,359,410	1,035,824	2,848,005	9,243,239	87,329	17.794	7,239,193	1,966,263	37,783
LEBANON	1,060,375	228,974	448,213	1,737,562	170,023	13.009	1,290,236	447,326	0
MONTGOMERY COUNTY	17,286,965	3,621,662	5,184,395	26,093,022	2,495,712	32.532	22,683,600	3,110,932	298,490
NEW CASTLE	3,029,681	777,064	1,411,319	5,218,064	4,830	14.413	3,722,377	1,446,198	49,489
NORTH CENTRAL	5,674,208	1,351,155	2,463,541	9,488,904	482,405	18.794	7,177,338	2,224,406	87,160
NORTHEAST	5,387,859	1,140,118	2,393,633	8,921,610	3,154,084	22.515	7,003,546	1,892,623	25,441
OIL CREEK	1,344,853	301,428	668,844	2,315,125	64,894	17.560	1,536,459	728,981	49,685
PHILADELPHIA	54,669,274	5,174,515	16,426,484	76,270,273	0	49.980	68,414,146	7,683,200	172,927
PITTSBURGH	33,855,592	7,694,027	12,297,248	53,846,866	2,727,310	44.032	44,719,714	9,000,175	126,977
POTTSVILLE	1,202,550	246,036	531,196	1,979,782	0	10.996	1,320,215	625,623	33,944
READING	5,171,474	1,060,539	1,754,678	7,986,691	313,210	19.411	6,283,337	1,652,012	51,342
SENECA	1,527,260	342,556	721,543	2,591,359	80,217	21.227	1,870,851	714,000	6,508
WASHINGTON	2,832,426	571,633	1,531,355	4,935,414	0	15.611	3,673,295	1,232,075	30,044
WESTMORELAND	3,130,917	639,104	1,678,538	5,448,559	226,853	14.581	4,007,585	1,420,417	20,557
WILKES-BARRE	3,115,524	556,097	1,346,744	5,018,365	31,456	15.213	3,955,503	1,025,766	37,096
YORK	6,780,868	1,328,229	1,928,690	10,037,787	0	18.714	7,816,505	2,206,282	15,000
Grand	211,666,517	39,492,461	78,124,439	329,283,416	12,503,314	26.531	271,239,095	56,455,184	1,589,137

2013 PENNSYLVANIA PUBLIC LIBRARY STATISTICS  
ANALYSIS OF RESOURCES AND SERVICES OF STATE AIDED SYSTEMS

PART III HOURS & STAFF  
SYSTEM SUMMARIES

SYSTEMS BY COUNTY	POPULA- TION SERVED	TOTAL REGIS- TRATION	PROFES- SIONAL STAFF	LIBRARIAN STAFF	OTHER PAID STAFF	VOLUN- TEER STAFF
ADAMS COUNTY LIBRARY SYSTEM	101,407	73,189	8.00	2.63	27.00	1.75
ALLEGHENY COUNTY LIBRARY ASSOC	1,222,904	578,137	271.93	27.07	527.54	42.49
BEAVER CO LIBRARY SYSTEM	169,907	47,270	12.04	6.23	25.83	4.85
BEDFORD CO FED LIB SYSTEM	49,762	20,779	2.22	2.57	6.56	1.13
BERKS CO PUB LIBRARIES	400,981	93,496	30.53	13.55	77.15	9.91
BLAIR COUNTY LIB SYSTEM	126,971	65,037	11.04	2.91	22.42	5.40
BRADFORD COUNTY LIBRARY SYSTEM	62,622	24,419	3.00	10.97	13.52	4.06
BUCKS COUNTY FREE LIBRARY	597,150	247,933	33.81	21.53	95.23	5.20
BUTLER COUNTY FED LIB SYSTEM	183,862	94,447	11.79	6.33	19.36	6.19
CAMBRIA COUNTY LIBRARY SYSTEM	143,797	37,334	10.36	7.77	19.90	1.98
CENTRE CO FEDERATION/PUB LIBS	153,990	62,424	16.13	1.00	30.65	3.88
CHESTER COUNTY LIBRARY	498,886	213,508	57.79	3.60	144.52	19.72
CLARION COUNTY LIBRARY SYSTEM	46,860	18,558	4.64	5.64	9.34	2.30
CRAWFORD CO FED LIB SYSTEM	87,226	73,508	10.33	4.73	19.74	2.05
CUMBERLAND COUNTY LIBRARY SYSTEM	244,731	101,195	24.09	5.33	75.16	15.65
DELAWARE COUNTY LIBRARY SYSTEM	558,972	262,201	65.00	19.46	114.91	15.10
FRANKLIN COUNTY LIBRARY SYSTEM	140,293	63,238	9.71	0.71	37.54	1.34
GREENE COUNTY LIBRARY SYSTEM	38,686	10,518	3.23	1.34	9.03	4.00
JEFFERSON COUNTY LIBRARY	45,200	10,137	3.04	4.63	6.50	1.00
LACKAWANNA CNTY LIBRARY SYSTEM	214,437	51,779	21.86	4.00	64.80	2.31
LIB SYSM OF LANCASTER COUNTY	519,462	224,402	43.12	4.28	89.71	21.09
LAWRENCE CO FED LIBRARY SYSTEM	91,740	41,144	7.09	2.22	20.06	2.21
LEBANON COUNTY LIBRARY SYSTEM	133,568	96,228	7.71	4.00	23.16	3.84
LUZERNE COUNTY LIBRARY SYSTEM	329,868	134,408	15.71	6.01	73.13	3.62
LYCOMING COUNTY LIBRARY SYSTEM	116,111	43,035	9.09	3.06	40.55	0.19
POTTER-TIOGA COUNTY LIB SYS (POTTER)	18,362	6,969	2.00	3.14	2.84	0.34
POTTSVILLE FREE PUBLIC LIBRARY	88,691	20,479	5.78	3.93	9.60	2.84
SOMERSET COUNTY FED LIB SYSTEM	71,465	15,845	3.00	1.00	12.26	1.86
POTTER-TIOGA COUNTY LIB SYS (TIOGA)	41,981	12,487	2.00	3.26	7.06	0.91
UNION COUNTY LIBRARY SYSTEM	44,947	16,407	2.29	2.01	17.43	0.00
WASHINGTON COUNTY LIBRARY SYS	207,211	83,358	14.77	7.71	48.40	6.23
WAYNE LIBRARY AUTHORITY	52,822	13,207	6.00	1.89	11.04	7.74
WESTMORELAND COUNTY LIB SYSTEM	373,673	132,331	23.71	14.68	68.98	10.00
YORK COUNTY LIBRARY SYSTEM	434,972	208,607	20.38	3.00	116.09	15.34
SYSTEMS TOTALS	7,613,517	3,198,014	773.15	212.20	1,886.97	226.53

2013 PENNSYLVANIA PUBLIC LIBRARY STATISTICS  
ANALYSIS OF RESOURCES AND SERVICES OF STATE AIDED SYSTEMS

PART III COLLECTION  
SYSTEM SUMMARIES

SYSTEMS BY COUNTY	CATL ITEMS EOY	ITEMS/ CAPITA	PERIOD- ICAL TITLES	PERIOD- ICAL eTITLES	TOTAL CIRC	CIRC/ CAPITA	TURN- OVER	INTER LOAN LENT	INTER LOAN BORROW	WEB ACCESS PCs
ADAMS COUNTY LIBRARY SYSTEM	178,233	1.76	174	0	712,513	7.03	4.00	23,294	23,615	52
ALLEGHENY COUNTY LIBRARY ASSOC	5,078,201	4.15	5,286	440	10,939,099	8.95	2.15	1,884,157	1,893,966	1,379
BEAVER CO LIBRARY SYSTEM	357,765	2.11	475	193	498,146	2.93	1.39	25,495	24,178	125
BEDFORD CO FED LIB SYSTEM	102,274	2.06	107	27	114,382	2.30	1.12	220	1,284	32
BERKS CO PUB LIBRARIES	853,552	2.13	1,561	887	2,192,219	5.47	2.57	310,747	347,719	331
BLAIR COUNTY LIB SYSTEM	353,889	2.79	439	0	358,837	2.83	1.01	3,166	1,189	102
BRADFORD COUNTY LIBRARY SYSTEM	225,879	3.61	431	1	244,990	3.91	1.08	2,869	3,136	75
BUCKS COUNTY FREE LIBRARY	846,176	1.42	1,024	224	3,749,619	6.28	4.43	157,726	186,924	155
BUTLER COUNTY FED LIB SYSTEM	365,668	1.99	432	630	957,752	5.21	2.62	1,115	1,933	79
CAMBRIA COUNTY LIBRARY SYSTEM	343,537	2.39	523	121	388,000	2.70	1.13	5,167	2,999	142
CENTRE CO FEDERATION/PUB LIBS	252,403	1.64	300	82	1,116,644	7.25	4.42	35,529	28,999	55
CHESTER COUNTY LIBRARY	1,153,806	2.31	1,461	9	3,943,669	7.90	3.42	7,411	3,378	256
CLARION COUNTY LIBRARY SYSTEM	138,256	2.95	221	4	219,862	4.69	1.59	1,010	1,119	49
CRAWFORD CO FED LIB SYSTEM	292,201	3.35	668	0	396,706	4.55	1.36	1,072	1,315	65
CUMBERLAND COUNTY LIBRARY SYSTEM	583,303	2.38	778	0	2,735,712	11.18	4.69	197,345	194,052	112
DELAWARE COUNTY LIBRARY SYSTEM	1,484,854	2.66	1,772	130	2,646,660	4.73	1.78	212,875	235,880	285
FRANKLIN COUNTY LIBRARY SYSTEM	297,372	2.12	264	1	507,160	3.62	1.71	1,579	2,664	87
GREENE COUNTY LIBRARY SYSTEM	90,766	2.35	139	0	62,606	1.62	0.69	406	526	32
JEFFERSON COUNTY LIBRARY	180,986	4.00	277	2	118,244	2.62	0.65	431	1,067	58
LACKAWANNA CNTY LIBRARY SYSTEM	589,965	2.75	619	959	1,161,506	5.42	1.97	8,092	3,616	149
LIB SYSM OF LANCASTER COUNTY	933,254	1.80	724	149	4,070,141	7.84	4.36	298,644	293,302	294
LAWRENCE CO FED LIBRARY SYSTEM	202,661	2.21	273	0	360,695	3.93	1.78	2,733	6,053	50
LEBANON COUNTY LIBRARY SYSTEM	305,331	2.29	308	3,466	787,776	5.90	2.58	53,288	54,559	67
LUZERNE COUNTY LIBRARY SYSTEM	711,143	2.16	855	0	781,659	2.37	1.10	38,640	25,216	169
LYCOMING COUNTY LIBRARY SYSTEM	261,433	2.25	381	0	759,864	6.54	2.91	2,246	5,298	72
POTTER-TIOGA COUNTY LIB SYS (POTTER)	89,951	4.90	219	1	71,047	3.87	0.79	321	748	28
POTTSVILLE FREE PUBLIC LIBRARY	241,456	2.72	352	0	187,032	2.11	0.77	925	3,055	52
SOMERSET COUNTY FED LIB SYSTEM	144,231	2.02	213	0	129,836	1.82	0.90	3,546	2,601	42
POTTER-TIOGA COUNTY LIB SYS (TIOGA)	124,383	2.96	202	0	142,392	3.39	1.14	298	365	36
UNION COUNTY LIBRARY SYSTEM	144,847	3.22	192	1	299,210	6.66	2.07	2,076	1,010	20
WASHINGTON COUNTY LIBRARY SYS	584,700	2.82	767	74	752,081	3.63	1.29	1,298	2,679	150
WAYNE LIBRARY AUTHORITY	123,714	2.34	279	1,092	224,495	4.25	1.81	105	4,560	56
WESTMORELAND COUNTY LIB SYSTEM	854,439	2.29	984	2	1,301,847	3.48	1.52	138,767	136,957	240
YORK COUNTY LIBRARY SYSTEM	656,201	1.51	599	0	1,842,634	4.24	2.81	111,192	100,609	231
SYSTEMS TOTALS	19,146,830	2.51	23,299	8,495	44,775,035	5.88	2.34	3,533,785	3,596,571	5,127

2013 PENNSYLVANIA PUBLIC LIBRARY STATISTICS  
ANALYSIS OF RESOURCES AND SERVICES OF STATE AIDED SYSTEMS

PART III REVENUE  
SYSTEM SUMMARIES

SYSTEMS BY COUNTY	POPULA- TION SERVED	TOTAL LOCAL GOV REVENUE	STATE REVENUE	FEDERAL REVENUE	OTHER REVENUE	TOTAL REVENUE	SCHOOL BOARD REVENUE	EMPLOY- MENT PROGRAMS
ADAMS COUNTY LIBRARY SYSTEM	101,407	1,109,300	581,674	0	381,954	2,072,928	1,600	0
ALLEGHENY COUNTY LIBRARY ASSOC	1,222,904	40,773,162	8,932,331	105,798	11,597,691	61,408,982	626,858	0
BEAVER CO LIBRARY SYSTEM	169,907	926,271	778,708	27,153	712,254	2,444,386	128,500	21,503
BEDFORD CO FED LIB SYSTEM	49,762	139,150	221,274	16,167	150,700	527,291	0	15,967
BERKS CO PUB LIBRARIES	400,981	4,055,716	1,611,055	55,698	1,113,198	6,835,667	5,000	26,698
BLAIR COUNTY LIB SYSTEM	126,971	593,811	566,609	64,446	523,532	1,748,398	295,392	24,614
BRADFORD COUNTY LIBRARY SYSTEM	62,622	413,402	261,000	0	551,158	1,225,560	0	0
BUCKS COUNTY FREE LIBRARY	597,150	7,725,839	2,636,849	32,528	1,749,476	12,144,692	0	0
BUTLER COUNTY FED LIB SYSTEM	183,862	857,543	544,035	13,499	914,092	2,329,169	3,950	6,844
CAMBRIA COUNTY LIBRARY SYSTEM	143,797	798,472	806,226	74,633	446,062	2,125,393	27,800	74,633
CENTRE CO FEDERATION/PUB LIBS	153,990	1,774,580	706,402	15,600	453,335	2,949,917	0	0
CHESTER COUNTY LIBRARY	498,886	9,719,116	2,086,640	67,639	2,380,468	14,253,863	508,326	12,829
CLARION COUNTY LIBRARY SYSTEM	46,860	114,351	162,229	38,730	366,255	681,565	2,250	25,180
CRAWFORD CO FED LIB SYSTEM	87,226	698,195	532,004	60,000	436,496	1,726,695	0	0
CUMBERLAND COUNTY LIBRARY SYSTEM	244,731	3,296,997	1,039,331	12,303	1,592,058	5,940,689	7,640	6,887
DELAWARE COUNTY LIBRARY SYSTEM	558,972	9,650,408	2,325,846	84,565	1,745,433	13,806,253	25,000	47,593
FRANKLIN COUNTY LIBRARY SYSTEM	140,293	1,384,733	605,479	697	854,594	2,845,503	12,500	0
GREENE COUNTY LIBRARY SYSTEM	38,686	114,595	158,468	17,306	374,715	665,084	0	17,306
JEFFERSON COUNTY LIBRARY	45,200	132,671	165,880	10,392	471,821	780,764	5,000	2,092
LACKAWANNA CNTY LIBRARY SYSTEM	214,437	4,349,618	1,228,884	10,834	649,053	6,238,389	0	8,069
LIB SYSM OF LANCASTER COUNTY	519,462	3,787,459	1,964,507	64,783	3,338,511	9,155,260	13,879	37,783
LAWRENCE CO FED LIBRARY SYSTEM	91,740	483,202	615,565	24,513	220,197	1,343,477	27,500	9,387
LEBANON COUNTY LIBRARY SYSTEM	133,568	349,876	447,326	0	1,028,164	1,825,366	2,000	0
LUZERNE COUNTY LIBRARY SYSTEM	329,868	2,151,683	1,025,766	37,096	2,525,871	5,740,416	1,011,117	37,096
LYCOMING COUNTY LIBRARY SYSTEM	116,111	1,256,391	904,004	22,500	953,848	3,136,743	9,588	12,500
POTTER-TIOGA COUNTY LIB SYS (POTTER)	18,362	131,454	148,080	7,711	181,484	468,729	6,000	7,711
POTTSVILLE FREE PUBLIC LIBRARY	88,691	166,672	411,450	10,308	326,461	914,891	61,814	9,708
SOMERSET COUNTY FED LIB SYSTEM	71,465	214,850	176,128	36,636	144,962	572,576	1,800	35,155
POTTER-TIOGA COUNTY LIB SYS (TIOGA)	41,981	101,292	91,917	0	411,490	604,699	0	0
UNION COUNTY LIBRARY SYSTEM	44,947	345,891	229,776	500	280,100	856,267	0	685
WASHINGTON COUNTY LIBRARY SYS	207,211	1,522,786	916,369	5,923	886,752	3,331,830	251,833	12,452
WAYNE LIBRARY AUTHORITY	52,822	248,940	219,238	14,607	486,528	969,313	7,300	14,607
WESTMORELAND COUNTY LIB SYSTEM	373,673	1,633,250	1,420,417	20,557	2,022,297	5,096,521	551,067	15,995
YORK COUNTY LIBRARY SYSTEM	434,972	3,564,390	1,624,608	15,000	2,173,120	7,377,118	260,214	0
SYSTEMS TOTALS	7,613,517	104,586,066	36,146,075	968,122	42,444,130	184,144,393	3,853,928	483,294

2013 PENNSYLVANIA PUBLIC LIBRARY STATISTICS  
ANALYSIS OF RESOURCES AND SERVICES OF STATE AIDED SYSTEMS

PART III EXPENDITURES  
SYSTEM SUMMARIES

SYSTEMS BY COUNTY	POPULA- TION SERVED	SALARIES WAGES & BENEFITS	TOTAL LIBRARY MATERIALS	OTHER OPERATING TOTAL	TOTAL OPERATING EXPEND	TOT CAP EXP	OPR/ CAP	LOCAL OPERATING EXPEND	STATE OPERATING EXPEND	TOTAL FEDERAL EXPEND
ADAMS COUNTY LIBRARY SYSTEM	101,407	1,376,666	363,765	518,921	2,259,352	0	22.280	1,677,678	581,674	0
ALLEGHENY COUNTY LIBRARY ASSOC	1,222,904	33,855,592	7,694,027	12,297,248	53,846,866	2,727,310	44.032	44,719,714	9,000,175	126,977
BEAVER CO LIBRARY SYSTEM	169,907	1,653,016	344,109	558,547	2,555,672	0	15.042	1,773,044	755,475	27,153
BEDFORD CO FED LIB SYSTEM	49,762	295,825	75,168	120,036	491,029	0	9.868	268,845	206,017	16,167
BERKS CO PUB LIBRARIES	400,981	4,950,636	1,011,807	1,587,779	7,550,222	313,210	18.829	5,887,825	1,611,055	51,342
BLAIR COUNTY LIB SYSTEM	126,971	1,169,825	233,985	422,478	1,826,288	59,352	14.384	1,195,233	566,609	64,446
BRADFORD COUNTY LIBRARY SYSTEM	62,622	679,341	177,151	326,750	1,183,242	9,090	18.895	922,133	261,109	0
BUCKS COUNTY FREE LIBRARY	597,150	6,733,467	2,112,951	4,211,593	13,058,011	0	21.867	10,388,634	2,636,849	32,528
BUTLER COUNTY FED LIB SYSTEM	183,862	1,277,930	374,612	702,116	2,354,658	0	12.807	1,797,124	544,035	13,499
CAMBRIA COUNTY LIBRARY SYSTEM	143,797	1,269,501	282,930	642,636	2,195,067	0	15.265	1,314,208	806,226	74,633
CENTRE CO FEDERATION/PUB LIBS	153,990	1,996,948	466,544	830,319	3,293,811	0	21.390	2,572,082	706,402	15,327
CHESTER COUNTY LIBRARY	498,886	9,201,931	1,863,641	3,171,141	14,236,713	336,526	28.537	12,100,586	2,053,194	82,933
CLARION COUNTY LIBRARY SYSTEM	46,860	390,663	95,049	243,095	728,807	13,888	15.553	527,848	162,229	38,730
CRAWFORD CO FED LIB SYSTEM	87,226	1,105,867	256,549	468,135	1,830,551	28,107	20.986	1,238,547	532,004	60,000
CUMBERLAND COUNTY LIBRARY SYSTEM	244,731	3,766,216	806,280	1,549,755	6,122,251	858,580	25.016	5,071,210	1,039,331	11,710
DELAWARE COUNTY LIBRARY SYSTEM	558,972	9,045,102	2,213,426	2,809,092	14,067,620	0	25.167	11,661,398	2,325,846	80,376
FRANKLIN COUNTY LIBRARY SYSTEM	140,293	1,403,167	304,044	665,416	2,372,627	802,002	16.912	1,766,414	605,479	734
GREENE COUNTY LIBRARY SYSTEM	38,686	392,260	62,905	252,989	708,154	0	18.305	532,380	158,468	17,306
JEFFERSON COUNTY LIBRARY	45,200	399,370	100,089	296,388	795,847	51,006	17.607	619,012	165,880	10,955
LACKAWANNA CNTY LIBRARY SYSTEM	214,437	3,917,415	778,952	1,792,690	6,489,057	2,050,679	30.261	5,254,586	1,223,637	10,834
LIB SYSM OF LANCASTER COUNTY	519,462	5,359,410	1,035,824	2,848,005	9,243,239	87,329	17.794	7,239,193	1,966,263	37,783
LAWRENCE CO FED LIBRARY SYSTEM	91,740	902,818	199,674	327,717	1,430,209	0	15.590	780,069	625,676	24,464
LEBANON COUNTY LIBRARY SYSTEM	133,568	1,060,375	228,974	448,213	1,737,562	170,023	13.009	1,290,236	447,326	0
LUZERNE COUNTY LIBRARY SYSTEM	329,868	3,115,524	556,097	1,346,744	5,018,365	31,456	15.213	3,955,503	1,025,766	37,096
LYCOMING COUNTY LIBRARY SYSTEM	116,111	1,887,063	403,856	758,880	3,049,799	50,365	26.266	2,099,011	904,003	46,785
POTTER-TIOGA COUNTY LIB SYS (POTTER)	18,658	257,751	86,612	113,331	457,694	0	24.926	309,614	148,080	0
POTTSVILLE FREE PUBLIC LIBRARY	88,691	632,890	130,290	237,525	1,000,705	0	11.283	577,545	411,450	11,710
SOMERSET COUNTY FED LIB SYSTEM	71,465	363,435	85,320	282,468	731,223	0	10.232	516,033	176,128	39,062
POTTER-TIOGA COUNTY LIB SYS (TIOGA)	41,795	311,164	122,121	169,703	602,988	262,708	14.363	511,071	91,917	0
UNION COUNTY LIBRARY SYSTEM	44,947	622,042	115,554	240,211	977,807	0	21.755	748,031	229,776	0
WASHINGTON COUNTY LIBRARY SYS	207,211	1,972,207	435,558	1,000,252	3,408,017	0	16.447	2,475,725	926,369	5,923
WAYNE LIBRARY AUTHORITY	52,822	535,985	148,104	247,629	931,718	0	17.639	687,746	229,365	14,607
WESTMORELAND COUNTY LIB SYSTEM	373,673	3,130,917	639,104	1,678,538	5,448,559	226,853	14.581	4,007,585	1,420,417	20,557
YORK COUNTY LIBRARY SYSTEM	434,972	5,404,202	964,464	1,409,769	7,778,435	0	17.883	6,138,827	1,624,608	15,000
SYSTEMS TOTALS	7,613,627	110,436,521	24,769,535	44,576,108	179,782,164	8,078,484	23.614	142,624,689	36,168,838	988,637

2013 PENNSYLVANIA PUBLIC LIBRARY STATISTICS  
 ANALYSIS OF RESOURCES AND SERVICES OF NON-STATE AIDED LIBRARIES  
 PART IV HOURS & STAFF

LIBRARIES BY COUNTY		POPULA- TION SERVED	HOURS OPEN WEEKLY	TOTAL REGIS- TRATION	PROFES- SIONAL STAFF	LIBRARIAN STAFF	OTHER PAID STAFF	VOLUN- TEER STAFF
MONTGOMERY								
1	LANSDALE PUBLIC LIBRARY	16,269	60	3,178	3.26	0.00	6.43	0.86
	<i>Totals - Montgomery County</i>	16,269		3,178	3.26	0.00	6.43	0.86
SUSQUEHANNA								
2	PRATT MEMORIAL LIBRARY	0	13	450	0.00	0.37	0.00	0.00
	<i>Totals - Susquehanna County</i>	0		450	0.00	0.37	0.00	0.00
STATE TOTALS		16,269		3,628	3.26	0.37	6.43	0.86

2013 PENNSYLVANIA PUBLIC LIBRARY STATISTICS  
 ANALYSIS OF RESOURCES AND SERVICES OF NON-STATE AIDED LIBRARIES  
 PART IV COLLECTION

LIBRARIES BY COUNTY		CATL ITEMS EOY	ITEMS/ CAPITA	PERIOD- ICAL TITLES	PERIOD- ICAL eTITLES	TOTAL CIRC	CIRC/ CAPITA	TURN- OVER	INTER LOAN LENT	INTER LOAN BORROW	WEB ACCESS PCs
MONTGOMERY											
1	LANSDALE PUBLIC LIBRARY	61,075	3.75	166	0	88,309	5.43	1.45	0	46	15
	<i>Totals - Montgomery County</i>	61,075	3.75	166	0	88,309	5.43	1.45	0	46	15
SUSQUEHANNA											
2	PRATT MEMORIAL LIBRARY	9,150	0.00	26	0	4,045	0.00	0.44	0	98	2
	<i>Totals - Susquehanna County</i>	9,150	0.00	26	0	4,045	0.00	0.44	0	98	2
	STATE TOTALS	70,225	4.32	192	0	92,354	5.68	1.32	0	144	17



2013 PENNSYLVANIA PUBLIC LIBRARY STATISTICS  
 ANALYSIS OF RESOURCES AND SERVICES OF NON-STATE AIDED LIBRARIES  
 PART IV REVENUE

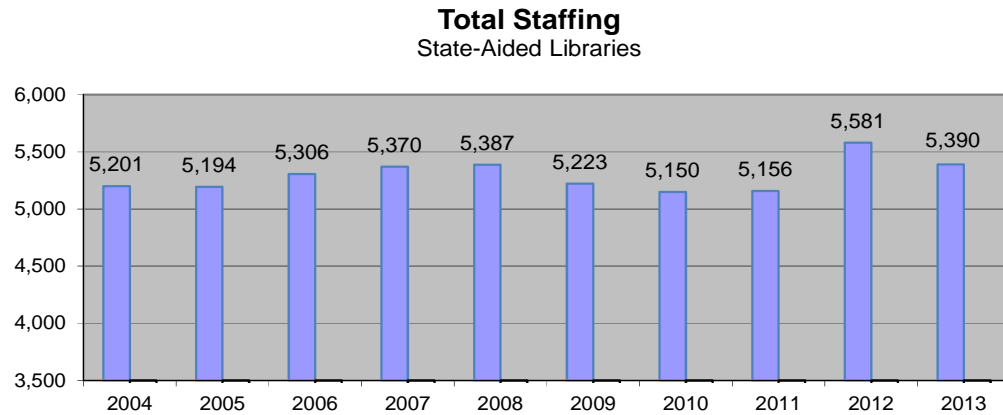
LIBRARIES BY COUNTY		POPULA- TION SERVED	TOTAL LOCAL GOV REVENUE	STATE REVENUE	FEDERAL REVENUE	OTHER REVENUE	TOTAL REVENUE	SCHOOL BOARD REVENUE	EMPLOY- MENT PROGRAMS
MONTGOMERY									
1	LANSDALE PUBLIC LIBRARY	16,269	473,000	0	0	113,584	586,584	0	0
	<i>Totals - Montgomery County</i>	16,269	473,000	0	0	113,584	586,584	0	0
SUSQUEHANNA									
2	PRATT MEMORIAL LIBRARY	0	3,750	0	0	14,146	17,896	0	0
	<i>Totals - Susquehanna County</i>	0	3,750	0	0	14,146	17,896	0	0
	STATE TOTALS	16,269	476,750	0	0	127,730	604,480	0	0

2013 PENNSYLVANIA PUBLIC LIBRARY STATISTICS  
 ANALYSIS OF RESOURCES AND SERVICES OF NON-STATE AIDED LIBRARIES  
 PART IV EXPENDITURES

LIBRARIES BY COUNTY		SALARIES WAGES & BENEFITS	TOTAL LIBRARY MATERIALS	OTHER OPERATING TOTAL	TOTAL OPERATING EXPEND	TOTAL CAPITAL EXPEND	OPR/ CAP	LOCAL OPERATING EXPEND	STATE OPERATING EXPEND	TOTAL FEDERAL EXPEND
MONTGOMERY										
1	LANSDALE PUBLIC LIBRARY	373,260	74,378	151,842	599,480	0	36.848	599,480	0	0
	<i>Totals - Montgomery County</i>	373,260	74,378	151,842	599,480	0	36.848	599,480	0	0
SUSQUEHANNA										
2	PRATT MEMORIAL LIBRARY	5,972	3,445	7,820	17,237	0	0.000	17,237	0	0
	<i>Totals - Susquehanna County</i>	5,972	3,445	7,820	17,237	0	0.000	17,237	0	0
	STATE TOTALS	379,232	77,823	159,662	616,717	0	37.907	616,717	0	0

2013 PENNSYLVANIA PUBLIC LIBRARY STATISTICS  
 ANALYSIS OF RESOURCES AND SERVICES OF NON-STATE AIDED LIBRARIES  
 PART V HOURS & STAFF  
 DISTRICT SUMMARIES

DISTRICT CENTERS	POPULATION SERVED	TOTAL REGISTRATION	PROFESSIONAL STAFF	LIBRARIAN STAFF	OTHER PAID STAFF	VOLUNTEER STAFF
LANSDALE PUBLIC LIBRARY *	16,269	3,178	3.26	0.00	6.43	0.86
Montgomery	16,269	3,178	3.26	0.00	6.43	0.86
PRATT MEMORIAL LIBRARY *	0	450	0.00	0.37	0.00	0.00
Scranton	0	450	0.00	0.37	0.00	0.00
NON-STATE AIDED	16,269*	3,628	3.26	0.37	6.43	0.86
STATE AIDED	12,411,456	5,229,111	1,319.65	538.81	3,032.50	499.24
<b>COMBINED TOTALS</b>	<b>12,411,456</b>	<b>5,232,739</b>	<b>1,322.91</b>	<b>539.18</b>	<b>3,038.93</b>	<b>500.09</b>

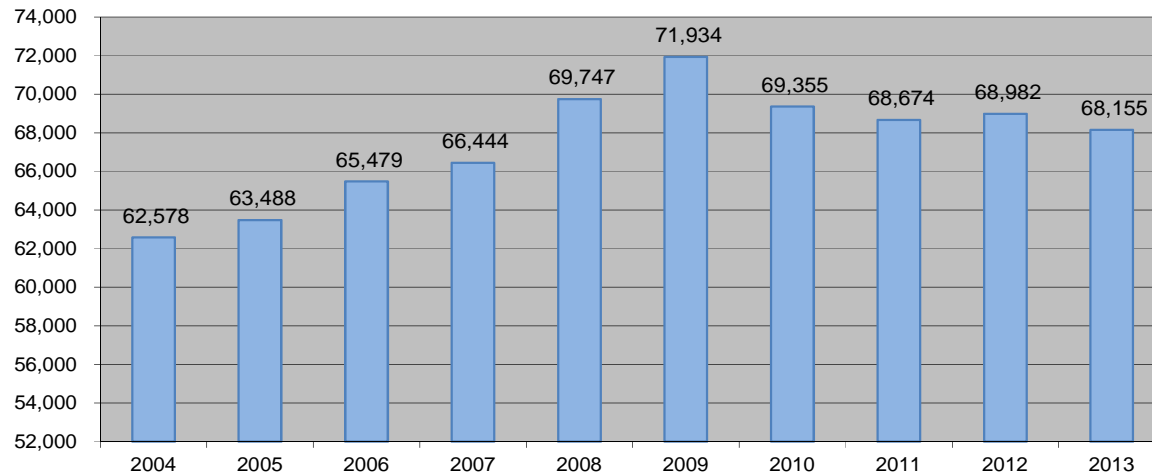


\* These non-state-aided library populations are claimed & served by state-aided libraries

2013 PENNSYLVANIA PUBLIC LIBRARY STATISTICS  
 ANALYSIS OF RESOURCES AND SERVICES OF NON-STATE AIDED LIBRARIES  
 PART V COLLECTION  
 DISTRICT SUMMARIES

DISTRICT CENTERS	CATL ITEMS EOY	ITEMS/ CAPITA	PERIOD- ICAL TITLES	PERIOD- ICAL eTITLES	TOTAL CIRC	CIRC/ CAPITA	TURN- OVER	INTER LOAN LENT	INTER LOAN BORROW	WEB ACCESS PCs
LANSDALE PUBLIC LIBRARY * Montgomery	61,075	3.75	166	0	88,309	5.43	1.45	0	46	15
PRATT MEMORIAL LIBRARY * Scranton	9,150	0.00	26	0	4,045	0.00	0.44	0	98	2
NON-STATE AIDED	70,225	3.30	192	0	92,354	3.85	1.32	0	144	17
STATE AIDED	31,194,131	2.51	34,466	14,101	68,155,060	5.49	2.18	4,287,918	4,348,845	8,001
<b>COMBINED TOTALS</b>	<b>31,264,356</b>	<b>2.52</b>	<b>34,658</b>	<b>14,101</b>	<b>68,247,414</b>	<b>5.50</b>	<b>2.18</b>	<b>4,287,918</b>	<b>4,348,989</b>	<b>8,018</b>

**Circulation**  
 State-Aided Libraries (in Thousands)

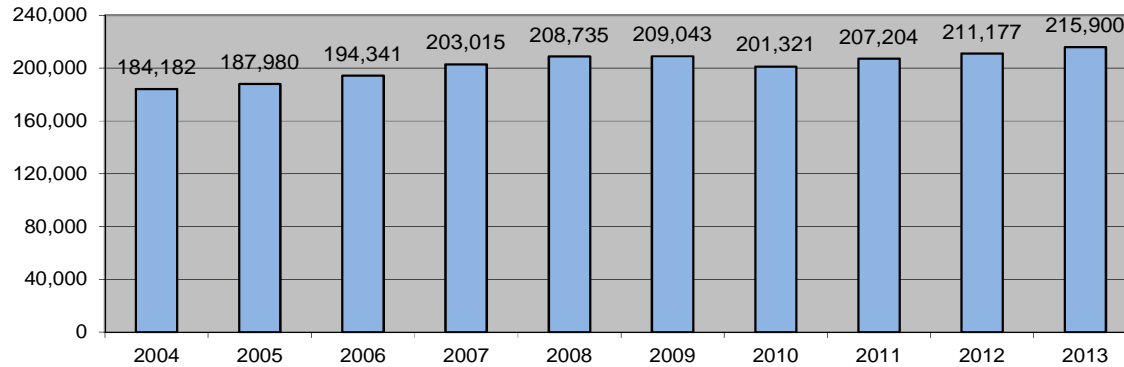


2013 PENNSYLVANIA PUBLIC LIBRARY STATISTICS  
ANALYSIS OF RESOURCES AND SERVICES OF NON-STATE AIDED LIBRARIES

PART V REVENUE  
DISTRICT SUMMARIES

DISTRICT CENTERS	POPULATION SERVED	TOTAL LOCAL GOV REVENUE	STATE REVENUE	FEDERAL REVENUE	OTHER REVENUE	TOTAL REVENUE	SCHOOL BOARD REVENUE	EMPLOYMENT PROGRAMS
LANSDALE PUBLIC LIBRARY *	16,269	473,000	0	0	113,584	586,584	0	0
Montgomery	16,269	473,000	0	0	113,584	586,584	0	0
PRATT MEMORIAL LIBRARY *	0	3,750	0	0	14,146	17,896	0	0
Scranton	0	3,750	0	0	14,146	17,896	0	0
NON-STATE AIDED	19,071*	476,750	0	0	127,730	604,480	0	0
STATE AIDED	12,411,456	215,899,783	56,487,563	1,573,393	58,426,297	332,387,036	10,047,374	604,354
<b>COMBINED TOTALS</b>	<b>12,411,456</b>	<b>216,376,533</b>	<b>56,487,563</b>	<b>1,573,393</b>	<b>58,554,027</b>	<b>332,991,516</b>	<b>10,047,374</b>	<b>604,354</b>

**Local Government Revenue**  
State-Aided Libraries (in Thousands)

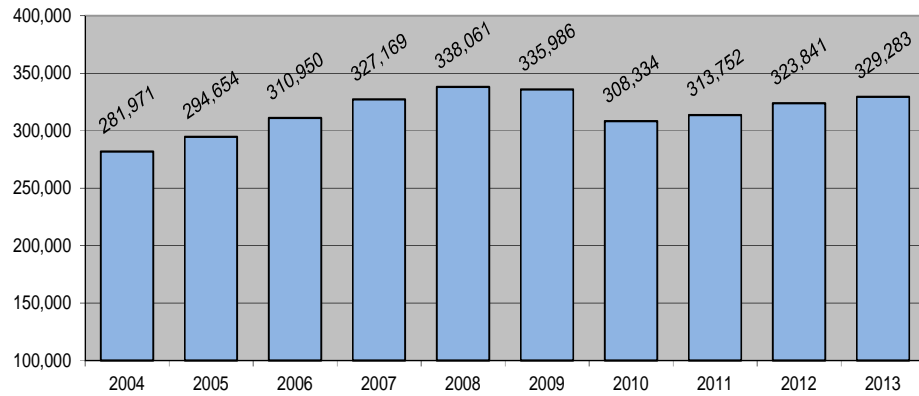


\* These non-state-aided library populations are claimed & served by state-aided libraries

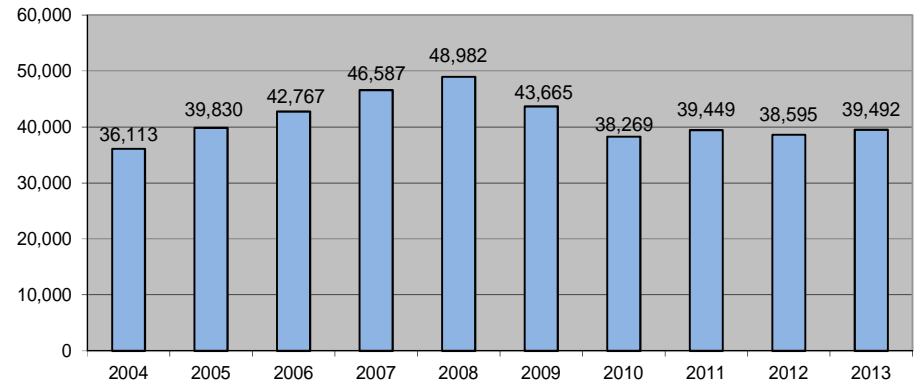
2013 PENNSYLVANIA PUBLIC LIBRARY STATISTICS  
 ANALYSIS OF RESOURCES AND SERVICES OF NON-STATE AIDED LIBRARIES  
 PART V EXPENDITURES  
 DISTRICT SUMMARIES

DISTRICT CENTERS	SALARIES WAGES & BENEFITS	TOTAL LIBRARY MATERIALS	OTHER OPERATING TOTAL	TOTAL OPERATING EXPEND	TOTAL CAPITAL EXPEND	OPR/ CAP	LOCAL OPERATING EXPEND	STATE OPERATING EXPEND	TOTAL FEDERAL EXPEND
LANSDALE PUBLIC LIBRARY *	373,260	74,378	151,842	599,480	0	36.848	599,480	0	0
Montgomery	373,260	74,378	151,842	599,480	0	36.848	599,480	0	0
PRATT MEMORIAL LIBRARY *	5,972	3,445	7,820	17,237	0	0.000	17,237	0	0
Scranton	5,972	3,445	7,820	17,237	0	0.000	17,237	0	0
NON-STATE AIDED	379,232	77,823	159,662	616,717	0	25.981	616,717	0	0
STATE AIDED	211,666,517	39,492,461	78,124,439	329,283,416	12,503,314	26.531	271,239,095	56,455,184	1,589,137
<b>COMBINED TOTALS</b>	<b>212,045,749</b>	<b>39,570,284</b>	<b>78,284,101</b>	<b>329,900,133</b>	<b>12,503,314</b>	<b>26.580</b>	<b>271,855,812</b>	<b>56,455,184</b>	<b>1,589,137</b>

**Total Library Expenditures**  
 State-Aided Libraries (in Thousands)



**Library Expenditures on Collection**  
 State-Aided Libraries (in Thousands)



2013 PENNSYLVANIA PUBLIC LIBRARY STATISTICS  
ANALYSIS OF RESOURCES AND SERVICES OF INDEPENDENT STATE AIDED LIBRARIES  
PART VI

LIBRARY NAME	TOTAL POP SERVED	TOT OPERATING EXPENDITURE	EXP/ CAPITA	TOTAL CIRCULATION	CIRC/ CAPITA	TOT ITEMS CATALOGED	ITEMS/ CAPITA	TURNOVER RATE
FREE LIBRARY OF PHILADELPHIA	1,526,006	76,270,273	49.980	6,579,053	4.31	3,439,757	2.25	1.91
<i>AVERAGE</i>	1,526,006	76,270,273	49.980	6,579,053	4.31	3,439,757	2.25	1.91
MONT CO-NORRISTOWN PUB LIB	325,368	4,813,910	14.795	634,806	1.95	527,434	1.62	1.20
ERIE COUNTY PUBLIC LIBRARY	245,988	6,398,825	26.013	1,316,934	5.35	370,537	1.51	3.55
DAUPHIN COUNTY LIBRARY SYSTEM	234,520	7,216,886	30.773	1,238,830	5.28	352,907	1.50	3.51
ALLENTOWN PUBLIC LIBRARY	131,537	2,213,330	16.827	371,230	2.82	237,406	1.80	1.56
BETHLEHEM AREA PUBLIC LIBRARY	127,583	2,854,879	22.377	833,856	6.54	215,215	1.69	3.87
<i>AVERAGE</i>	212,999	4,699,566	22.157	879,131	4.39	340,700	1.62	2.74
EASTERN MONROE PUBLIC LIBRARY	89,474	1,859,707	20.785	416,251	4.65	217,862	2.43	1.91
EASTON AREA PUBLIC LIBRARY	65,313	1,937,989	29.672	447,584	6.85	223,190	3.42	2.01
ABINGTON TWP PUBLIC LIBRARY	57,853	2,411,079	41.676	491,824	8.50	172,843	2.99	2.85
LOWER MERION LIBRARY SYSTEM	57,825	5,159,030	89.218	1,109,802	19.19	435,331	7.53	2.55
PIKE COUNTY PUBLIC LIBRARY	57,369	518,160	9.032	126,041	2.20	71,888	1.25	1.75
PARKLAND COMMUNITY LIBRARY	54,946	700,608	12.751	260,620	4.74	84,115	1.53	3.10
<i>AVERAGE</i>	63,797	2,097,762	33.856	475,354	7.69	200,872	3.19	2.36
MIFFLIN COUNTY LIBRARY	46,682	506,841	10.857	127,479	2.73	83,240	1.78	1.53
CLEARFIELD COUNTY PUBLIC LIBRARY	46,293	261,177	5.642	133,446	2.88	57,594	1.24	2.32
HUNTINGDON COUNTY LIBRARY	45,913	306,659	6.679	74,282	1.62	74,698	1.63	0.99
INDIAN VALLEY PUBLIC LIBRARY	45,316	987,315	21.787	408,401	9.01	155,203	3.42	2.63
POTTSTOWN PUBLIC LIBRARY	43,625	750,992	17.215	114,705	2.63	82,736	1.90	1.39
SUS CO HIST SOC & FR LIB	43,356	711,561	16.412	174,848	4.03	95,934	2.21	1.82
NORTHAMPTON AREA PUB LIBRARY	41,714	480,558	11.520	107,531	2.58	69,040	1.66	1.56
SNYDER COUNTY LIBRARIES, INC	39,702	440,439	11.094	99,120	2.50	64,894	1.63	1.53
ANNIE HALENBAKE ROSS LIBRARY	39,238	578,200	14.736	166,806	4.25	78,402	2.00	2.13
CHELTENHAM TOWNSHIP LIB SYSTEM	36,793	1,949,706	52.991	443,346	12.05	164,926	4.48	2.69
WISSAHICKON VALLEY PUB LIBRARY	36,697	1,209,695	32.964	360,963	9.84	118,332	3.22	3.05
CARNEGIE FREE LIBRARY	34,479	274,226	7.953	18,041	0.52	38,007	1.10	0.47
WESTERN POCONO COMMUNITY LIBRARY	33,880	815,634	24.074	177,468	5.24	73,880	2.18	2.40
LOWER MACUNGIE LIBRARY	32,994	581,170	17.614	240,085	7.28	72,640	2.20	3.31
INDIANA FREE LIBRARY INC	32,924	348,412	10.582	93,187	2.83	82,183	2.50	1.13
COMMUNITY LIB OF THE SHENANGO VALLEY	30,258	403,868	13.347	80,041	2.65	62,788	2.08	1.27
<i>AVERAGE</i>	39,367	662,903	17.217	176,234	4.54	85,906	2.20	1.89
WARREN LIBRARY ASSOCIATION	28,502	1,141,116	40.036	397,306	13.94	173,288	6.08	2.29
UPPER MERION TOWNSHIP LIBRARY	28,390	1,853,010	65.270	222,974	7.85	157,572	5.55	1.42
TUNKHANNOCK PUBLIC LIBRARY	28,276	271,114	9.588	157,953	5.59	37,947	1.34	4.16
WHITEHALL TOWNSHIP PUB LIBRARY	26,738	554,891	20.753	128,955	4.82	97,528	3.65	1.32

2013 PENNSYLVANIA PUBLIC LIBRARY STATISTICS  
ANALYSIS OF RESOURCES AND SERVICES OF INDEPENDENT STATE AIDED LIBRARIES  
PART VI

LIBRARY NAME	TOTAL POP SERVED	TOT OPERATING EXPENDITURE	EXP/ CAPITA	TOTAL CIRCULATION	CIRC/ CAPITA	TOT ITEMS CATALOGED	ITEMS/ CAPITA	TURNOVER RATE
HORSHAM TOWNSHIP LIBRARY	26,147	1,249,269	47.779	336,377	12.86	111,058	4.25	3.03
MEM LIB OF NAZARETH & VICINITY	25,829	458,180	17.739	119,127	4.61	62,725	2.43	1.90
UPPER DUBLIN PUBLIC LIBRARY	25,569	1,083,572	42.378	345,796	13.52	121,797	4.76	2.84
LOWER PROVIDENCE COM LIBRARY	25,436	667,919	26.259	250,374	9.84	80,038	3.15	3.13
HERSHEY PUBLIC LIBRARY	24,679	1,165,453	47.224	346,401	14.04	117,475	4.76	2.95
JUNIATA COUNTY LIBRARY	24,636	350,591	14.231	94,588	3.84	48,428	1.97	1.95
UPPER MORELAND FR PUB LIBRARY	24,015	853,412	35.537	215,972	8.99	86,309	3.59	2.50
POCONO MOUNTAIN PUBLIC LIBRARY	23,734	465,207	19.601	72,039	3.04	58,147	2.45	1.24
BLOOMSBURG PUBLIC LIBRARY	22,217	315,523	14.202	129,976	5.85	42,382	1.91	3.07
EMMAUS PUBLIC LIBRARY	21,577	310,714	14.400	108,783	5.04	102,634	4.76	1.06
FRANKLIN PUBLIC LIBRARY	21,577	237,141	10.990	61,708	2.86	53,339	2.47	1.16
THOMAS BEAVER FREE LIBRARY	21,321	214,580	10.064	61,090	2.87	35,568	1.67	1.72
BRADFORD AREA PUBLIC LIBRARY	21,133	286,496	13.557	41,032	1.94	49,943	2.36	0.82
SOUTHERN LEHIGH PUBLIC LIBRARY	20,969	413,902	19.739	92,829	4.43	59,354	2.83	1.56
SHAMOKIN & COAL TWP PUB LIB	20,912	152,147	7.276	58,139	2.78	56,225	2.69	1.03
BANGOR PUBLIC LIBRARY	20,359	123,510	6.067	39,687	1.95	34,764	1.71	1.14
<i>AVERAGE</i>	24,101	608,387	24.134	164,055	6.53	79,326	3.22	2.01
DIMMICK MEMORIAL LIBRARY	19,646	168,586	8.581	52,860	2.69	25,657	1.31	2.06
FR LIB OF SPRINGFIELD TWNSHP	19,418	879,045	45.270	194,960	10.04	55,344	2.85	3.52
DUBOIS PUBLIC LIBRARY	18,419	248,688	13.502	79,546	4.32	45,990	2.50	1.73
DEGENSTEIN COMMUNITY LIBRARY	18,267	415,479	22.745	69,773	3.82	81,473	4.46	0.86
LEHIGHTON AREA MEM LIBRARY	17,885	117,417	6.565	19,848	1.11	16,550	0.93	1.20
WILLIAM JEANES MEM LIBRARY	17,349	688,514	39.686	160,079	9.23	51,338	2.96	3.12
TAMAQUA PUBLIC LIBRARY	17,144	204,829	11.948	26,751	1.56	49,004	2.86	0.55
JOSEPH & ELIZABETH SHAW LIB	16,930	218,772	12.922	82,526	4.87	47,404	2.80	1.74
GROVE CITY COMMUNITY LIBRARY	15,718	153,620	9.774	78,919	5.02	46,376	2.95	1.70
MARY MEUSER MEMORIAL LIBRARY	15,477	259,531	16.769	67,432	4.36	50,395	3.26	1.34
CLYMER LIBRARY ASSOCIATION	15,343	293,179	19.108	57,352	3.74	50,469	3.29	1.14
SOUTHAMPTON FREE LIBRARY	15,152	592,954	39.134	150,035	9.90	68,307	4.51	2.20
BROWNSVILLE FR PUBLIC LIBRARY	15,055	63,573	4.223	11,055	0.73	20,171	1.34	0.55
<i>AVERAGE</i>	17,062	331,091	19.248	80,857	4.72	46,806	2.77	1.67
FULTON COUNTY LIBRARY	14,845	284,814	19.186	74,157	5.00	63,417	4.27	1.17
MCBRIDE MEMORIAL LIBRARY	14,153	413,210	29.196	75,823	5.36	39,207	2.77	1.93
PALMERTON LIBRARY ASSOCIATION	14,056	258,860	18.416	53,627	3.82	34,122	2.43	1.57
OIL CITY LIBRARY	14,038	521,906	37.178	109,335	7.79	126,042	8.98	0.87
SAINT MARYS PUBLIC LIBRARY	13,070	215,051	16.454	85,682	6.56	58,340	4.46	1.47
HUNTINGDON VALLEY LIBRARY	12,982	578,109	44.532	105,527	8.13	78,789	6.07	1.34
SLATINGTON LIBRARY INC	12,926	100,324	7.761	15,288	1.18	36,706	2.84	0.42
MOUNT CARMEL PUBLIC LIBRARY	12,577	137,314	10.918	62,145	4.94	60,870	4.84	1.02
MILTON PUBLIC LIBRARY	12,143	232,884	19.178	46,517	3.83	23,778	1.96	1.96



2013 PENNSYLVANIA PUBLIC LIBRARY STATISTICS  
ANALYSIS OF RESOURCES AND SERVICES OF INDEPENDENT STATE AIDED LIBRARIES  
PART VI

LIBRARY NAME	TOTAL POP SERVED	TOT OPERATING EXPENDITURE	EXP/ CAPITA	TOTAL CIRCULATION	CIRC/ CAPITA	TOT ITEMS CATALOGED	ITEMS/ CAPITA	TURNOVER RATE
CORRY PUBLIC LIBRARY	11,963	268,493	22.444	88,594	7.41	77,060	6.44	1.15
MAHANoy CITY PUBLIC LIBRARY	10,987	67,220	6.118	4,995	0.45	18,270	1.66	0.27
PUBLIC LIBRARY OF CATASAUQUA	10,856	98,806	9.102	37,105	3.42	21,210	1.95	1.75
MERCER AREA LIBRARY	10,752	119,159	11.082	27,767	2.58	26,917	2.50	1.03
GREENVILLE AREA PUBLIC LIBRARY	10,631	273,074	25.687	26,611	2.50	44,496	4.19	0.60
MCCORD MEMORIAL LIBRARY	10,609	234,522	22.106	78,390	7.39	44,778	4.22	1.75
WYOMISSING PUBLIC LIBRARY	10,461	436,469	41.723	87,539	8.37	33,720	3.22	2.60
UNIONTOWN PUBLIC LIBRARY	10,372	391,945	37.789	68,582	6.61	97,076	9.36	0.71
GERMAN MASONTOWN PUB LIBRARY	10,352	89,499	8.646	17,123	1.65	27,274	2.63	0.63
<i>AVERAGE</i>	12,099	262,314	21.529	59,156	4.83	50,671	4.16	1.23
MONTGOMERY HSE/WARRIOR RUN LIB	9,739	155,614	15.978	33,656	3.46	26,861	2.76	1.25
NEWPORT PUBLIC LIBRARY	9,298	163,302	17.563	50,691	5.45	45,336	4.88	1.12
FRACKVILLE FREE PUBLIC LIBRARY	9,029	92,837	10.282	10,999	1.22	18,608	2.06	0.59
MIDDLETOWN PUBLIC LIBRARY	8,901	191,562	21.521	53,968	6.06	28,536	3.21	1.89
MORRISVILLE FR LIB ASSOCIATION	8,728	197,657	22.646	40,175	4.60	20,875	2.39	1.92
SAMUEL W SMITH MEM PUB LIBRARY	8,436	121,236	14.371	33,276	3.94	31,574	3.74	1.05
SCHUYLKILL HAVEN FR PUB LIB	8,429	152,842	18.133	43,257	5.13	36,326	4.31	1.19
RIDGWAY FREE PUBLIC LIBRARY	8,286	91,532	11.047	24,324	2.94	22,565	2.72	1.08
PRIESTLEY FORSYTH MEM LIBRARY	7,489	239,840	32.026	38,197	5.10	23,732	3.17	1.61
BARRETT FRIENDLY LIBRARY	7,411	311,896	42.086	63,941	8.63	34,290	4.63	1.86
UNION LIB COMPANY OF HATBOROUGH	7,360	177,096	24.062	28,947	3.93	24,908	3.38	1.16
<i>AVERAGE</i>	8,464	172,310	20.883	38,312	4.59	28,510	3.39	1.34
UNION CITY PUBLIC LIBRARY	6,894	79,921	11.593	24,675	3.58	27,677	4.01	0.89
SULLIVAN COUNTY LIBRARY	6,428	115,053	17.899	34,325	5.34	21,888	3.41	1.57
MARY S BIESECKER PUB LIBRARY	6,277	146,475	23.335	37,053	5.90	35,548	5.66	1.04
RICE AVENUE COMMUNITY PUBLIC LIBRARY	6,135	79,096	12.893	38,868	6.34	18,515	3.02	2.10
HELLERTOWN AREA LIBRARY	5,898	193,984	32.890	91,839	15.57	33,426	5.67	2.75
ASHLAND PUBLIC LIBRARY	5,857	85,641	14.622	16,752	2.86	19,804	3.38	0.85
KITTANNING FREE LIBRARY	5,529	110,419	19.971	25,845	4.67	32,295	5.84	0.80
HAMLIN MEMORIAL LIBRARY	5,400	62,238	11.526	20,216	3.74	29,705	5.50	0.68
FRIENDS MEMORIAL LIBRARY	5,380	67,965	12.633	16,175	3.01	13,296	2.47	1.22
SUGAR GROVE FREE LIBRARY	5,270	72,691	13.793	9,015	1.71	19,709	3.74	0.46
STEY-NEVANT PUBLIC LIBRARY	5,111	140,029	27.398	13,149	2.57	29,430	5.76	0.45
BARBARA MOSCATO BROWN MEM LIBRARY	5,085	161,087	31.679	26,550	5.22	30,796	6.06	0.86
YOUNGSVILLE PUBLIC LIBRARY	5,018	51,295	10.222	17,438	3.48	18,362	3.66	0.95
<i>AVERAGE</i>	5,714	105,069	18.496	28,608	4.92	25,419	4.48	1.12
MARYSVILLE RYE LIB ASSOCIATION	4,898	55,115	11.253	10,452	2.13	15,139	3.09	0.69
JENKINTOWN LIBRARY	4,422	339,933	76.873	65,450	14.80	35,874	8.11	1.82

2013 PENNSYLVANIA PUBLIC LIBRARY STATISTICS  
 ANALYSIS OF RESOURCES AND SERVICES OF INDEPENDENT STATE AIDED LIBRARIES  
 PART VI

LIBRARY NAME	TOTAL POP SERVED	TOT OPERATING EXPENDITURE	EXP/ CAPITA	TOTAL CIRCULATION	CIRC/ CAPITA	TOT ITEMS CATALOGED	ITEMS/ CAPITA	TURNOVER RATE
MARIENVILLE AREA LIBRARY	4,395	51,422	11.700	7,680	1.75	15,025	3.42	0.51
BURRELL TOWNSHIP LIBRARY	4,393	46,322	10.545	8,846	2.01	16,934	3.85	0.52
RALPHO TOWNSHIP PUBLIC LIBRARY	4,321	37,687	8.722	27,443	6.35	24,367	5.64	1.13
NARBERTH COMMUNITY LIBRARY	4,282	198,888	46.447	70,074	16.36	35,044	8.18	2.00
COOPERSTOWN PUBLIC LIBRARY	4,167	31,424	7.541	7,201	1.73	15,221	3.65	0.47
BLOOMFIELD PUBLIC LIBRARY	3,738	33,430	8.943	13,997	3.74	19,338	5.17	0.72
BLAIRSVILLE PUBLIC LIBRARY	3,412	135,403	39.684	31,989	9.38	37,114	10.88	0.86
SARAH S BOVARD MEM LIBRARY	3,321	60,000	18.067	18,213	5.48	27,135	8.17	0.67
NORTH WALES MEMORIAL FREE LIBRARY	3,229	242,528	75.109	84,703	26.23	42,626	13.20	1.99
COPLAY PUBLIC LIBRARY	3,192	93,230	29.207	9,494	2.97	20,539	6.43	0.46
COMMUNITY LIB OF W PERRY CO	3,038	30,111	9.911	16,747	5.51	11,913	3.92	1.41
FORD CITY PUBLIC LIBRARY	2,991	120,477	40.280	19,021	6.36	20,065	6.71	0.95
APOLLO MEMORIAL LIBRARY	2,944	73,411	24.936	14,036	4.77	28,208	9.58	0.50
W W F COMMUNITY LIBRARY	2,492	39,140	15.706	4,926	1.98	14,377	5.77	0.34
JOHNSONBURG PUBLIC LIBRARY	2,483	88,195	35.520	10,471	4.22	27,015	10.88	0.39
SHEFFIELD TOWNSHIP LIBRARY	2,337	31,973	13.681	11,571	4.95	23,051	9.86	0.50
RINGTOWN AREA LIBRARY	2,091	48,560	23.223	7,471	3.57	14,407	6.89	0.52
RIEGELSVILLE LIBRARY	2,012	65,654	32.631	16,738	8.32	16,553	8.23	1.01
MOUNT JEWETT MEMORIAL LIBRARY	1,653	20,137	12.182	5,000	3.02	18,706	11.32	0.27
WILCOX PUBLIC LIBRARY	1,624	31,203	19.214	3,966	2.44	15,711	9.67	0.25
WATERFORD PUBLIC LIBRARY	1,517	33,670	22.195	21,332	14.06	18,434	12.15	1.16
ALBION AREA PUBLIC LIBRARY	1,516	43,035	28.387	21,206	13.99	18,644	12.30	1.14
TIDIOUTE PUBLIC LIBRARY	688	37,722	54.828	8,551	12.43	19,446	28.26	0.44
<i>AVERAGE</i>	3,006	79,547	27.071	20,663	7.14	22,035	8.61	0.83
OVERALL AVERAGE	37,248	1,167,224	22.709	182,450	5.60	93,945	4.30	1.52

2013 PENNSYLVANIA PUBLIC LIBRARY STATISTICS  
ANALYSIS OF RESOURCES AND SERVICES OF STATE-AIDED SYSTEMS  
PART VII

SYSTEM NAME	TOTAL POP SERVED	TOT OPERATING EXPENDITURE	EXP/ CAPITA	TOTAL CIRCULATION	CIRC/ CAPITA	TOT ITEMS CATALOGED	ITEMS/ CAPITA	TURNOVER RATE
ALLEGHENY COUNTY LIBRARY ASSOC	1,222,904	53,846,866	44.032	10,939,099	8.95	5,078,201	4.15	2.15
BUCKS COUNTY FREE LIBRARY	597,150	13,058,011	21.867	3,749,619	6.28	1,024	0.00	3661.74
DELAWARE COUNTY LIBRARY SYSTEM	558,972	14,067,620	25.167	2,646,660	4.73	1,772	0.00	1493.60
LIB SYSM OF LANCASTER COUNTY	519,462	9,243,239	17.794	4,070,141	7.84	724	0.00	5621.74
CHESTER COUNTY LIBRARY	498,886	14,236,713	28.537	3,943,669	7.90	1,461	0.00	2699.29
YORK COUNTY LIBRARY SYSTEM	434,972	7,778,435	17.883	1,842,634	4.24	599	0.00	3076.18
BERKS CO PUB LIBRARIES	400,981	7,550,222	18.829	2,192,219	5.47	1,561	0.00	1404.37
WESTMORELAND COUNTY LIB SYSTEM	373,673	5,448,559	14.581	1,301,847	3.48	984	0.00	1323.02
LUZERNE COUNTY LIBRARY SYSTEM	329,868	5,018,365	15.213	781,659	2.37	855	0.00	914.22
CUMBERLAND COUNTY LIBRARY SYSTEM	244,731	6,122,251	25.016	2,735,712	11.18	778	0.00	3516.34
LACKAWANNA CNTY LIBRARY SYSTEM	214,437	6,489,057	30.261	1,161,506	5.42	619	0.00	1876.42
WASHINGTON COUNTY LIBRARY SYS	207,211	3,408,017	16.447	752,081	3.63	767	0.00	980.55
<i>AVERAGE</i>	466,937	12,188,946	22.969	3,009,737	5.96	424,112	0.35	2214.14
BUTLER COUNTY FED LIB SYSTEM	183,862	2,354,658	12.807	957,752	5.21	432	0.00	2217.02
BEAVER CO LIBRARY SYSTEM	169,907	2,555,672	15.042	498,146	2.93	475	0.00	1048.73
CENTRE CO FEDERATION/PUB LIBS	153,990	3,293,811	21.390	1,116,644	7.25	300	0.00	3722.15
CAMBRIA COUNTY LIBRARY SYSTEM	143,797	2,195,067	15.265	388,000	2.70	523	0.00	741.87
FRANKLIN COUNTY LIBRARY SYSTEM	140,293	2,372,627	16.912	507,160	3.62	264	0.00	1921.06
LEBANON COUNTY LIBRARY SYSTEM	133,568	1,737,562	13.009	787,776	5.90	308	0.00	2557.71
BLAIR COUNTY LIB SYSTEM	126,971	1,826,288	14.384	358,837	2.83	439	0.00	817.40
LYCOMING COUNTY LIBRARY SYSTEM	116,111	3,049,799	26.266	759,864	6.54	381	0.00	1994.39
ADAMS COUNTY LIBRARY SYSTEM	101,407	2,259,352	22.280	712,513	7.03	174	0.00	4094.90
LAWRENCE CO FED LIBRARY SYSTEM	91,740	1,430,209	15.590	360,695	3.93	273	0.00	1321.23
POTTSVILLE FREE PUBLIC LIBRARY	88,691	1,000,705	11.283	187,032	2.11	352	0.00	531.34
CRAWFORD CO FED LIB SYSTEM	87,226	1,830,551	20.986	396,706	4.55	668	0.01	593.87
SOMERSET COUNTY FED LIB SYSTEM	71,465	731,223	10.232	129,836	1.82	213	0.00	609.56
BRADFORD COUNTY LIBRARY SYSTEM	62,622	1,183,242	18.895	244,990	3.91	431	0.01	568.42
WAYNE LIBRARY AUTHORITY	52,822	931,718	17.639	224,495	4.25	279	0.01	804.64
<i>AVERAGE</i>	114,965	1,916,832	16.799	508,696	4.30	367	0.00	1569.62
BEDFORD CO FED LIB SYSTEM	49,762	491,029	9.868	114,382	2.30	107	0.00	1068.99
CLARION COUNTY LIBRARY SYSTEM	46,860	728,807	15.553	219,862	4.69	221	0.00	994.85
JEFFERSON COUNTY LIBRARY	45,200	795,847	17.607	118,244	2.62	277	0.01	426.87
UNION COUNTY LIBRARY SYSTEM	44,947	977,807	21.755	299,210	6.66	192	0.00	1558.39
POTTER-TIOGA COUNTY LIB SYS (TIOGA)	41,981	602,988	14.363	142,392	3.39	202	0.00	704.91
GREENE COUNTY LIBRARY SYSTEM	38,686	708,154	18.305	62,606	1.62	139	0.00	450.40
POTTER-TIOGA COUNTY LIB SYS (POTTER)	18,362	457,694	24.926	71,047	3.87	219	0.01	324.42
<i>AVERAGE</i>	40,828	680,332	17.482	146,820	3.59	194	0.01	789.83
OVERALL AVERAGE	223,927	5,287,711	19.117	1,316,913	4.74	149,889	0.13	1636.55

**CIRCULATION ANALYSIS:**

**OPERATING EXPENDITURE PER TRANSACTION** relates the library expenditures to the number of items the library circulates. It is obtained by dividing the total expenditure (salary & wages, benefits, collection and operations) by the total circulation. Capital expenditures are not included because they vary widely from year to year.

**CIRCULATION PER FULL TIME EQUIVALENT (FTE) STAFF MEMBER** is a measure of the number of items each library staff member would circulate based on a work schedule of 35 hours per week. This figure is useful as an indicator of the relative efficiency of staff. This table does not isolate the number of staff directly involved in circulation activities. Larger libraries are more likely to have staff involved in activities that do not relate to circulation.

Operating Expenditure Per Circulation Transaction

Service Area	Number of Libraries	-- Operating Expenditure per Transaction --			
		Mean	Median	Minimum	Maximum
50,000 & Above	41	5.13	4.65	1.26	11.59
20,000--49,999	109	3.72	3.30	0.79	20.06
10,000—19,999	108	4.28	3.84	1.45	13.46
5,000—9,999	95	4.65	4.08	1.15	17.30
4,999 & Below	92	4.79	4.08	1.37	14.57
Statewide	445*	4.41	3.84	0.79	20.06

Circulation Per FTE Staff Member

Service Area	Number of Libraries	----- Circulation per Staff Member -----			
		Mean	Median	Minimum	Maximum
50,000 & Above	41	14,164	12,310	5,522	39,583
20,000--49,999	109	16,886	16,068	1,296	47,531
10,000—19,999	108	12,992	12,508	2,326	31,650
5,000—9,999	95	11,053	10,081	1,838	38,869
4,999 & Below	92	10,418	9,052	2,312	24,887
Statewide	445*	13,107	11,960	1,296	47,531

\* System headquarters reporting separately from a library are not included.

<i>Library / Bookmobile Name</i>	<i>Shelf Capacity</i>	<i>Hrs/Wk at Stops</i>	<i>Collection Year End</i>	<i>Total Circulation</i>	<i>Collection Expenditures</i>
Adams County Library System	2,000	20	6,187	29,766	6,732
Beaver County Library System	2,500	20	25,735	54,065	13,965
Bedford County Federated Library System	2,500	20	2,500	14,988	7,241
Reading Public Library	2,500		6,205		
Centre County Library & Historical Museum	2,500	20	8,098	19,514	9,142
Clearfield County Public Library	2,000	24	27,067	38,777	6,018
Columbia County Traveling Library	3,000	16	22,300	24,485	18,481
Franklin County Library System	5,500	48	19,639	58,731	16,299
Scranton Public Library	5,000	20	16,835	31,011	10,269
Library System of Lancaster County	2,500	25	18,602	55,896	28,966
Lawrence County Library System	3,000	14	4,841	17,642	8,540
James V.Brown Library Bookmobile	5,500	20	6,812	23,861	12,207
James V.Brown Library Story Mobile	4,000	20	6,648	61,969	5,638
S W Smith Memorial Public Library	2,828	20		6,056	4,500
Eastern Monroe Public Library	4,000	11	3,596	17,714	1,150
Mont Cty-Norristown Pub Lib - Bookmobile #6	3,500	24	6,239	25,292	5,345
Mont Cty-Norristown Pub Lib - Bookmobile #7	3,500	24	6,239	25,292	5,345
Mont Cty-Norristown Pub Lib - Books-Go-Round	3,000	21	6,576	25,804	4,000
Mont Cty-Norristown Pub Lib - Words-On-Wheels	2,400	20	2,744	24,265	9,362
Bethlehem Area Public Library	2,500	18	2,500	17,926	4,556
Somerset County Federated Library System	3,000	20	6,652	21,003	12,609
Adams Memorial Library	3,800	30	6,544	28,900	7,563
TOTALS			212,559	622,957	197,928

**STATE LIBRARY OF PENNSYLVANIA**  
Harrisburg, Pennsylvania

<u>RESOURCES AND SERVICES</u>	<u>2012-2013</u>	<u>2013-2014</u>
A Hours Open Weekly.....	22.5	22.5
B. Staff:		
Professional Staff.....	10	13
Clerical Staff.....	7	4
C. Library Materials Collection:		
1. Audio-Visual Materials Holdings – Titles.....	365	365
2. Books and Serials Holdings – Titles.....	1,239,985	1,258,216
3. Books and Serials Holdings – Volumes.....	1,692,454	1,709,599
4. Newspapers – Titles.....	5,341	5,348
5. Newspapers – Volumes.....	119,103	120,059
6. Cartographic Materials Holdings – Physical Units.....	7,700	7,766
7. Print/Microfilm subscriptions.....	574	455
8. Electronic/Digital Subscriptions.....	45,074	56,203
9. Microforms Holdings – Physical Units.....	722,829	726,444
10. Databases.....	66	67
11. Digital Documents.....	78,807	79,092
12. Electronic Serials.....	36,678	48,532
D. Use of library materials:		
1. Interlibrary loans (lending).....	7,673	9,021
2. Database searches.....	140,461	119,555
3. Circulation.....	18,277	13,728
E. Directional Transactions.....	2,796	3,732
F. Reference Transactions.....	5,801	5,451
G. Library Users – in house visits.....	19,189	19,540

<u>STATE SUMMARY FOR 2012:</u>		% Change Over 2011	
I.	POPULATION		
A.	Population served by the reporting libraries	12,411,468	3.42
B.	Population for which reporting libraries qualify for basic aid	12,411,468	3.42
II.	STAF (The number of employees is stated in full-time equivalents, based on at least a 35-hour work week)		
A.	Professional	1,285.8	0.9
B.	Librarian	553.7	82.2
C.	Other	3,005.0	-3.2
D.	Volunteer	745.2	54.4
III.	COLLECTIONS		
A.	Total items	31,372,907	-4.1
B.	Items per capita (population served)	2.53	-4.2
IV.	MATERIALS LENT BY PUBLIC LIBRARIES		
A.	Total items	69,080,603	0.4
B.	Circulation per capita (population served)	5.57	0.5
V.	INTERLIBRARY LOANS		
A.	Items lent	4,331,046	10.3
B.	Items borrowed	4,429,280	10.8
VI.	REVENUE		
A.	Local Municipal Support (64.2%)	211,630,557	1.9
B.	State revenue (17.3%)	56,970,206	-3.8
C.	Federal aid (0.7%)	2,201,734	-18.4
D.	Other (17.9%)	58,984,415	5.2
E.	Total (100%)	329,786,912	1.3
F.	School district (3.0% of A;4.7% of E)	9,949,976	-1.5
G.	Employment programs (0.2% of E)	618,412	-13.4
H.	Median revenue	194,828	-1.3
I.	Mean revenue (excluding Philadelphia/Pittsburgh)	468,699	0.6
J.	Number of libraries above the mean	121	4.3
K.	Number of libraries below the mean	349	-2.5
L.	Number of libraries reporting	472	-0.4
VII.	EXPENDITURES		
A.	Wages and salaries (64.4%)	208,826,394	0.7
B.	Books and periodicals (11.9%)	38,673,099	-2.1
C.	Other operating (23.7%)	76,942,493	14.1
D.	Total Operating (100%)	324,441,985	3.2
E.	Median operating	193,903	-0.4
F.	Mean operating (excluding Philadelphia/Pittsburgh)	470,265	2.7
G.	Number of libraries above the mean	117	2.6
H.	Number of libraries below the mean	353	-1.9
I.	Operating per capita (population served)	26.14	3.2
J.	Capital	15,908,167	0.0

<u>STATE SUMMARY FOR 2013:</u>		% Change Over 2012	
VIII.	POPULATION		
A.	Population served by the reporting libraries	12,411,456	0.00
B.	Population for which reporting libraries qualify for basic aid	12,411,456	0.00
IX.	STAF (The number of employees is stated in full-time equivalents, based on at least a 35-hour work week)		
A.	Professional	1,319.7	2.6
B.	Librarian	538.8	-2.7
C.	Other	3,032.5	0.9
D.	Volunteer	499.2	-33.0
X.	COLLECTIONS		
A.	Total items	31,194,131	-0.6
B.	Items per capita (population served)	2.51	-0.8
XI.	MATERIALS LENT BY PUBLIC LIBRARIES		
A.	Total items	68,155,060	-1.3
B.	Circulation per capita (population served)	5.49	-1.4
XII.	INTERLIBRARY LOANS		
A.	Items lent	4,287,918	-1.0
B.	Items borrowed	4,348,845	-1.8
XIII.	REVENUE		
A.	Local Municipal Support (64.9%)	215,899,783	2.0
B.	State revenue (17.0%)	56,487,563	-0.8
C.	Federal aid (0.5%)	1,573,393	-28.5
D.	Other (17.6%)	58,426,297	-0.9
E.	Total (100%)	332,387,036	0.8
F.	School district (3.0% of A;4.7% of E)	10,047,374	1.0
G.	Employment programs (0.2% of E)	604,354	-2.3
H.	Median revenue	189,848	-2.6
I.	Mean revenue (excluding Philadelphia/Pittsburgh)	467,728	-0.2
J.	Number of libraries above the mean	123	1.7
K.	Number of libraries below the mean	350	0.3
L.	Number of libraries reporting	473	0.2
XIV.	EXPENDITURES		
A.	Wages and salaries (64.4%)	211,666,517	1.4
B.	Books and periodicals (11.9%)	39,492,461	2.1
C.	Other operating (23.7%)	78,124,439	1.5
D.	Total Operating (100%)	329,283,416	1.5
E.	Median operating	198,599	2.4
F.	Mean operating (excluding Philadelphia/Pittsburgh)	474,693	0.9
G.	Number of libraries above the mean	119	1.7
H.	Number of libraries below the mean	354	0.3
I.	Operating per capita (population served)	26.53	1.5
J.	Capital	12,503,314	-21.4